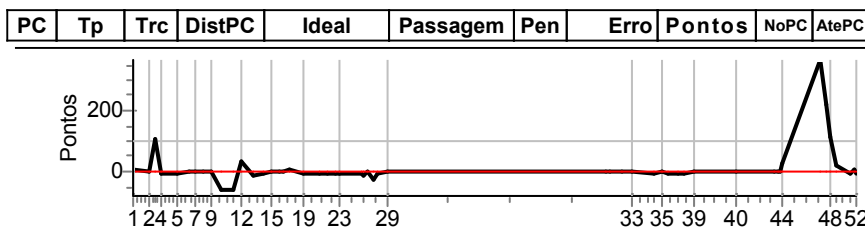


Performance Individual

PC	Tp	Trc	DistPC	Ideal	Passagem	Pen	Erro	Pontos	NoPC	AtePC
N u m	102	102 / Stevens Salim de Freitas / Paulo Eduardo Galiza								
		Cat / NL / Largada ESTREANTES / 107 / 10:47:00								
		8° JIMNY 4SPORT								
PC	Tp	Trc	DistPC	Ideal	Passagem	Pen	Erro	Pontos	NoPC	AtePC
1	Tmp	4	0.498	11:10:45.14	11:10:45.58	0	0.4s	+4	3°	3°
2	Tmp	7	2.135	11:13:16.57	11:13:16.35	0	0.2s	-2	5°	4°
3	Tmp	9	2.894	11:14:30.20	11:14:40.51	0	10.3s	[+103]	13°	5°
4	Tmp	11	3.481	11:15:23.35	11:15:22.22	0	1.1s	-11	10°	5°
5	Tmp	17	5.100	11:18:04.77	11:18:03.85	0	0.9s	-9	10°	8°
6	Tmp	21	6.293	11:19:50.33	11:19:50.25	0	0.1s	-1	3°	6°
7	Tmp	24	7.055	11:20:58.06	11:20:57.80	0	0.3s	-3	6°	6°
8	Tmp	26	7.785	11:22:08.70	11:22:08.79	0	0.1s	+1	4°	6°
9	Tmp	28	8.744	11:23:26.63	11:23:26.69	0	0.1s	+1	2°	6°
10	Tmp	29	9.999	11:25:06.08	11:24:59.97	0	6.1s	-61	13°	9°
11	Tmp	30	11.385	11:27:11.48	11:27:05.30	0	6.2s	-62	13°	11°
12	Tmp	32	12.262	11:28:35.21	11:28:38.07	0	2.9s	[+29]	11°	11°
13	Tmp	35	13.357	11:30:17.68	11:30:16.39	0	1.3s	-13	11°	11°
14	Tmp	38	14.494	11:31:54.57	11:31:53.90	0	0.7s	-7	7°	10°
15	Tmp	40	15.354	11:33:13.55	11:33:13.40	0	0.2s	-2	4°	10°
16	Tmp	41	16.399	11:34:40.36	11:34:40.40	0	0.0s	0	1°	10°
17	Tmp	43	16.719	11:35:10.99	11:35:10.82	0	0.2s	-2	5°	9°
18	Tmp	45	17.616	11:36:27.85	11:36:28.62	0	0.8s	+8	7°	9°
19	Tmp	47	19.131	11:38:32.58	11:38:32.01	0	0.6s	-6	7°	9°
20	Tmp	49	20.931	11:41:20.12	11:41:19.05	0	1.1s	-11	8°	9°
21	Tmp	50	21.651	11:42:26.58	11:42:25.73	0	0.9s	-9	7°	9°
22	Tmp	53	22.645	11:43:49.44	11:43:48.47	0	1.0s	-10	8°	9°
23	Tmp	54	23.127	11:44:38.96	11:44:38.40	0	0.6s	-6	10°	9°
24	Tmp	56	25.530	11:47:57.72	11:47:56.87	0	0.9s	-9	9°	9°
25	Tmp	59	25.740	11:48:20.88	11:48:19.43	0	1.5s	-15	7°	9°
26	Tmp	60	26.385	11:49:14.10	11:49:13.91	0	0.2s	-2	5°	7°
27	Tmp	63	26.953	11:50:06.30	11:50:03.82	0	2.5s	[-25]	10°	7°
28	Tmp	64	27.479	11:50:54.01	11:50:53.13	0	0.9s	-9	8°	7°
29	Tmp	65	28.519	11:52:24.85	11:52:24.46	0	0.4s	-4	5°	7°

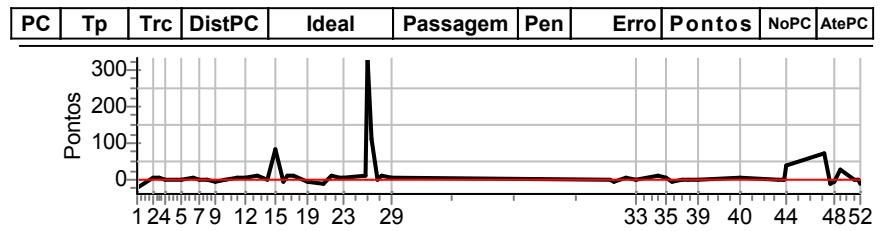


Etapa A	Num	102	Pen	0	PCZ	1	Total PP	268	PG	9
30	Tmp	70	0.338	12:27:57.92	12:27:57.70	0	0.2s	-2	6°	6°
31	Tmp	70	0.963	12:28:47.92	12:28:47.75	0	0.2s	-2	6°	8°
32	Tmp	72	2.170	12:30:43.05	12:30:43.07	0	0.0s	0	1°	2°
33	Tmp	74	3.190	12:32:15.73	12:32:15.47	0	0.3s	-3	5°	2°
34	Tmp	77	0.323	12:36:05.41	12:36:04.94	0	0.5s	-5	7°	3°
35	Tmp	77	0.981	12:37:11.21	12:37:11.21	0	0.0s	0	2°	2°
36	Tmp	80	1.445	12:38:22.13	12:38:21.48	0	0.7s	-7	9°	2°
37	Tmp	81	2.432	12:39:52.76	12:39:51.93	0	0.8s	-8	10°	3°
38	Tmp	83	3.160	12:40:59.14	12:40:58.55	0	0.6s	-6	6°	4°
39	Tmp	86	3.953	12:42:31.37	12:42:31.28	0	0.1s	-1	3°	3°
40	Tmp	91	0.253	12:49:17.38	12:49:17.18	0	0.2s	-2	6°	3°
41	Pass	94	0.217	12:55:47.09	12:55:46.50	0	0.6s	0	13°	3°
42	Pass	95	0.523	12:56:17.88	12:56:18.85	0	1.0s	0	13°	3°
43	Pass	95	0.747	12:56:44.76	12:56:44.99	0	0.2s	0	13°	3°
44	Tmp	95	0.908	12:57:04.08	12:57:06.72	0	2.6s	[+26]	3°	3°
46	Tmp	102	1.794	13:03:13.26	13:03:50.18	0	36.9s	[+369]	11°	3°
47	Tmp	105	2.283	13:04:08.37	13:04:30.72	0	22.4s	+224	11°	8°
48	Tmp	106	2.679	13:04:44.26	13:04:55.38	0	11.1s	+111	11°	8°
49	Tmp	108	3.294	13:05:39.13	13:05:41.23	0	2.1s	+21	7°	8°
50	Tmp	109	5.186	13:08:03.58	13:08:02.69	0	0.9s	-9	9°	8°
51	Tmp	110	5.600	13:08:45.82	13:08:46.10	0	0.3s	+3	6°	8°
52	Tmp	111	5.733	13:09:04.87	13:09:04.39	0	0.5s	-5	4°	7°

Etapa B	Num	102	Pen	0	PCZ	2	Total PP	409	PG	9	
Num	107	A PG	9	7°	B PG	9	7°	Tot PG	18	Col.	8°

Performance Individual

PC	Tp	Trc	DistPC	Ideal	Passagem	Pen	Erro	Pontos	NoPC	AtePC
N u m	103	103 / Roberto Junkes / Pedro Giovane Kesting								
		Cat / NL / Largada ESTREANTES / 108 / 10:48:00								
		Criciuma TROLLER								
PC	Tp	Trc	DistPC	Ideal	Passagem	Pen	Erro	Pontos	NoPC	AtePC
1	Tmp	4	0.498	11:11:45.14	11:11:42.69	0	2.5s	[-25]	10°	10°
2	Tmp	7	2.135	11:14:16.57	11:14:16.80	0	0.2s	+2	4°	6°
3	Tmp	9	2.894	11:15:30.20	11:15:30.27	0	0.1s	+1	1°	2°
4	Tmp	11	3.481	11:16:23.35	11:16:22.98	0	0.4s	-4	4°	3°
5	Tmp	17	5.100	11:19:04.77	11:19:04.78	0	0.0s	0	3°	1°
6	Tmp	21	6.293	11:20:50.33	11:20:50.42	0	0.1s	+1	2°	1°
7	Tmp	24	7.055	11:21:58.06	11:21:57.99	0	0.1s	-1	3°	1°
8	Tmp	26	7.785	11:23:08.70	11:23:08.71	0	0.0s	0	1°	1°
9	Tmp	28	8.744	11:24:26.63	11:24:25.76	0	0.9s	-9	9°	1°
10	Tmp	29	9.999	11:26:06.08	11:26:05.99	0	0.1s	-1	3°	2°
11	Tmp	30	11.385	11:28:11.48	11:28:11.87	0	0.4s	+4	4°	3°
12	Tmp	32	12.262	11:29:35.21	11:29:35.44	0	0.2s	+2	3°	3°
13	Tmp	35	13.357	11:31:17.68	11:31:18.71	0	1.0s	+10	10°	3°
14	Tmp	38	14.494	11:32:54.57	11:32:54.47	0	0.1s	-1	2°	3°
15	Tmp	40	15.354	11:34:13.55	11:34:21.86	0	8.3s	+83	13°	3°
16	Tmp	41	16.399	11:35:40.36	11:35:39.76	0	0.6s	-6	6°	3°
17	Tmp	43	16.719	11:36:10.99	11:36:11.81	0	0.8s	+8	8°	3°
18	Tmp	45	17.616	11:37:27.85	11:37:28.57	0	0.7s	+7	6°	4°
19	Tmp	47	19.131	11:39:32.58	11:39:31.85	0	0.7s	-7	8°	4°
20	Tmp	49	20.931	11:42:20.12	11:42:18.62	0	1.5s	[-15]	10°	5°
21	Tmp	50	21.651	11:43:26.58	11:43:27.54	0	1.0s	+10	8°	5°
22	Tmp	53	22.645	11:44:49.44	11:44:49.75	0	0.3s	+3	4°	5°
23	Tmp	54	23.127	11:45:38.96	11:45:39.12	0	0.2s	+2	8°	5°
24	Tmp	56	25.530	11:48:57.72	11:48:58.44	0	0.7s	+7	8°	5°
25	Tmp	59	25.740	11:49:20.88	11:49:54.02	0	33.1s	[+331]	12°	8°
26	Tmp	60	26.385	11:50:14.10	11:50:25.04	0	10.9s	+109	11°	8°
27	Tmp	63	26.953	11:51:06.30	11:51:06.14	0	0.2s	-2	5°	8°
28	Tmp	64	27.479	11:51:54.01	11:51:54.62	0	0.6s	+6	5°	8°
29	Tmp	65	28.519	11:53:24.85	11:53:25.08	0	0.2s	+2	3°	8°

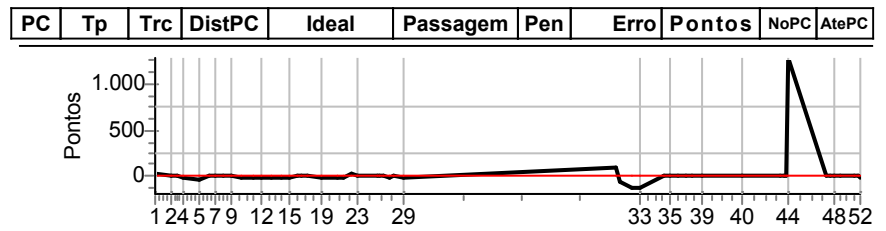


Etapa A	Num	103	Pen	0	PCZ	2	Total PP	288	PG	8
30	Tmp	70	0.338	12:28:57.92	12:28:57.93	0	0.0s	0	2°	2°
31	Tmp	70	0.963	12:29:47.92	12:29:47.37	0	0.6s	-6	10°	4°
32	Tmp	72	2.170	12:31:43.05	12:31:43.21	0	0.2s	+2	5°	4°
33	Tmp	74	3.190	12:33:15.73	12:33:15.51	0	0.2s	-2	2°	3°
34	Tmp	77	0.323	12:37:05.41	12:37:06.25	0	0.8s	+8	10°	6°
35	Tmp	77	0.981	12:38:11.21	12:38:11.36	0	0.2s	+2	6°	5°
36	Tmp	80	1.445	12:39:22.13	12:39:21.48	0	0.7s	-7	8°	7°
37	Tmp	81	2.432	12:40:52.76	12:40:52.38	0	0.4s	-4	3°	7°
38	Tmp	83	3.160	12:41:59.14	12:41:58.97	0	0.2s	-2	3°	5°
39	Tmp	86	3.953	12:43:31.37	12:43:31.04	0	0.3s	-3	5°	4°
40	Tmp	91	0.253	12:50:17.38	12:50:17.49	0	0.1s	+1	3°	4°
41	Pass	94	0.217	12:56:47.09	12:56:48.86	0	1.8s	0	12°	4°
42	Pass	95	0.523	12:57:17.88	12:57:21.28	0	3.4s	0	12°	4°
43	Pass	95	0.747	12:57:44.76	12:57:45.68	0	0.9s	0	12°	4°
44	Tmp	95	0.908	12:58:04.08	12:58:07.61	0	3.5s	+35	6°	4°
46	Tmp	102	1.794	13:04:13.26	13:04:20.48	0	7.2s	[+72]	9°	6°
47	Tmp	105	2.283	13:05:08.37	13:05:06.90	0	1.5s	-15	7°	5°
48	Tmp	106	2.679	13:05:44.26	13:05:43.17	0	1.1s	-11	8°	5°
49	Tmp	108	3.294	13:06:39.13	13:06:41.62	0	2.5s	[+25]	8°	5°
50	Tmp	109	5.186	13:09:03.58	13:09:03.38	0	0.2s	-2	4°	5°
51	Tmp	110	5.600	13:09:45.82	13:09:45.66	0	0.2s	-2	4°	5°
52	Tmp	111	5.733	13:10:04.87	13:10:03.56	0	1.3s	-13	9°	5°

Etapa B	Num	103	Pen	0	PCZ	1	Total PP	115	PG	11	
Num	108	A PG	8	8°	B PG	11	5°	Tot PG	19	Col.	7°

Performance Individual

PC	Tp	Trc	DistPC	Ideal	Passagem	Pen	Erro	Pontos	NoPC	AtePC
N	104	104 / Norton Martins / Gustavo Dal Bo Freccia								
		Cat / NL / Largada ESTREANTES / 109 / 10:49:00								
		Urussanga TROLLER T4 3.2								
PC	Tp	Trc	DistPC	Ideal	Passagem	Pen	Erro	Pontos	NoPC	AtePC
1	Tmp	4	0.498	11:12:45.14	11:12:46.28	0	1.1s	+11	8°	8°
2	Tmp	7	2.135	11:15:16.57	11:15:15.89	0	0.7s	-7	10°	11°
3	Tmp	9	2.894	11:16:30.20	11:16:29.23	0	1.0s	-10	10°	10°
4	Tmp	11	3.481	11:17:23.35	11:17:21.46	0	1.9s	-19	12°	11°
5	Tmp	17	5.100	11:20:04.77	11:20:00.96	0	3.8s	-38	13°	12°
6	Tmp	21	6.293	11:21:50.33	11:21:49.45	0	0.9s	-9	9°	11°
7	Tmp	24	7.055	11:22:58.06	11:22:56.85	0	1.2s	-12	11°	11°
8	Tmp	26	7.785	11:24:08.70	11:24:07.85	0	0.9s	-9	10°	11°
9	Tmp	28	8.744	11:25:26.63	11:25:25.84	0	0.8s	-8	8°	11°
10	Tmp	29	9.999	11:27:06.08	11:27:04.19	0	1.9s	-19	10°	11°
11	Tmp	30	11.385	11:29:11.48	11:29:09.16	0	2.3s	[-23]	12°	10°
12	Tmp	32	12.262	11:30:35.21	11:30:32.01	0	3.2s	-32	12°	10°
13	Tmp	35	13.357	11:32:17.68	11:32:15.28	0	2.4s	[-24]	12°	10°
14	Tmp	38	14.494	11:33:54.57	11:33:52.45	0	2.1s	[-21]	13°	11°
15	Tmp	40	15.354	11:35:13.55	11:35:11.57	0	2.0s	-20	11°	12°
16	Tmp	41	16.399	11:36:40.36	11:36:39.13	0	1.2s	-12	10°	12°
17	Tmp	43	16.719	11:37:10.99	11:37:09.78	0	1.2s	-12	9°	12°
18	Tmp	45	17.616	11:38:27.85	11:38:27.20	0	0.7s	-7	5°	12°
19	Tmp	47	19.131	11:40:32.58	11:40:30.67	0	1.9s	-19	12°	12°
20	Tmp	49	20.931	11:43:20.12	11:43:18.24	0	1.9s	-19	11°	11°
21	Tmp	50	21.651	11:44:26.58	11:44:24.98	0	1.6s	-16	10°	11°
22	Tmp	53	22.645	11:45:49.44	11:45:50.34	0	0.9s	+9	7°	11°
23	Tmp	54	23.127	11:46:38.96	11:46:38.86	0	0.1s	-1	6°	10°
24	Tmp	56	25.530	11:49:57.72	11:49:57.93	0	0.2s	+2	5°	10°
25	Tmp	59	25.740	11:50:20.88	11:50:21.10	0	0.2s	+2	3°	10°
26	Tmp	60	26.385	11:51:14.10	11:51:13.99	0	0.1s	-1	4°	9°
27	Tmp	63	26.953	11:52:06.30	11:52:04.81	0	1.5s	-15	8°	9°
28	Tmp	64	27.479	11:52:54.01	11:52:54.09	0	0.1s	+1	2°	9°
29	Tmp	65	28.519	11:54:24.85	11:54:23.31	0	1.5s	-15	7°	9°

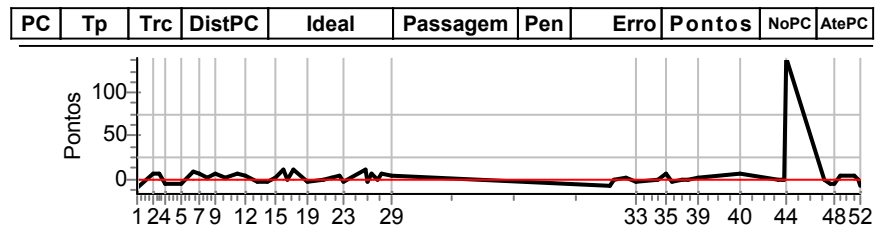


Etapa A	Num	104	Pen	0	PCZ	0	Total PP	325	PG	7
30	Tmp	70	0.338	12:29:57.92	12:30:07.34	0	9.4s	+94	13°	13°
31	Tmp	70	0.963	12:30:47.92	12:30:40.89	0	7.0s	-70	13°	13°
32	Tmp	72	2.170	12:32:43.05	12:32:29.21	0	13.8s	-138	13°	13°
33	Tmp	74	3.190	12:34:15.73	12:34:02.67	0	13.1s	-131	13°	13°
34	Tmp	77	0.323	12:38:05.41	12:38:05.69	0	0.3s	+3	5°	12°
35	Tmp	77	0.981	12:39:11.21	12:39:11.13	0	0.1s	-1	5°	12°
36	Tmp	80	1.445	12:40:22.13	12:40:21.95	0	0.2s	-2	3°	12°
37	Tmp	81	2.432	12:41:52.76	12:41:51.92	0	0.8s	-8	9°	12°
38	Tmp	83	3.160	12:42:59.14	12:42:58.10	0	1.0s	-10	9°	12°
39	Tmp	86	3.953	12:44:31.37	12:44:31.57	0	0.2s	+2	4°	12°
40	Tmp	91	0.253	12:51:17.38	12:51:17.97	0	0.6s	+6	8°	12°
41	Pass	94	0.217	12:57:47.09	12:59:22.26	0	1m35s	0	11°	12°
42	Pass	95	0.523	12:58:17.88	13:00:30.86	0	2m13s	0	11°	12°
43	Pass	95	0.747	12:58:44.76	13:00:51.92	0	2m07s	0	11°	12°
44	Tmp	95	0.908	12:59:04.08	13:01:14.50	0	2m10s	[+1304]	11°	9°
46	Tmp	102	1.794	13:05:13.26	13:05:13.76	0	0.5s	+5	2°	9°
47	Tmp	105	2.283	13:06:08.37	13:06:08.01	0	0.4s	-4	4°	9°
48	Tmp	106	2.679	13:06:44.26	13:06:43.78	0	0.5s	-5	6°	9°
49	Tmp	108	3.294	13:07:39.13	13:07:39.74	0	0.6s	+6	2°	9°
50	Tmp	109	5.186	13:10:03.58	13:10:03.24	0	0.3s	-3	6°	9°
51	Tmp	110	5.600	13:10:45.82	13:10:45.58	0	0.2s	-2	3°	9°
52	Tmp	111	5.733	13:11:04.87	13:11:03.12	0	1.8s	[-18]	10°	9°

Etapa B	Num	104	Pen	0	PCZ	0	Total PP	490	PG	7	
Num	109	A PG	7	9°	B PG	7	9°	Tot PG	14	Col.	10°

Performance Individual

PC	Tp	Trc	DistPC	Ideal	Passagem	Pen	Erro	Pontos	NoPC	AtePC
N u m	105	105 / Eder Reis / Claudiomir Baron								
		Cat / NL / Largada ESTREANTES / 110 / 10:50:00								
		Brusque TROLLER T4								
PC	Tp	Trc	DistPC	Ideal	Passagem	Pen	Erro	Pontos	NoPC	AtePC
1	Tmp	4	0.498	11:13:45.14	11:13:44.10	0	1.0s	[-10]	7°	7°
2	Tmp	7	2.135	11:16:16.57	11:16:17.17	0	0.6s	+6	9°	10°
3	Tmp	9	2.894	11:17:30.20	11:17:30.92	0	0.7s	+7	6°	7°
4	Tmp	11	3.481	11:18:23.35	11:18:22.90	0	0.5s	-5	6°	6°
5	Tmp	17	5.100	11:21:04.77	11:21:04.26	0	0.5s	-5	6°	6°
6	Tmp	21	6.293	11:22:50.33	11:22:51.23	0	0.9s	+9	8°	7°
7	Tmp	24	7.055	11:23:58.06	11:23:58.72	0	0.7s	+7	9°	7°
8	Tmp	26	7.785	11:25:08.70	11:25:08.92	0	0.2s	+2	6°	7°
9	Tmp	28	8.744	11:26:26.63	11:26:27.19	0	0.6s	+6	6°	7°
10	Tmp	29	9.999	11:28:06.08	11:28:06.30	0	0.2s	+2	5°	6°
11	Tmp	30	11.385	11:30:11.48	11:30:12.03	0	0.6s	+6	7°	6°
12	Tmp	32	12.262	11:31:35.21	11:31:35.56	0	0.4s	+4	6°	6°
13	Tmp	35	13.357	11:33:17.68	11:33:17.41	0	0.3s	-3	6°	6°
14	Tmp	38	14.494	11:34:54.57	11:34:54.41	0	0.2s	-2	3°	5°
15	Tmp	40	15.354	11:36:13.55	11:36:13.70	0	0.2s	+2	3°	6°
16	Tmp	41	16.399	11:37:40.36	11:37:41.35	0	1.0s	[+10]	8°	6°
17	Tmp	43	16.719	11:38:10.99	11:38:10.99	0	0.0s	0	2°	6°
18	Tmp	45	17.616	11:39:27.85	11:39:28.80	0	1.0s	[+10]	9°	6°
19	Tmp	47	19.131	11:41:32.58	11:41:32.39	0	0.2s	-2	6°	6°
20	Tmp	49	20.931	11:44:20.12	11:44:20.15	0	0.0s	0	2°	4°
21	Tmp	50	21.651	11:45:26.58	11:45:26.82	0	0.2s	+2	3°	4°
22	Tmp	53	22.645	11:46:49.44	11:46:49.82	0	0.4s	+4	5°	4°
23	Tmp	54	23.127	11:47:38.96	11:47:38.76	0	0.2s	-2	7°	4°
24	Tmp	56	25.530	11:50:57.72	11:50:58.71	0	1.0s	+10	10°	4°
25	Tmp	59	25.740	11:51:20.88	11:51:20.59	0	0.3s	-3	4°	4°
26	Tmp	60	26.385	11:52:14.10	11:52:14.80	0	0.7s	+7	8°	4°
27	Tmp	63	26.953	11:53:06.30	11:53:06.30	0	0.0s	0	1°	4°
28	Tmp	64	27.479	11:53:54.01	11:53:54.70	0	0.7s	+7	6°	4°
29	Tmp	65	28.519	11:55:24.85	11:55:25.37	0	0.5s	+5	6°	4°

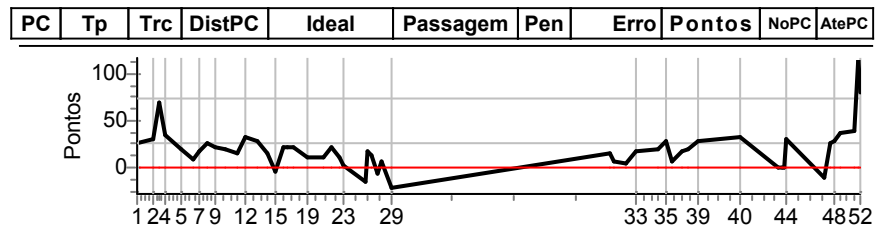


Etapa A	Num	105	Pen	0	PCZ	3	Total PP	108	PG	12
30	Tmp	70	0.338	12:30:57.92	12:30:57.20	0	0.7s	-7	10°	10°
31	Tmp	70	0.963	12:31:47.92	12:31:47.83	0	0.1s	-1	4°	6°
32	Tmp	72	2.170	12:33:43.05	12:33:43.19	0	0.1s	+1	4°	5°
33	Tmp	74	3.190	12:35:15.73	12:35:15.46	0	0.3s	-3	4°	4°
34	Tmp	77	0.323	12:39:05.41	12:39:05.30	0	0.1s	-1	2°	2°
35	Tmp	77	0.981	12:40:11.21	12:40:11.79	0	0.6s	+6	10°	4°
36	Tmp	80	1.445	12:41:22.13	12:41:21.80	0	0.3s	-3	4°	4°
37	Tmp	81	2.432	12:42:52.76	12:42:52.73	0	0.0s	0	1°	2°
38	Tmp	83	3.160	12:43:59.14	12:43:59.01	0	0.1s	-1	1°	1°
39	Tmp	86	3.953	12:45:31.37	12:45:31.42	0	0.1s	+1	2°	1°
40	Tmp	91	0.253	12:52:17.38	12:52:18.07	0	0.7s	+7	9°	1°
41	Pass	94	0.217	12:58:47.09	12:58:48.26	0	1.2s	0	10°	1°
42	Pass	95	0.523	12:59:17.88	12:59:37.48	0	19.6s	0	10°	1°
43	Pass	95	0.747	12:59:44.76	12:59:56.88	0	12.1s	0	10°	1°
44	Tmp	95	0.908	13:00:04.08	13:00:18.00	0	13.9s	[+139]	8°	1°
46	Tmp	102	1.794	13:06:13.26	13:06:13.23	0	0.0s	0	1°	1°
47	Tmp	105	2.283	13:07:08.37	13:07:07.78	0	0.6s	-6	5°	1°
48	Tmp	106	2.679	13:07:44.26	13:07:43.75	0	0.5s	-5	5°	2°
49	Tmp	108	3.294	13:08:39.13	13:08:39.44	0	0.3s	+3	1°	1°
50	Tmp	109	5.186	13:11:03.58	13:11:03.90	0	0.3s	+3	5°	1°
51	Tmp	110	5.600	13:11:45.82	13:11:45.77	0	0.1s	-1	1°	1°
52	Tmp	111	5.733	13:12:04.87	13:12:04.10	0	0.8s	[-8]	7°	1°

Etapa B	Num	105	Pen	0	PCZ	2	Total PP	49	PG	17	
Num	110	A PG	12	4°	B PG	17	1°	Tot PG	29	Col.	2°

Performance Individual

PC	Tp	Trc	DistPC	Ideal	Passagem	Pen	Erro	Pontos	NoPC	AtePC
N u m	108	108 / Adedir Beiger / Andrey Wagner Beiger								
		Cat / NL / Largada ESTREANTES / 111 / 10:51:00								
		Sao Bento do Sul TROLLER								
PC	Tp	Trc	DistPC	Ideal	Passagem	Pen	Erro	Pontos	NoPC	AtePC
1	Tmp	4	0.498	11:14:45.14	11:14:47.74	0	2.6s	+26	11°	11°
2	Tmp	7	2.135	11:17:16.57	11:17:19.74	0	3.2s	+32	12°	12°
3	Tmp	9	2.894	11:18:30.20	11:18:37.18	0	7.0s	[+70]	12°	13°
4	Tmp	11	3.481	11:19:23.35	11:19:26.92	0	3.6s	+36	13°	13°
5	Tmp	17	5.100	11:22:04.77	11:22:06.85	0	2.1s	+21	12°	13°
6	Tmp	21	6.293	11:23:50.33	11:23:51.20	0	0.9s	+9	7°	13°
7	Tmp	24	7.055	11:24:58.06	11:24:59.82	0	1.8s	+18	12°	13°
8	Tmp	26	7.785	11:26:08.70	11:26:11.43	0	2.7s	[+27]	13°	13°
9	Tmp	28	8.744	11:27:26.63	11:27:28.90	0	2.3s	+23	12°	13°
10	Tmp	29	9.999	11:29:06.08	11:29:08.09	0	2.0s	+20	12°	13°
11	Tmp	30	11.385	11:31:11.48	11:31:13.05	0	1.6s	+16	11°	13°
12	Tmp	32	12.262	11:32:35.21	11:32:38.51	0	3.3s	+33	13°	13°
13	Tmp	35	13.357	11:34:17.68	11:34:20.67	0	3.0s	[+30]	13°	13°
14	Tmp	38	14.494	11:35:54.57	11:35:56.24	0	1.7s	+17	12°	13°
15	Tmp	40	15.354	11:37:13.55	11:37:13.27	0	0.3s	-3	5°	13°
16	Tmp	41	16.399	11:38:40.36	11:38:42.59	0	2.2s	+22	13°	13°
17	Tmp	43	16.719	11:39:10.99	11:39:13.28	0	2.3s	+23	12°	13°
18	Tmp	45	17.616	11:40:27.85	11:40:30.18	0	2.3s	+23	13°	13°
19	Tmp	47	19.131	11:42:32.58	11:42:33.82	0	1.2s	+12	10°	13°
20	Tmp	49	20.931	11:45:20.12	11:45:21.23	0	1.1s	+11	7°	13°
21	Tmp	50	21.651	11:46:26.58	11:46:28.88	0	2.3s	+23	12°	13°
22	Tmp	53	22.645	11:47:49.44	11:47:50.63	0	1.2s	+12	10°	13°
23	Tmp	54	23.127	11:48:38.96	11:48:39.25	0	0.3s	+3	9°	13°
24	Tmp	56	25.530	11:51:57.72	11:51:56.26	0	1.5s	-15	11°	13°
25	Tmp	59	25.740	11:52:20.88	11:52:22.76	0	1.9s	+19	8°	12°
26	Tmp	60	26.385	11:53:14.10	11:53:15.51	0	1.4s	+14	9°	10°
27	Tmp	63	26.953	11:54:06.30	11:54:05.75	0	0.6s	-6	6°	10°
28	Tmp	64	27.479	11:54:54.01	11:54:54.84	0	0.8s	+8	7°	10°
29	Tmp	65	28.519	11:56:24.85	11:56:22.73	0	2.1s	-21	10°	10°

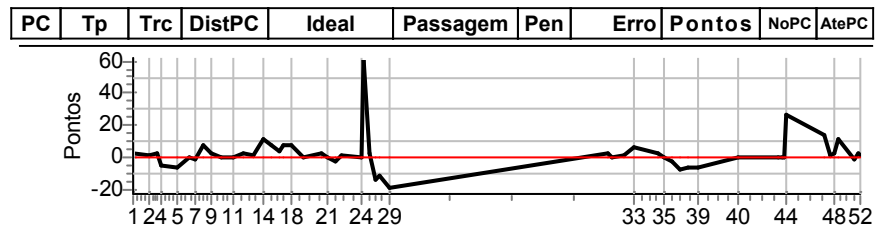


Etapa A	Num	108	Pen	0	PCZ	0	Total PP	466	PG	6
30	Tmp	70	0.338	12:31:57.92	12:31:59.64	0	1.7s	+17	11°	11°
31	Tmp	70	0.963	12:32:47.92	12:32:48.61	0	0.7s	+7	11°	12°
32	Tmp	72	2.170	12:34:43.05	12:34:43.51	0	0.5s	+5	7°	11°
33	Tmp	74	3.190	12:36:15.73	12:36:17.48	0	1.8s	+18	10°	11°
34	Tmp	77	0.323	12:40:05.41	12:40:07.50	0	2.1s	+21	12°	10°
35	Tmp	77	0.981	12:41:11.21	12:41:14.05	0	2.8s	+28	12°	10°
36	Tmp	80	1.445	12:42:22.13	12:42:22.94	0	0.8s	+8	10°	10°
37	Tmp	81	2.432	12:43:52.76	12:43:54.69	0	1.9s	+19	11°	10°
38	Tmp	83	3.160	12:44:59.14	12:45:01.16	0	2.0s	+20	12°	10°
39	Tmp	86	3.953	12:46:31.37	12:46:34.41	0	3.0s	[+30]	11°	10°
40	Tmp	91	0.253	12:53:17.38	12:53:20.78	0	3.4s	+34	10°	10°
41	Pass	94	0.217	12:59:47.09	12:59:49.42	0	2.3s	0	9°	10°
42	Pass	95	0.523	13:00:17.88	13:00:23.61	0	5.7s	0	9°	10°
43	Pass	95	0.747	13:00:44.76	13:00:46.58	0	1.8s	0	9°	10°
44	Tmp	95	0.908	13:01:04.08	13:01:07.20	0	3.1s	+31	4°	8°
46	Tmp	102	1.794	13:07:13.26	13:07:12.12	0	1.1s	-11	5°	8°
47	Tmp	105	2.283	13:08:08.37	13:08:10.99	0	2.6s	+26	9°	7°
48	Tmp	106	2.679	13:08:44.26	13:08:47.28	0	3.0s	+30	10°	7°
49	Tmp	108	3.294	13:09:39.13	13:09:42.90	0	3.8s	+38	11°	7°
50	Tmp	109	5.186	13:12:03.58	13:12:07.58	0	4.0s	+40	11°	7°
51	Tmp	110	5.600	13:12:45.82	13:12:57.62	0	11.8s	[+118]	11°	7°
52	Tmp	111	5.733	13:13:04.87	13:13:13.09	0	8.2s	+82	11°	8°

Etapa B	Num	108	Pen	0	PCZ	0	Total PP	435	PG	8	
Num	111	A PG	6	10°	B PG	8	8°	Tot PG	14	Col.	9°

Performance Individual

PC	Tp	Trc	DistPC	Ideal	Passagem	Pen	Erro	Pontos	NoPC	AtePC
N	u	110	110 / Fabiano Wiggers / Robson Josue F.t. Osorio							
			Cat / NL / Largada ESTREANTES / 113 / 10:53:00							
			Sao Jose dos Pinhais A DEFINIR							
PC	Tp	Trc	DistPC	Ideal	Passagem	Pen	Erro	Pontos	NoPC	AtePC
1	Tmp	4	0.498	11:16:45.14	11:16:45.31	0	0.2s	+2	2°	2°
2	Tmp	7	2.135	11:19:16.57	11:19:16.66	0	0.1s	+1	3°	1°
3	Tmp	9	2.894	11:20:30.20	11:20:30.39	0	0.2s	+2	2°	1°
4	Tmp	11	3.481	11:21:23.35	11:21:22.84	0	0.5s	-5	5°	1°
5	Tmp	17	5.100	11:24:04.77	11:24:04.20	0	0.6s	-6	8°	3°
6	Tmp	21	6.293	11:25:50.33	11:25:50.31	0	0.0s	0	1°	2°
7	Tmp	24	7.055	11:26:58.06	11:26:58.00	0	0.1s	-1	2°	2°
8	Tmp	26	7.785	11:28:08.70	11:28:09.52	0	0.8s	+8	8°	3°
9	Tmp	28	8.744	11:29:26.63	11:29:26.93	0	0.3s	+3	5°	3°
10	Tmp	29	9.999	11:31:06.08	11:31:06.07	0	0.0s	0	2°	3°
11	Tmp	30	11.385	11:33:11.48	11:33:11.48	0	0.0s	0	1°	1°
12	Tmp	32	12.262	11:34:35.21	11:34:35.48	0	0.3s	+3	5°	1°
13	Tmp	35	13.357	11:36:17.68	11:36:17.82	0	0.1s	+1	2°	1°
14	Tmp	38	14.494	11:37:54.57	11:37:55.64	0	1.1s	+11	10°	2°
15	Tmp	40	15.354	11:39:13.55	11:39:14.37	0	0.8s	+8	8°	2°
16	Tmp	41	16.399	11:40:40.36	11:40:40.80	0	0.4s	+4	4°	2°
17	Tmp	43	16.719	11:41:10.99	11:41:11.74	0	0.8s	+8	7°	2°
18	Tmp	45	17.616	11:42:27.85	11:42:28.58	0	0.7s	+7	4°	2°
19	Tmp	47	19.131	11:44:32.58	11:44:32.56	0	0.0s	0	3°	2°
20	Tmp	49	20.931	11:47:20.12	11:47:20.36	0	0.2s	+2	4°	2°
21	Tmp	50	21.651	11:48:26.58	11:48:26.55	0	0.0s	0	1°	2°
22	Tmp	53	22.645	11:49:49.44	11:49:49.20	0	0.2s	-2	3°	2°
23	Tmp	54	23.127	11:50:38.96	11:50:39.06	0	0.1s	+1	5°	2°
24	Tmp	56	25.530	11:53:57.72	11:53:57.72	0	0.0s	0	3°	2°
25	Tmp	59	25.740	11:54:20.88	11:54:27.06	0	6.2s	[+62]	10°	2°
26	Tmp	60	26.385	11:55:14.10	11:55:14.44	0	0.3s	+3	6°	3°
27	Tmp	63	26.953	11:56:06.30	11:56:04.91	0	1.4s	[-14]	7°	3°
28	Tmp	64	27.479	11:56:54.01	11:56:52.85	0	1.2s	-12	10°	3°
29	Tmp	65	28.519	11:58:24.85	11:58:22.94	0	1.9s	[-19]	8°	3°

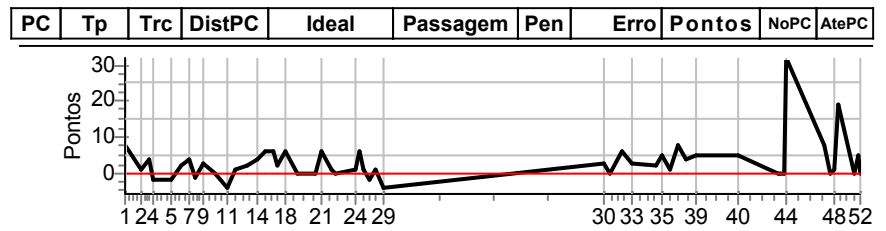


Etapa A	Num	110	Pen	0	PCZ	6	Total PP	90	PG	13
30	Tmp	70	0.338	12:33:57.92	12:33:58.12	0	0.2s	+2	5°	5°
31	Tmp	70	0.963	12:34:47.92	12:34:47.96	0	0.0s	0	2°	2°
32	Tmp	72	2.170	12:36:43.05	12:36:43.11	0	0.1s	+1	3°	1°
33	Tmp	74	3.190	12:38:15.73	12:38:16.30	0	0.6s	+6	7°	1°
34	Tmp	77	0.323	12:42:05.41	12:42:05.58	0	0.2s	+2	4°	1°
35	Tmp	77	0.981	12:43:11.21	12:43:11.24	0	0.0s	0	1°	1°
36	Tmp	80	1.445	12:44:22.13	12:44:21.95	0	0.2s	-2	2°	1°
37	Tmp	81	2.432	12:45:52.76	12:45:52.10	0	0.7s	-7	6°	1°
38	Tmp	83	3.160	12:46:59.14	12:46:58.51	0	0.6s	-6	5°	2°
39	Tmp	86	3.953	12:48:31.37	12:48:30.80	0	0.6s	-6	9°	2°
40	Tmp	91	0.253	12:55:17.38	12:55:17.39	0	0.0s	0	1°	2°
41	Pass	94	0.217	13:01:47.09	13:01:47.11	0	0.0s	0	8°	2°
42	Pass	95	0.523	13:02:17.88	13:02:18.43	0	0.6s	0	8°	2°
43	Pass	95	0.747	13:02:44.76	13:02:45.14	0	0.4s	0	8°	2°
44	Tmp	95	0.908	13:03:04.08	13:03:06.70	0	2.6s	[+26]	2°	2°
46	Tmp	102	1.794	13:09:13.26	13:09:14.69	0	1.4s	[+14]	6°	2°
47	Tmp	105	2.283	13:10:08.37	13:10:08.44	0	0.1s	+1	3°	2°
48	Tmp	106	2.679	13:10:44.26	13:10:44.48	0	0.2s	+2	3°	1°
49	Tmp	108	3.294	13:11:39.13	13:11:40.36	0	1.2s	+12	3°	2°
50	Tmp	109	5.186	13:14:03.58	13:14:03.53	0	0.1s	-1	2°	2°
51	Tmp	110	5.600	13:14:45.82	13:14:45.99	0	0.2s	+2	2°	2°
52	Tmp	111	5.733	13:15:04.87	13:15:05.01	0	0.1s	+1	3°	2°

Etapa B	Num	110	Pen	0	PCZ	3	Total PP	51	PG	15	
Num	113	A PG	13	3°	B PG	15	2°	Tot PG	28	Col.	3°

Performance Individual

PC	Tp	Trc	DistPC	Ideal	Passagem	Pen	Erro	Pontos	NoPC	AtePC
N u m	112	112 / Sandro Ivan Erzinger / Yan Guirguis Kleis								
		Cat / NL / Largada ESTREANTES / 115 / 10:55:00								
		Joinville				SUZUKI VITARA JLX				
PC	Tp	Trc	DistPC	Ideal	Passagem	Pen	Erro	Pontos	NoPC	AtePC
1	Tmp	4	0.498	11:18:45.14	11:18:45.97	0	0.8s	[+8]	6°	6°
2	Tmp	7	2.135	11:21:16.57	11:21:16.70	0	0.1s	+1	2°	2°
3	Tmp	9	2.894	11:22:30.20	11:22:30.58	0	0.4s	+4	4°	3°
4	Tmp	11	3.481	11:23:23.35	11:23:23.14	0	0.2s	-2	2°	2°
5	Tmp	17	5.100	11:26:04.77	11:26:04.57	0	0.2s	-2	4°	2°
6	Tmp	21	6.293	11:27:50.33	11:27:50.48	0	0.2s	+2	5°	3°
7	Tmp	24	7.055	11:28:58.06	11:28:58.48	0	0.4s	+4	8°	3°
8	Tmp	26	7.785	11:30:08.70	11:30:08.61	0	0.1s	-1	3°	2°
9	Tmp	28	8.744	11:31:26.63	11:31:26.92	0	0.3s	+3	4°	2°
10	Tmp	29	9.999	11:33:06.08	11:33:06.07	0	0.0s	0	1°	1°
11	Tmp	30	11.385	11:35:11.48	11:35:11.07	0	0.4s	-4	3°	2°
12	Tmp	32	12.262	11:36:35.21	11:36:35.35	0	0.1s	+1	2°	2°
13	Tmp	35	13.357	11:38:17.68	11:38:17.86	0	0.2s	+2	3°	2°
14	Tmp	38	14.494	11:39:54.57	11:39:54.95	0	0.4s	+4	5°	1°
15	Tmp	40	15.354	11:41:13.55	11:41:14.11	0	0.6s	[+6]	7°	1°
16	Tmp	41	16.399	11:42:40.36	11:42:40.94	0	0.6s	[+6]	5°	1°
17	Tmp	43	16.719	11:43:10.99	11:43:11.20	0	0.2s	+2	4°	1°
18	Tmp	45	17.616	11:44:27.85	11:44:28.49	0	0.6s	+6	3°	1°
19	Tmp	47	19.131	11:46:32.58	11:46:32.59	0	0.0s	0	2°	1°
20	Tmp	49	20.931	11:49:20.12	11:49:20.11	0	0.0s	0	1°	1°
21	Tmp	50	21.651	11:50:26.58	11:50:27.16	0	0.6s	+6	6°	1°
22	Tmp	53	22.645	11:51:49.44	11:51:49.55	0	0.1s	+1	1°	1°
23	Tmp	54	23.127	11:52:38.96	11:52:39.00	0	0.0s	0	2°	1°
24	Tmp	56	25.530	11:55:57.72	11:55:57.86	0	0.1s	+1	4°	1°
25	Tmp	59	25.740	11:56:20.88	11:56:21.52	0	0.6s	+6	5°	1°
26	Tmp	60	26.385	11:57:14.10	11:57:14.20	0	0.1s	+1	3°	1°
27	Tmp	63	26.953	11:58:06.30	11:58:06.06	0	0.2s	-2	4°	1°
28	Tmp	64	27.479	11:58:54.01	11:58:54.07	0	0.1s	+1	1°	1°
29	Tmp	65	28.519	12:00:24.85	12:00:24.45	0	0.4s	-4	4°	1°

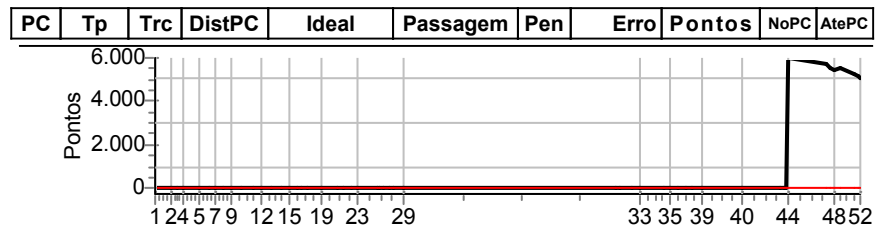


Etapa A	Num	112	Pen	0	PCZ	4	Total PP	60	PG	17
30	Tmp	70	0.338	12:35:57.92	12:35:58.24	0	0.3s	+3	8°	8°
31	Tmp	70	0.963	12:36:47.92	12:36:47.94	0	0.0s	0	1°	3°
32	Tmp	72	2.170	12:38:43.05	12:38:43.67	0	0.6s	+6	10°	6°
33	Tmp	74	3.190	12:40:15.73	12:40:15.99	0	0.3s	+3	3°	5°
34	Tmp	77	0.323	12:44:05.41	12:44:05.56	0	0.2s	+2	3°	4°
35	Tmp	77	0.981	12:45:11.21	12:45:11.70	0	0.5s	+5	9°	6°
36	Tmp	80	1.445	12:46:22.13	12:46:22.24	0	0.1s	+1	1°	3°
37	Tmp	81	2.432	12:47:52.76	12:47:53.51	0	0.8s	+8	8°	4°
38	Tmp	83	3.160	12:48:59.14	12:48:59.55	0	0.4s	+4	4°	3°
39	Tmp	86	3.953	12:50:31.37	12:50:31.89	0	0.5s	+5	8°	5°
40	Tmp	91	0.253	12:57:17.38	12:57:17.90	0	0.5s	+5	7°	6°
41	Pass	94	0.217	13:03:47.09	13:03:48.27	0	1.2s	0	7°	6°
42	Pass	95	0.523	13:04:17.88	13:04:19.45	0	1.6s	0	7°	6°
43	Pass	95	0.747	13:04:44.76	13:04:45.77	0	1.0s	0	7°	6°
44	Tmp	95	0.908	13:05:04.08	13:05:07.24	0	3.2s	[+32]	5°	5°
46	Tmp	102	1.794	13:11:13.26	13:11:14.01	0	0.8s	+8	4°	4°
47	Tmp	105	2.283	13:12:08.37	13:12:08.40	0	0.0s	0	2°	3°
48	Tmp	106	2.679	13:12:44.26	13:12:44.37	0	0.1s	+1	2°	3°
49	Tmp	108	3.294	13:13:39.13	13:13:41.04	0	1.9s	[+19]	6°	3°
50	Tmp	109	5.186	13:16:03.58	13:16:03.56	0	0.0s	0	1°	3°
51	Tmp	110	5.600	13:16:45.82	13:16:46.31	0	0.5s	+5	7°	3°
52	Tmp	111	5.733	13:17:04.87	13:17:04.85	0	0.0s	0	1°	3°

Etapa B	Num	112	Pen	0	PCZ	4	Total PP	56	PG	13	
Num	115	A PG	17	1°	B PG	13	3°	Tot PG	30	Col.	1°

Performance Individual

PC	Tp	Trc	DistPC	Ideal	Passagem	Pen	Erro	Pontos	NoPC	AtePC
N	115	115 / Anderson Sardo / Heverson Tarcizio Gessele								
u		Cat / NL / Largada ESTREANTES / 117 / 10:57:00								
m	6°	Sao Joao Batista STARK								
PC	Tp	Trc	DistPC	Ideal	Passagem	Pen	Erro	Pontos	NoPC	AtePC
1	Tmp	4	0.498	11:20:45.14	11:20:45.91	0	0.8s	[+8]	5°	5°
2	Tmp	7	2.135	11:23:16.57	11:23:17.18	0	0.6s	+6	8°	9°
3	Tmp	9	2.894	11:24:30.20	11:24:29.33	0	0.9s	[-9]	8°	9°
4	Tmp	11	3.481	11:25:23.35	11:25:22.61	0	0.7s	-7	7°	7°
5	Tmp	17	5.100	11:28:04.77	11:28:04.77	0	0.0s	0	2°	5°
6	Tmp	21	6.293	11:29:50.33	11:29:50.56	0	0.2s	+2	4°	5°
7	Tmp	24	7.055	11:30:58.06	11:30:58.24	0	0.2s	+2	5°	5°
8	Tmp	26	7.785	11:32:08.70	11:32:08.92	0	0.2s	+2	5°	5°
9	Tmp	28	8.744	11:33:26.63	11:33:26.97	0	0.3s	+3	3°	4°
10	Tmp	29	9.999	11:35:06.08	11:35:05.84	0	0.2s	-2	4°	4°
11	Tmp	30	11.385	11:37:11.48	11:37:12.10	0	0.6s	+6	6°	4°
12	Tmp	32	12.262	11:38:35.21	11:38:35.89	0	0.7s	+7	7°	4°
13	Tmp	35	13.357	11:40:17.68	11:40:18.39	0	0.7s	+7	8°	4°
14	Tmp	38	14.494	11:41:54.57	11:41:54.90	0	0.3s	+3	4°	4°
15	Tmp	40	15.354	11:43:13.55	11:43:13.75	0	0.2s	+2	2°	4°
16	Tmp	41	16.399	11:44:40.36	11:44:40.14	0	0.2s	-2	2°	4°
17	Tmp	43	16.719	11:45:10.99	11:45:10.99	0	0.0s	0	1°	4°
18	Tmp	45	17.616	11:46:27.85	11:46:28.06	0	0.2s	+2	1°	3°
19	Tmp	47	19.131	11:48:32.58	11:48:32.57	0	0.0s	0	1°	3°
20	Tmp	49	20.931	11:51:20.12	11:51:20.02	0	0.1s	-1	3°	3°
21	Tmp	50	21.651	11:52:26.58	11:52:26.25	0	0.3s	-3	5°	3°
22	Tmp	53	22.645	11:53:49.44	11:53:49.29	0	0.2s	-2	2°	3°
23	Tmp	54	23.127	11:54:38.96	11:54:38.96	0	0.0s	0	1°	3°
24	Tmp	56	25.530	11:57:57.72	11:57:57.73	0	0.0s	0	2°	3°
25	Tmp	59	25.740	11:58:20.88	11:58:20.00	0	0.9s	[-9]	6°	3°
26	Tmp	60	26.385	11:59:14.10	11:59:14.13	0	0.0s	0	2°	2°
27	Tmp	63	26.953	12:00:06.30	12:00:06.10	0	0.2s	-2	3°	2°
28	Tmp	64	27.479	12:00:54.01	12:00:54.47	0	0.5s	+5	4°	2°
29	Tmp	65	28.519	12:02:24.85	12:02:24.64	0	0.2s	-2	2°	2°

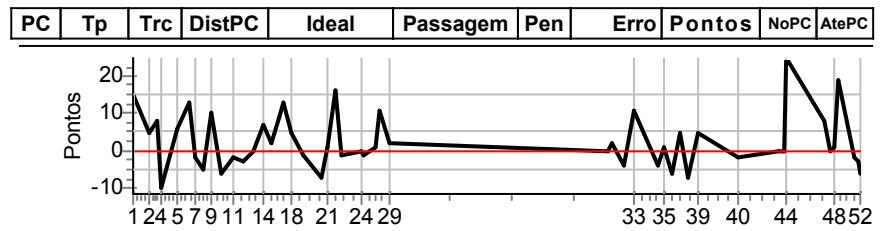


Etapa A	Num	115	Pen	0	PCZ	6	Total PP	68	PG	15
30	Tmp	70	0.338	12:37:57.92	12:37:58.05	0	0.1s	+1	4°	4°
31	Tmp	70	0.963	12:38:47.92	12:38:47.06	0	0.9s	[-9]	12°	7°
32	Tmp	72	2.170	12:40:43.05	12:40:42.43	0	0.6s	-6	9°	9°
33	Tmp	74	3.190	12:42:15.73	12:42:15.68	0	0.1s	-1	1°	7°
34	Tmp	77	0.323	12:46:05.41	12:46:05.55	0	0.1s	+1	1°	5°
35	Tmp	77	0.981	12:47:11.21	12:47:11.64	0	0.4s	+4	8°	7°
36	Tmp	80	1.445	12:48:22.13	12:48:21.60	0	0.5s	-5	6°	6°
37	Tmp	81	2.432	12:49:52.76	12:49:52.97	0	0.2s	+2	2°	5°
38	Tmp	83	3.160	12:50:59.14	12:50:58.33	0	0.8s	-8	8°	6°
39	Tmp	86	3.953	12:52:31.37	12:52:31.29	0	0.1s	-1	1°	6°
40	Tmp	91	0.253	12:59:17.38	12:59:17.31	0	0.1s	-1	2°	5°
41	Pass	94	0.217	13:05:47.09	13:05:48.66	0	1.6s	0	6°	5°
42	Pass	95	0.523	13:06:17.88	13:06:25.55	0	7.7s	0	6°	5°
43	Pass	95	0.747	13:06:44.76	13:11:01.13	0	4m16s	0	6°	5°
44	Tmp	95	0.908	13:07:04.08	13:20:06.47	0	13m02s	+6000	13°	12°
46	Tmp	102	1.794	13:13:13.26	13:22:46.47	0	9m33s	[+5732]	12°	12°
47	Tmp	105	2.283	13:14:08.37	13:23:22.07	0	9m13s	+5537	12°	12°
48	Tmp	106	2.679	13:14:44.26	13:23:48.28	0	9m04s	+5440	12°	12°
49	Tmp	108	3.294	13:15:39.13	13:24:49.42	0	9m10s	+5503	12°	12°
50	Tmp	109	5.186	13:18:03.58	13:26:46.31	0	8m42s	+5227	12°	12°
51	Tmp	110	5.600	13:18:45.82	13:27:16.95	0	8m31s	+5111	12°	12°
52	Tmp	111	5.733	13:19:04.87	13:27:30.76	0	8m25s	+5059	12°	12°

Etapa B	Num	115	Pen	0	PCZ	0	Total PP	37907	PG	4	
Num	117	A PG	15	2°	B PG	4	12°	Tot PG	19	Col.	6°

Performance Individual

PC	Tp	Trc	DistPC	Ideal	Passagem	Pen	Erro	Pontos	NoPC	AtePC
N u m	116	116 / Marcos Cesar da Silva / Marcio Ferrari								
		Cat / NL / Largada ESTREANTES / 118 / 10:58:00								
		Pomerode TROLLER								
PC	Tp	Trc	DistPC	Ideal	Passagem	Pen	Erro	Pontos	NoPC	AtePC
1	Tmp	4	0.498	11:21:45.14	11:21:46.66	0	1.5s	[+15]	9°	9°
2	Tmp	7	2.135	11:24:16.57	11:24:17.05	0	0.5s	+5	6°	7°
3	Tmp	9	2.894	11:25:30.20	11:25:30.99	0	0.8s	+8	7°	8°
4	Tmp	11	3.481	11:26:23.35	11:26:22.37	0	1.0s	-10	9°	9°
5	Tmp	17	5.100	11:29:04.77	11:29:05.41	0	0.6s	+6	7°	9°
6	Tmp	21	6.293	11:30:50.33	11:30:51.63	0	1.3s	[+13]	11°	9°
7	Tmp	24	7.055	11:31:58.06	11:31:57.85	0	0.2s	-2	4°	8°
8	Tmp	26	7.785	11:33:08.70	11:33:08.23	0	0.5s	-5	7°	8°
9	Tmp	28	8.744	11:34:26.63	11:34:27.60	0	1.0s	+10	10°	9°
10	Tmp	29	9.999	11:36:06.08	11:36:05.49	0	0.6s	-6	6°	8°
11	Tmp	30	11.385	11:38:11.48	11:38:11.24	0	0.2s	-2	2°	7°
12	Tmp	32	12.262	11:39:35.21	11:39:34.96	0	0.3s	-3	4°	8°
13	Tmp	35	13.357	11:41:17.68	11:41:17.68	0	0.0s	0	1°	7°
14	Tmp	38	14.494	11:42:54.57	11:42:55.28	0	0.7s	+7	6°	8°
15	Tmp	40	15.354	11:44:13.55	11:44:13.72	0	0.2s	+2	1°	7°
16	Tmp	41	16.399	11:45:40.36	11:45:41.24	0	0.9s	+9	7°	7°
17	Tmp	43	16.719	11:46:10.99	11:46:12.33	0	1.3s	+13	10°	7°
18	Tmp	45	17.616	11:47:27.85	11:47:28.36	0	0.5s	+5	2°	7°
19	Tmp	47	19.131	11:49:32.58	11:49:32.47	0	0.1s	-1	4°	7°
20	Tmp	49	20.931	11:52:20.12	11:52:19.45	0	0.7s	-7	6°	7°
21	Tmp	50	21.651	11:53:26.58	11:53:26.71	0	0.1s	+1	2°	7°
22	Tmp	53	22.645	11:54:49.44	11:54:51.05	0	1.6s	[+16]	12°	7°
23	Tmp	54	23.127	11:55:38.96	11:55:38.82	0	0.1s	-1	4°	7°
24	Tmp	56	25.530	11:58:57.72	11:58:57.72	0	0.0s	0	1°	6°
25	Tmp	59	25.740	11:59:20.88	11:59:20.79	0	0.1s	-1	2°	5°
26	Tmp	60	26.385	12:00:14.10	12:00:14.13	0	0.0s	0	1°	5°
27	Tmp	63	26.953	12:01:06.30	12:01:06.41	0	0.1s	+1	2°	5°
28	Tmp	64	27.479	12:01:54.01	12:01:55.06	0	1.1s	+11	9°	5°
29	Tmp	65	28.519	12:03:24.85	12:03:25.04	0	0.2s	+2	1°	5°

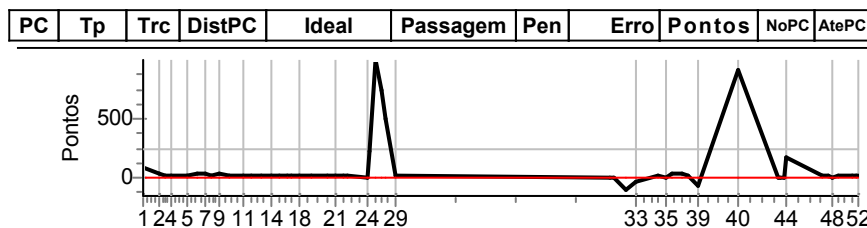


Etapa A	Num	116	Pen	0	PCZ	3	Total PP	118	PG	11
30	Tmp	70	0.338	12:38:57.92	12:38:57.92	0	0.0s	0	1°	1°
31	Tmp	70	0.963	12:39:47.92	12:39:48.10	0	0.2s	+2	5°	1°
32	Tmp	72	2.170	12:41:43.05	12:41:42.66	0	0.4s	-4	6°	3°
33	Tmp	74	3.190	12:43:15.73	12:43:16.79	0	1.1s	+11	8°	6°
34	Tmp	77	0.323	12:47:05.41	12:47:05.02	0	0.4s	-4	6°	7°
35	Tmp	77	0.981	12:48:11.21	12:48:11.26	0	0.1s	+1	4°	3°
36	Tmp	80	1.445	12:49:22.13	12:49:21.52	0	0.6s	-6	7°	5°
37	Tmp	81	2.432	12:50:52.76	12:50:53.27	0	0.5s	+5	4°	6°
38	Tmp	83	3.160	12:51:59.14	12:51:58.40	0	0.7s	-7	7°	7°
39	Tmp	86	3.953	12:53:31.37	12:53:31.85	0	0.5s	+5	7°	7°
40	Tmp	91	0.253	13:00:17.38	13:00:17.16	0	0.2s	-2	5°	7°
41	Pass	94	0.217	13:06:47.09	13:06:47.55	0	0.5s	0	5°	7°
42	Pass	95	0.523	13:07:17.88	13:07:19.25	0	1.4s	0	5°	7°
43	Pass	95	0.747	13:07:44.76	13:07:45.12	0	0.4s	0	5°	7°
44	Tmp	95	0.908	13:08:04.08	13:08:06.61	0	2.5s	[+25]	1°	6°
46	Tmp	102	1.794	13:14:13.26	13:14:14.02	0	0.8s	+8	3°	5°
47	Tmp	105	2.283	13:15:08.37	13:15:08.41	0	0.0s	0	1°	4°
48	Tmp	106	2.679	13:15:44.26	13:15:44.31	0	0.1s	+1	1°	4°
49	Tmp	108	3.294	13:16:39.13	13:16:41.03	0	1.9s	[+19]	5°	4°
50	Tmp	109	5.186	13:19:03.58	13:19:03.35	0	0.2s	-2	3°	4°
51	Tmp	110	5.600	13:19:45.82	13:19:45.49	0	0.3s	-3	5°	4°
52	Tmp	111	5.733	13:20:04.87	13:20:04.26	0	0.6s	-6	5°	4°

Etapa B	Num	116	Pen	0	PCZ	2	Total PP	67	PG	12	
Num	118	A PG	11	5°	B PG	12	4°	Tot PG	23	Col.	4°

Performance Individual

PC	Tp	Trc	DistPC	Ideal	Passagem	Pen	Erro	Pontos	NoPC	AtePC
N	117	117 / Gabriel Nicolau Hasselmann / Rafael Felipe Maurici								
u		Cat / NL / Largada ESTREANTES / 119 / 10:59:00								
m	11°	Balneario Camboriu AMAROK								
PC	Tp	Trc	DistPC	Ideal	Passagem	Pen	Erro	Pontos	NoPC	AtePC
1	Tmp	4	0.498	11:22:45.14	11:22:53.14	0	8.0s	+80	13°	13°
2	Tmp	7	2.135	11:25:16.57	11:25:19.91	0	3.3s	+33	13°	13°
3	Tmp	9	2.894	11:26:30.20	11:26:31.18	0	1.0s	+10	9°	12°
4	Tmp	11	3.481	11:27:23.35	11:27:24.24	0	0.9s	+9	8°	12°
5	Tmp	17	5.100	11:30:04.77	11:30:06.00	0	1.2s	+12	11°	11°
6	Tmp	21	6.293	11:31:50.33	11:31:52.76	0	2.4s	[+24]	13°	12°
7	Tmp	24	7.055	11:32:58.06	11:33:01.40	0	3.3s	+33	13°	12°
8	Tmp	26	7.785	11:34:08.70	11:34:10.90	0	2.2s	+22	12°	12°
9	Tmp	28	8.744	11:35:26.63	11:35:29.44	0	2.8s	[+28]	13°	12°
10	Tmp	29	9.999	11:37:06.08	11:37:06.79	0	0.7s	+7	7°	12°
11	Tmp	30	11.385	11:39:11.48	11:39:12.71	0	1.2s	+12	9°	12°
12	Tmp	32	12.262	11:40:35.21	11:40:36.27	0	1.1s	+11	10°	12°
13	Tmp	35	13.357	11:42:17.68	11:42:18.46	0	0.8s	+8	9°	12°
14	Tmp	38	14.494	11:43:54.57	11:43:55.52	0	1.0s	+10	9°	12°
15	Tmp	40	15.354	11:45:13.55	11:45:15.00	0	1.5s	+15	10°	11°
16	Tmp	41	16.399	11:46:40.36	11:46:41.60	0	1.2s	+12	9°	11°
17	Tmp	43	16.719	11:47:10.99	11:47:11.76	0	0.8s	+8	6°	11°
18	Tmp	45	17.616	11:48:27.85	11:48:29.41	0	1.6s	+16	11°	11°
19	Tmp	47	19.131	11:50:32.58	11:50:33.69	0	1.1s	+11	9°	10°
20	Tmp	49	20.931	11:53:20.12	11:53:21.60	0	1.5s	+15	9°	10°
21	Tmp	50	21.651	11:54:26.58	11:54:28.42	0	1.8s	+18	11°	10°
22	Tmp	53	22.645	11:55:49.44	11:55:50.94	0	1.5s	+15	11°	10°
23	Tmp	54	23.127	11:56:38.96	11:56:40.02	0	1.1s	+11	11°	11°
24	Tmp	56	25.530	11:59:57.72	11:59:58.19	0	0.5s	+5	6°	11°
25	Tmp	59	25.740	12:00:20.88	12:00:42.37	0	21.5s	+215	11°	11°
26	Tmp	60	26.385	12:01:14.10	12:02:52.97	0	1m38s	[+989]	12°	12°
27	Tmp	63	26.953	12:02:06.30	12:03:19.36	0	1m13s	+731	12°	12°
28	Tmp	64	27.479	12:02:54.01	12:03:43.31	0	49.3s	+493	12°	12°
29	Tmp	65	28.519	12:04:24.85	12:04:26.99	0	2.1s	+21	9°	12°

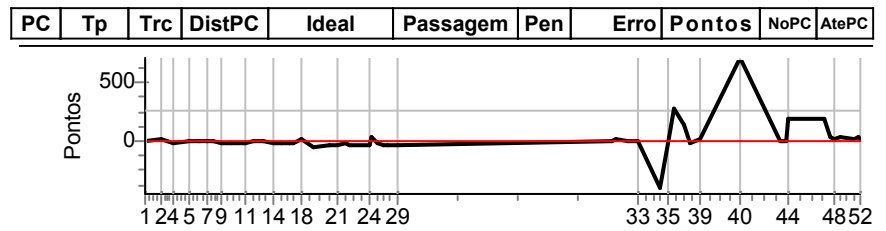


Etapa A	Num	117	Pen	0	PCZ	0	Total PP	1833	PG	4
30	Tmp	70	0.338	12:39:57.92	12:39:57.78	0	0.1s	-1	3°	3°
31	Tmp	70	0.963	12:40:47.92	12:40:47.87	0	0.1s	-1	3°	5°
32	Tmp	72	2.170	12:42:43.05	12:42:32.51	0	10.5s	-105	12°	12°
33	Tmp	74	3.190	12:44:15.73	12:44:11.86	0	3.9s	-39	11°	12°
34	Tmp	77	0.323	12:48:05.41	12:48:06.85	0	1.4s	+14	11°	11°
35	Tmp	77	0.981	12:49:11.21	12:49:11.54	0	0.3s	+3	7°	11°
36	Tmp	80	1.445	12:50:22.13	12:50:25.07	0	2.9s	[+29]	12°	11°
37	Tmp	81	2.432	12:51:52.76	12:51:55.45	0	2.7s	+27	12°	11°
38	Tmp	83	3.160	12:52:59.14	12:53:01.23	0	2.1s	+21	13°	11°
39	Tmp	86	3.953	12:54:31.37	12:54:24.24	0	7.1s	-71	13°	11°
40	Tmp	91	0.253	13:01:17.38	13:02:48.36	0	1m31s	[+910]	13°	11°
41	Pass	94	0.217	13:07:47.09	13:07:53.46	0	6.4s	0	4°	11°
42	Pass	95	0.523	13:08:17.88	13:08:32.31	0	14.4s	0	4°	11°
43	Pass	95	0.747	13:08:44.76	13:09:01.27	0	16.5s	0	4°	11°
44	Tmp	95	0.908	13:09:04.08	13:09:21.59	0	17.5s	+175	9°	10°
46	Tmp	102	1.794	13:15:13.26	13:15:15.16	0	1.9s	+19	7°	10°
47	Tmp	105	2.283	13:16:08.37	13:16:09.69	0	1.3s	+13	6°	10°
48	Tmp	106	2.679	13:16:44.26	13:16:44.73	0	0.5s	+5	4°	10°
49	Tmp	108	3.294	13:17:39.13	13:17:40.52	0	1.4s	+14	4°	10°
50	Tmp	109	5.186	13:20:03.58	13:20:04.52	0	0.9s	+9	8°	10°
51	Tmp	110	5.600	13:20:45.82	13:20:47.74	0	1.9s	+19	8°	10°
52	Tmp	111	5.733	13:21:04.87	13:21:05.52	0	0.7s	+7	6°	10°

Etapa B	Num	117	Pen	0	PCZ	0	Total PP	543	PG	6	
Num	119	A PG	4	12°	B PG	6	10°	Tot PG	10	Col.	11°

Performance Individual

PC	Tp	Trc	DistPC	Ideal	Passagem	Pen	Erro	Pontos	NoPC	AtePC
Nu	118	118 / Daniel Raul Meerholz / Jean Carlos Cieslinski								
		Cat / NL / Largada ESTREANTES / 120 / 11:00:00								
		Joinville TR4								
PC	Tp	Trc	DistPC	Ideal	Passagem	Pen	Erro	Pontos	NoPC	AtePC
1	Tmp	4	0.498	11:23:45.14	11:23:45.35	0	0.2s	+2	1°	1°
2	Tmp	7	2.135	11:26:16.57	11:26:18.51	0	1.9s	+19	11°	5°
3	Tmp	9	2.894	11:27:30.20	11:27:30.49	0	0.3s	+3	3°	4°
4	Tmp	11	3.481	11:28:23.35	11:28:21.78	0	1.6s	-16	11°	8°
5	Tmp	17	5.100	11:31:04.77	11:31:04.31	0	0.5s	-5	5°	7°
6	Tmp	21	6.293	11:32:50.33	11:32:49.08	0	1.3s	-13	10°	8°
7	Tmp	24	7.055	11:33:58.06	11:33:56.90	0	1.2s	-12	10°	10°
8	Tmp	26	7.785	11:35:08.70	11:35:07.42	0	1.3s	-13	11°	10°
9	Tmp	28	8.744	11:36:26.63	11:36:25.13	0	1.5s	-15	11°	10°
10	Tmp	29	9.999	11:38:06.08	11:38:04.11	0	2.0s	-20	11°	10°
11	Tmp	30	11.385	11:40:11.48	11:40:09.92	0	1.6s	-16	10°	9°
12	Tmp	32	12.262	11:41:35.21	11:41:34.22	0	1.0s	-10	9°	9°
13	Tmp	35	13.357	11:43:17.68	11:43:17.01	0	0.7s	-7	7°	9°
14	Tmp	38	14.494	11:44:54.57	11:44:52.85	0	1.7s	-17	11°	9°
15	Tmp	40	15.354	11:46:13.55	11:46:11.09	0	2.5s	-25	12°	9°
16	Tmp	41	16.399	11:47:40.36	11:47:38.68	0	1.7s	-17	12°	9°
17	Tmp	43	16.719	11:48:10.99	11:48:07.95	0	3.0s	[-30]	13°	10°
18	Tmp	45	17.616	11:49:27.85	11:49:28.95	0	1.1s	+11	10°	10°
19	Tmp	47	19.131	11:51:32.58	11:51:26.11	0	6.5s	-65	13°	11°
20	Tmp	49	20.931	11:54:20.12	11:54:16.86	0	3.3s	-33	13°	12°
21	Tmp	50	21.651	11:55:26.58	11:55:23.28	0	3.3s	-33	13°	12°
22	Tmp	53	22.645	11:56:49.44	11:56:46.88	0	2.6s	[-26]	13°	12°
23	Tmp	54	23.127	11:57:38.96	11:57:35.58	0	3.4s	-34	13°	12°
24	Tmp	56	25.530	12:00:57.72	12:00:54.19	0	3.5s	-35	13°	12°
25	Tmp	59	25.740	12:01:20.88	12:01:23.31	0	2.4s	+24	9°	13°
26	Tmp	60	26.385	12:02:14.10	12:02:11.16	0	2.9s	[-29]	10°	11°
27	Tmp	63	26.953	12:03:06.30	12:03:02.29	0	4.0s	-40	11°	11°
28	Tmp	64	27.479	12:03:54.01	12:03:49.82	0	4.2s	-42	11°	11°
29	Tmp	65	28.519	12:05:24.85	12:05:20.40	0	4.5s	-45	12°	11°

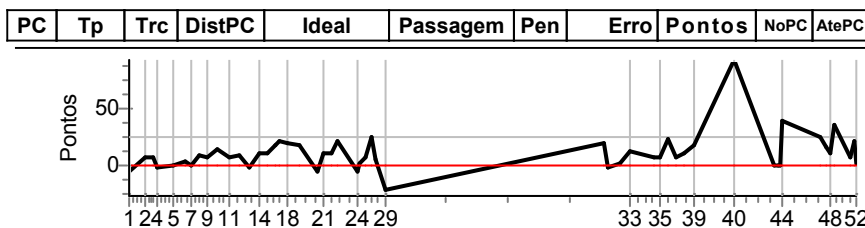


Etapa A	Num	118	Pen	0	PCZ	0	Total PP	572	PG	5
30	Tmp	70	0.338	12:40:57.92	12:40:57.59	0	0.3s	-3	7°	7°
31	Tmp	70	0.963	12:41:47.92	12:41:48.31	0	0.4s	+4	9°	9°
32	Tmp	72	2.170	12:43:43.05	12:43:42.29	0	0.8s	-8	11°	8°
33	Tmp	74	3.190	12:45:15.73	12:45:15.14	0	0.6s	-6	6°	8°
34	Tmp	77	0.323	12:49:05.41	12:48:24.37	0	41.0s	-410	13°	13°
35	Tmp	77	0.981	12:50:11.21	12:50:08.22	0	3.0s	[-30]	13°	13°
36	Tmp	80	1.445	12:51:22.13	12:51:50.64	0	28.5s	+285	13°	13°
37	Tmp	81	2.432	12:52:52.76	12:53:06.39	0	13.6s	+136	13°	13°
38	Tmp	83	3.160	12:53:59.14	12:53:57.53	0	1.6s	-16	11°	13°
39	Tmp	86	3.953	12:55:31.37	12:55:31.85	0	0.5s	+5	6°	13°
40	Tmp	91	0.253	13:02:17.38	13:03:29.08	0	1m11s	[+717]	12°	13°
41	Pass	94	0.217	13:08:47.09	13:08:50.10	0	3.0s	0	3°	13°
42	Pass	95	0.523	13:09:17.88	13:09:33.35	0	15.5s	0	3°	13°
43	Pass	95	0.747	13:09:44.76	13:09:59.07	0	14.3s	0	3°	13°
44	Tmp	95	0.908	13:10:04.08	13:10:22.66	0	18.6s	+186	10°	11°
46	Tmp	102	1.794	13:16:13.26	13:16:32.12	0	18.9s	+189	10°	11°
47	Tmp	105	2.283	13:17:08.37	13:17:11.60	0	3.2s	+32	10°	11°
48	Tmp	106	2.679	13:17:44.26	13:17:46.05	0	1.8s	+18	9°	11°
49	Tmp	108	3.294	13:18:39.13	13:18:42.37	0	3.2s	+32	9°	11°
50	Tmp	109	5.186	13:21:03.58	13:21:05.18	0	1.6s	+16	10°	11°
51	Tmp	110	5.600	13:21:45.82	13:21:47.98	0	2.2s	+22	10°	11°
52	Tmp	111	5.733	13:22:04.87	13:22:06.03	0	1.2s	+12	8°	11°

Etapa B	Num	118	Pen	0	PCZ	0	Total PP	1380	PG	5	
Num	120	A PG	5	11°	B PG	5	11°	Tot PG	10	Col.	12°

Performance Individual

PC	Tp	Trc	DistPC	Ideal	Passagem	Pen	Erro	Pontos	NoPC	AtePC
N	u	119	119 / Thier Fabro da Silva / Edson Luis da Silva							
			Cat / NL / Largada ESTREANTES / 121 / 11:01:00							
			Joinville				PAJERO TR4			
m	5°									
PC	Tp	Trc	DistPC	Ideal	Passagem	Pen	Erro	Pontos	NoPC	AtePC
1	Tmp	4	0.498	11:24:45.14	11:24:44.51	0	0.6s	-6	4°	4°
2	Tmp	7	2.135	11:27:16.57	11:27:17.18	0	0.6s	+6	7°	8°
3	Tmp	9	2.894	11:28:30.20	11:28:30.88	0	0.7s	+7	5°	6°
4	Tmp	11	3.481	11:29:23.35	11:29:23.13	0	0.2s	-2	1°	4°
5	Tmp	17	5.100	11:32:04.77	11:32:04.77	0	0.0s	0	1°	4°
6	Tmp	21	6.293	11:33:50.33	11:33:50.60	0	0.3s	+3	6°	4°
7	Tmp	24	7.055	11:34:58.06	11:34:58.04	0	0.0s	0	1°	4°
8	Tmp	26	7.785	11:36:08.70	11:36:09.61	0	0.9s	+9	9°	4°
9	Tmp	28	8.744	11:37:26.63	11:37:27.30	0	0.7s	+7	7°	5°
10	Tmp	29	9.999	11:39:06.08	11:39:07.48	0	1.4s	+14	9°	5°
11	Tmp	30	11.385	11:41:11.48	11:41:12.19	0	0.7s	+7	8°	5°
12	Tmp	32	12.262	11:42:35.21	11:42:36.01	0	0.8s	+8	8°	5°
13	Tmp	35	13.357	11:44:17.68	11:44:17.43	0	0.3s	-3	5°	5°
14	Tmp	38	14.494	11:45:54.57	11:45:55.52	0	1.0s	+10	8°	6°
15	Tmp	40	15.354	11:47:13.55	11:47:14.59	0	1.0s	+10	9°	8°
16	Tmp	41	16.399	11:48:40.36	11:48:42.07	0	1.7s	+17	11°	8°
17	Tmp	43	16.719	11:49:10.99	11:49:13.23	0	2.2s	[+22]	11°	8°
18	Tmp	45	17.616	11:50:27.85	11:50:29.82	0	2.0s	+20	12°	8°
19	Tmp	47	19.131	11:52:32.58	11:52:34.33	0	1.8s	+18	11°	8°
20	Tmp	49	20.931	11:55:20.12	11:55:19.50	0	0.6s	-6	5°	8°
21	Tmp	50	21.651	11:56:26.58	11:56:27.64	0	1.1s	+11	9°	8°
22	Tmp	53	22.645	11:57:49.44	11:57:50.56	0	1.1s	+11	9°	8°
23	Tmp	54	23.127	11:58:38.96	11:58:41.14	0	2.2s	[+22]	12°	8°
24	Tmp	56	25.530	12:01:57.72	12:01:57.09	0	0.6s	-6	7°	8°
25	Tmp	59	25.740	12:02:20.88	12:02:21.02	0	0.1s	+1	1°	7°
26	Tmp	60	26.385	12:03:14.10	12:03:14.78	0	0.7s	+7	7°	6°
27	Tmp	63	26.953	12:04:06.30	12:04:08.70	0	2.4s	[+24]	9°	6°
28	Tmp	64	27.479	12:04:54.01	12:04:54.54	0	0.5s	+5	3°	6°
29	Tmp	65	28.519	12:06:24.85	12:06:22.63	0	2.2s	-22	11°	6°



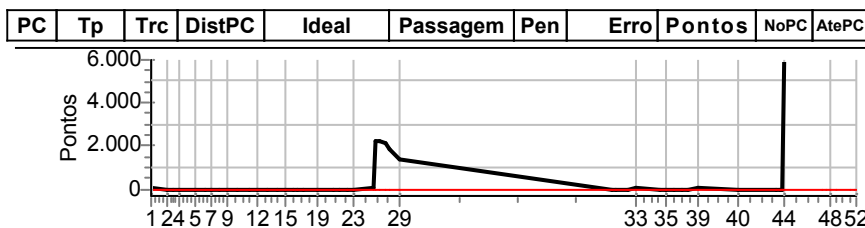
Etapa A	Num	119	Pen	0	PCZ	2	Total PP	216	PG	10
30	Tmp	70	0.338	12:41:57.92	12:41:59.85	0	1.9s	+19	12°	12°
31	Tmp	70	0.963	12:42:47.92	12:42:47.59	0	0.3s	-3	7°	10°
32	Tmp	72	2.170	12:44:43.05	12:44:43.10	0	0.1s	+1	2°	7°
33	Tmp	74	3.190	12:46:15.73	12:46:16.91	0	1.2s	+12	9°	10°
34	Tmp	77	0.323	12:50:05.41	12:50:06.05	0	0.6s	+6	8°	8°
35	Tmp	77	0.981	12:51:11.21	12:51:11.91	0	0.7s	+7	11°	9°
36	Tmp	80	1.445	12:52:22.13	12:52:24.38	0	2.3s	+23	11°	9°
37	Tmp	81	2.432	12:53:52.76	12:53:53.43	0	0.7s	+7	5°	9°
38	Tmp	83	3.160	12:54:59.14	12:55:00.25	0	1.1s	+11	10°	9°
39	Tmp	86	3.953	12:56:31.37	12:56:33.11	0	1.7s	+17	10°	9°
40	Tmp	91	0.253	13:03:17.38	13:03:26.66	0	9.3s	[+93]	11°	9°
41	Pass	94	0.217	13:09:47.09	13:09:48.03	0	0.9s	0	2°	9°
42	Pass	95	0.523	13:10:17.88	13:10:20.83	0	3.0s	0	2°	9°
43	Pass	95	0.747	13:10:44.76	13:10:46.69	0	1.9s	0	2°	9°
44	Tmp	95	0.908	13:11:04.08	13:11:08.01	0	3.9s	+39	7°	7°
46	Tmp	102	1.794	13:17:13.26	13:17:15.70	0	2.4s	[+24]	8°	7°
47	Tmp	105	2.283	13:18:08.37	13:18:09.98	0	1.6s	+16	8°	6°
48	Tmp	106	2.679	13:18:44.26	13:18:45.30	0	1.0s	+10	7°	6°
49	Tmp	108	3.294	13:19:39.13	13:19:42.76	0	3.6s	+36	10°	6°
50	Tmp	109	5.186	13:22:03.58	13:22:04.20	0	0.6s	+6	7°	6°
51	Tmp	110	5.600	13:22:45.82	13:22:47.96	0	2.1s	+21	9°	6°
52	Tmp	111	5.733	13:23:04.87	13:23:04.92	0	0.1s	+1	2°	6°

Etapa B	Num	119	Pen	0	PCZ	0	Total PP	235	PG	10
---------	-----	-----	-----	---	-----	---	----------	-----	----	----

Num	121	A PG	10	6°	B PG	10	6°	Tot PG	20	Col.	5°
-----	-----	------	----	----	------	----	----	--------	----	------	----

Performance Individual

PC	Tp	Trc	DistPC	Ideal	Passagem	Pen	Erro	Pontos	NoPC	AtePC
N	u	120	120 / Dalton R.t. Piza / Emerson Richeski							
			Cat / NL / Largada ESTREANTES / 122 / 11:02:00							
			Itapoa PAJERO TR4							
PC	Tp	Trc	DistPC	Ideal	Passagem	Pen	Erro	Pontos	NoPC	AtePC
1	Tmp	4	0.498	11:25:45.14	11:25:48.61	0	3.5s	+35	12°	12°
2	Tmp	7	2.135	11:28:16.57	11:28:16.69	0	0.1s	+1	1°	3°
3	Tmp	9	2.894	11:29:30.20	11:29:32.25	0	2.1s	+21	11°	11°
4	Tmp	11	3.481	11:30:23.35	11:30:23.61	0	0.3s	+3	3°	10°
5	Tmp	17	5.100	11:33:04.77	11:33:04.06	0	0.7s	-7	9°	10°
6	Tmp	21	6.293	11:34:50.33	11:34:48.94	0	1.4s	-14	12°	10°
7	Tmp	24	7.055	11:35:58.06	11:35:58.45	0	0.4s	+4	7°	9°
8	Tmp	26	7.785	11:37:08.70	11:37:08.58	0	0.1s	-1	2°	9°
9	Tmp	28	8.744	11:38:26.63	11:38:26.53	0	0.1s	-1	1°	8°
10	Tmp	29	9.999	11:40:06.08	11:40:05.07	0	1.0s	-10	8°	7°
11	Tmp	30	11.385	11:42:11.48	11:42:10.97	0	0.5s	-5	5°	8°
12	Tmp	32	12.262	11:43:35.21	11:43:35.20	0	0.0s	0	1°	7°
13	Tmp	35	13.357	11:45:17.68	11:45:17.42	0	0.3s	-3	4°	8°
14	Tmp	38	14.494	11:46:54.57	11:46:54.54	0	0.0s	0	1°	7°
15	Tmp	40	15.354	11:48:13.55	11:48:14.02	0	0.5s	+5	6°	5°
16	Tmp	41	16.399	11:49:40.36	11:49:40.77	0	0.4s	+4	3°	5°
17	Tmp	43	16.719	11:50:10.99	11:50:10.87	0	0.1s	-1	3°	5°
18	Tmp	45	17.616	11:51:27.85	11:51:28.75	0	0.9s	+9	8°	5°
19	Tmp	47	19.131	11:53:32.58	11:53:32.36	0	0.2s	-2	5°	5°
20	Tmp	49	20.931	11:56:20.12	11:56:17.54	0	2.6s	[-26]	12°	6°
21	Tmp	50	21.651	11:57:26.58	11:57:26.88	0	0.3s	+3	4°	6°
22	Tmp	53	22.645	11:58:49.44	11:58:50.02	0	0.6s	+6	6°	6°
23	Tmp	54	23.127	11:59:38.96	11:59:39.09	0	0.1s	+1	3°	6°
24	Tmp	56	25.530	12:02:57.72	12:02:59.88	0	2.2s	[+22]	12°	7°
25	Tmp	59	25.740	12:03:20.88	12:07:08.31	0	3m47s	[+2274]	13°	6°
26	Tmp	60	26.385	12:04:14.10	12:08:00.01	0	3m45s	+2259	13°	13°
27	Tmp	63	26.953	12:05:06.30	12:08:35.62	0	3m29s	+2093	13°	13°
28	Tmp	64	27.479	12:05:54.01	12:09:00.12	0	3m06s	+1861	13°	13°
29	Tmp	65	28.519	12:07:24.85	12:09:47.93	0	2m23s	+1431	13°	13°



EDSON JOÃO DA COSTA
DIRETOR GERAL DE EVENTO

WAGNER ANTONIO DE SOUZA
DIRETOR TÉCNICO

Etapa A	Num	120	Pen	0	PCZ	2	Total PP	7780	PG	3
30	Tmp	70	0.338	12:42:57.92	12:42:58.28	0	0.4s	+4	9°	9°
31	Tmp	70	0.963	12:43:47.92	12:43:48.29	0	0.4s	+4	8°	11°
32	Tmp	72	2.170	12:45:43.05	12:45:42.46	0	0.6s	-6	8°	10°
33	Tmp	74	3.190	12:47:15.73	12:47:26.46	0	10.7s	[+107]	12°	9°
34	Tmp	77	0.323	12:51:05.41	12:51:04.64	0	0.8s	[-8]	9°	9°
35	Tmp	77	0.981	12:52:11.21	12:52:11.15	0	0.1s	-1	3°	8°
36	Tmp	80	1.445	12:53:22.13	12:53:22.66	0	0.5s	+5	5°	8°
37	Tmp	81	2.432	12:54:52.76	12:54:53.54	0	0.8s	+8	7°	8°
38	Tmp	83	3.160	12:55:59.14	12:55:58.97	0	0.2s	-2	2°	8°
39	Tmp	86	3.953	12:57:31.37	12:57:34.72	0	3.4s	+34	12°	8°
40	Tmp	91	0.253	13:04:17.38	13:04:17.55	0	0.2s	+2	4°	8°
41	Pass	94	0.217	13:10:47.09	13:19:18.50	0	8m31s	0	1°	8°
42	Pass	95	0.523	13:11:17.88	13:27:18.22	0	16m00s	0	1°	8°
43	Pass	95	0.747	13:11:44.76	13:27:50.27	0	16m05s	0	1°	8°
44	Tmp	95	0.908	13:12:04.08	13:28:23.87	0	16m19s	+6000	12°	13°
46	Tmp	102	1.794	13:18:13.26	13:31:50.58	0	13m37s	+6000	13°	13°
47	Tmp	105	2.283	13:19:08.37	13:32:28.78	0	13m20s	+6000	13°	13°
48	Tmp	106	2.679	13:19:44.26	13:33:09.81	0	13m25s	+6000	13°	13°
49	Tmp	108	3.294	13:20:39.13	13:33:54.97	0	13m15s	+6000	13°	13°
50	Tmp	109	5.186	13:23:03.58	13:35:35.79	0	12m32s	+6000	13°	13°
51	Tmp	110	5.600	13:23:45.82	13:36:11.35	0	12m25s	+6000	13°	13°
52	Tmp	111	5.733	13:24:04.87	13:36:22.97	0	12m18s	+6000	13°	13°

Etapa B	Num	120	Pen	0	PCZ	0	Total PP	48066	PG	3
---------	-----	-----	-----	---	-----	---	----------	-------	----	---

Num	122	A PG	3	13°	B PG	3	13°	Tot PG	6	Col.	13°
-----	-----	------	---	-----	------	---	-----	--------	---	------	-----