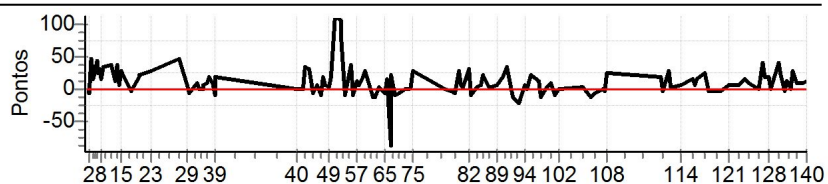


Performance Individual

129	Canc	393	0.679	--:--:--	--:--:--	0		+0	13°	17°
130	Tmp	395	0.075	13:11:02.71	13:11:06.61	0	3.9s	+39	23°	17°
131	Tmp	398	0.308	13:11:50.13	13:11:52.21	0	2.1s	+21	19°	17°
132	Tmp	401	0.721	13:12:52.36	13:12:51.91	0	0.5s	-5	12°	17°
133	Tmp	404	0.031	13:13:07.41	13:13:08.68	0	1.3s	+13	14°	17°
134	Tmp	406	0.358	13:13:44.46	13:13:45.22	0	0.8s	+8	14°	16°
135	Tmp	408	0.031	13:13:59.24	13:13:59.07	0	0.2s	-2	8°	16°
136	Tmp	408	0.155	13:14:12.76	13:14:12.63	0	0.1s	-1	3°	16°
137	Tmp	411	0.113	13:14:37.12	13:14:39.78	0	2.7s	[+27]	17°	16°
138	Tmp	414	0.133	13:15:18.40	13:15:19.17	0	0.8s	+8	14°	16°
139	Tmp	417	0.865	13:16:46.04	13:16:46.95	0	0.9s	+9	19°	16°
140	Tmp	420	1.308	13:17:45.45	13:17:46.68	0	1.2s	+12	16°	16°

Etapa B	Num	36	Pen	0	PCZ	2	Total PP	565	PG	0
---------	-----	----	-----	---	-----	---	----------	-----	----	---

Num	34	A PG	0	20°	B PG	0	16°	Tot PG	0	Col.	18°
-----	----	------	---	-----	------	---	-----	--------	---	------	-----



RALLY DE FRAIBURGO - CAMPEONATO RALLY SC 2012



Performance Individual

N	u	m	37 / Marcos Danile Feltraco / Marcio Henrique Reichert							68 Tmp							69 Tmp							70 Tmp							71 Tmp							72 Tmp							73 Tmp							74 Tmp							75 Tmp																																							
			37	Cat / NL / Largada						NoPC	AtePC	GRADUADO / 35 / 10:05:00							194 0.121 11:42:17.65 11:42:19.27 0 1.6s +16 15° 16°							196 0.748 11:43:04.67 11:43:03.27 0 1.4s -14 19° 17°							198 1.380 11:43:59.96 11:43:58.85 0 1.1s -11 22° 17°							203 0.079 11:45:31.12 11:45:30.73 0 0.4s -4 14° 17°							204 0.548 11:46:07.28 11:46:06.62 0 0.7s -7 20° 17°							205 1.089 11:46:48.03 11:46:46.89 0 1.1s -11 22° 17°							207 1.209 11:47:00.34 11:46:59.42 0 0.9s -9 18° 17°							209 1.359 11:47:14.00 11:47:13.93 0 0.1s -1 1° 16°																														
				15°	Novo Hamburgo																																																																																													
PC	Trc	DistPC	Ideal	Passagem	Pen	Erro	Pontos	NoPC	AtePC	Etapa A	Num	37	Pen	0	PCZ	2	Total PP	685	PG	0	Tmp	Pen	0	PCZ	2	Total PP	685	PG	0	Tmp	Pen	0	PCZ	2	Total PP	685	PG	0	Tmp	Pen	0	PCZ	2	Total PP	685	PG	0	Tmp	Pen	0	PCZ	2	Total PP	685	PG	0	Tmp	Pen	0	PCZ	2	Total PP	685	PG	0	Tmp	Pen	0	PCZ	2	Total PP	685	PG	0	Tmp	Pen	0	PCZ	2	Total PP	685	PG	0															
1	Tmp	3	0.623	10:31:03.83	10:31:03.77	0	0.1s	-1	11°	11°	68	Tmp	194	0.121	11:42:17.65	11:42:19.27	0	1.6s	+16	15°	16°	69	Tmp	196	0.748	11:43:04.67	11:43:03.27	0	1.4s	-14	19°	17°	70	Tmp	198	1.380	11:43:59.96	11:43:58.85	0	1.1s	-11	22°	17°	71	Tmp	203	0.079	11:45:31.12	11:45:30.73	0	0.4s	-4	14°	17°	72	Tmp	204	0.548	11:46:07.28	11:46:06.62	0	0.7s	-7	20°	17°	73	Tmp	205	1.089	11:46:48.03	11:46:46.89	0	1.1s	-11	22°	17°	74	Tmp	207	1.209	11:47:00.34	11:46:59.42	0	0.9s	-9	18°	17°	75	Tmp	209	1.359	11:47:14.00	11:47:13.93	0	0.1s	-1	1°	16°

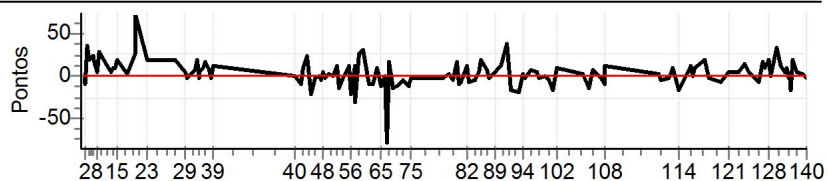


Performance Individual

129	Canc	393	0.679	--:--:--	--:--:--	0		+0	12 °	12 °
130	Tmp	395	0.075	13:12:02.71	13:12:06.05	0	3.3s	+33	21 °	12 °
131	Tmp	398	0.308	13:12:50.13	13:12:51.45	0	1.3s	+13	14 °	12 °
132	Tmp	401	0.721	13:13:52.36	13:13:52.83	0	0.5s	+5	11 °	12 °
133	Tmp	404	0.031	13:14:07.41	13:14:08.30	0	0.9s	+9	10 °	12 °
134	Tmp	406	0.358	13:14:44.46	13:14:44.41	0	0.1s	-1	2 °	12 °
135	Tmp	408	0.031	13:14:59.24	13:14:59.44	0	0.2s	+2	7 °	10 °
136	Tmp	408	0.155	13:15:12.76	13:15:11.22	0	1.5s	-15	20 °	10 °
137	Tmp	411	0.113	13:15:37.12	13:15:38.93	0	1.8s	+18	4 °	10 °
138	Tmp	414	0.133	13:16:18.40	13:16:19.04	0	0.6s	+6	11 °	10 °
139	Tmp	417	0.865	13:17:46.04	13:17:46.36	0	0.3s	+3	12 °	10 °
140	Tmp	420	1.308	13:18:45.45	13:18:45.36	0	0.1s	-1	1 °	10 °

Etapa B	Num	37	Pen	0	PCZ	1	Total PP	439	PG	6
---------	-----	----	-----	---	-----	---	----------	-----	----	---

Num	35	A PG	0	16°	B PG	6	10°	Tot PG	6	Col.	15°
-----	----	------	---	-----	------	---	-----	--------	---	------	-----



RALLY DE FRAIBURGO - CAMPEONATO RALLY SC 2012



Performance Individual

Main table containing rally performance data. Includes columns for driver (38 / Volney Reinke / Jair Sperandio), category (GRADUADO / 36 / 10:06:00), and detailed stage results (PC, Tp, Trc, DistPC, Ideal, Passagem, Pen, Erro, Pontos, NoPC, AtePC). Stage A summary includes Total PP 660 and PG 1. Individual stage results range from 68 to 128.

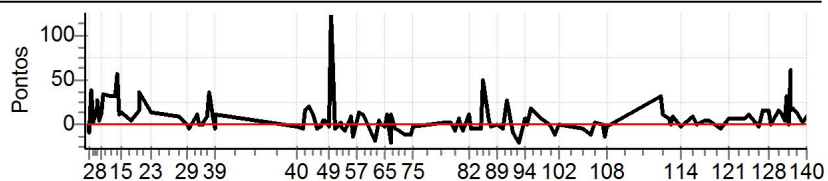


Performance Individual

129	Canc	393	0.679	--:--:--:--	--:--:--:--	0		+0	11 °	8 °
130	Tmp	395	0.075	13:13:02.71	13:13:04.34	0	1.6s	+16	10 °	8 °
131	Tmp	398	0.308	13:13:50.13	13:13:51.55	0	1.4s	+14	15 °	8 °
132	Tmp	401	0.721	13:14:52.36	13:14:52.71	0	0.4s	+4	6 °	8 °
133	Tmp	404	0.031	13:15:07.41	13:15:10.55	0	3.1s	+31	22 °	9 °
134	Tmp	406	0.358	13:15:44.46	13:15:44.32	0	0.1s	-1	1 °	8 °
135	Tmp	408	0.031	13:15:59.24	13:16:05.35	0	6.1s	[+61]	22 °	11 °
136	Tmp	408	0.155	13:16:12.76	13:16:14.24	0	1.5s	+15	19 °	11 °
137	Tmp	411	0.113	13:16:37.12	13:16:38.95	0	1.8s	[+18]	3 °	11 °
138	Tmp	414	0.133	13:17:18.40	13:17:19.83	0	1.4s	+14	19 °	11 °
139	Tmp	417	0.865	13:18:46.04	13:18:46.22	0	0.2s	+2	10 °	11 °
140	Tmp	420	1.308	13:19:45.45	13:19:46.21	0	0.8s	+8	10 °	11 °

Etapa B	Num	38	Pen	0	PCZ	3	Total PP	461	PG	5
---------	-----	----	-----	---	-----	---	----------	-----	----	---

Num	36	A PG	1	15°	B PG	5	11°	Tot PG	6	Col.	16°
-----	----	------	---	-----	------	---	-----	--------	---	------	-----

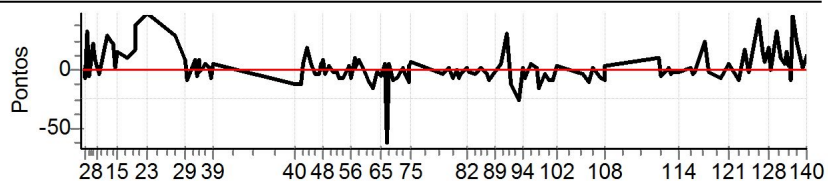


Performance Individual

129	Canc	393	0.679	--:--:--	--:--:--	0		+0	10 °	7 °
130	Tmp	395	0.075	13:14:02.71	13:14:06.03	0	3.3s	+33	20 °	7 °
131	Tmp	398	0.308	13:14:50.13	13:14:51.09	0	1.0s	+10	10 °	7 °
132	Tmp	401	0.721	13:15:52.36	13:15:53.00	0	0.6s	+6	14 °	7 °
133	Tmp	404	0.031	13:16:07.41	13:16:08.89	0	1.5s	+15	19 °	7 °
134	Tmp	406	0.358	13:16:44.46	13:16:44.85	0	0.4s	+4	9 °	6 °
135	Tmp	408	0.031	13:16:59.24	13:17:00.21	0	1.0s	+10	20 °	6 °
136	Tmp	408	0.155	13:17:12.76	13:17:11.96	0	0.8s	-8	8 °	6 °
137	Tmp	411	0.113	13:17:37.12	13:17:41.78	0	4.7s	[+47]	22 °	6 °
138	Tmp	414	0.133	13:18:18.40	13:18:20.75	0	2.4s	[+24]	23 °	8 °
139	Tmp	417	0.865	13:19:46.04	13:19:46.16	0	0.1s	+1	4 °	8 °
140	Tmp	420	1.308	13:20:45.45	13:20:46.77	0	1.3s	+13	17 °	8 °

Etapa B	Num	39	Pen	0	PCZ	2	Total PP	422	PG	8
---------	-----	----	-----	---	-----	---	----------	-----	----	---

Num	37	A PG	6	10°	B PG	8	8°	Tot PG	14	Col.	7°
-----	----	------	---	-----	------	---	----	--------	----	------	----

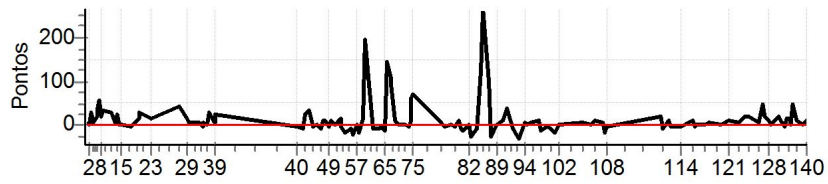


Performance Individual

129	Canc	393	0.679	--:--:--	--:--:--	0		+0	9°	19°
130	Tmp	395	0.075	13:15:02.71	13:15:04.54	0	1.8s	+18	12°	19°
131	Tmp	398	0.308	13:15:50.13	13:15:51.24	0	1.1s	+11	11°	19°
132	Tmp	401	0.721	13:16:52.36	13:16:51.85	0	0.5s	-5	10°	19°
133	Tmp	404	0.031	13:17:07.41	13:17:08.72	0	1.3s	+13	13°	19°
134	Tmp	406	0.358	13:17:44.46	13:17:45.67	0	1.2s	+12	18°	19°
135	Tmp	408	0.031	13:17:59.24	13:17:59.70	0	0.5s	+5	13°	19°
136	Tmp	408	0.155	13:18:12.76	13:18:12.55	0	0.2s	-2	5°	19°
137	Tmp	411	0.113	13:18:37.12	13:18:41.58	0	4.5s	+45	21°	19°
138	Tmp	414	0.133	13:19:18.40	13:19:19.28	0	0.9s	+9	16°	19°
139	Tmp	417	0.865	13:20:46.04	13:20:45.93	0	0.1s	-1	3°	19°
140	Tmp	420	1.308	13:21:45.45	13:21:46.13	0	0.7s	+7	7°	19°

Etapa B	Num	40	Pen	0	PCZ	1	Total PP	766	PG	0
---------	-----	----	-----	---	-----	---	----------	-----	----	---

Num	38	A PG	0	21°	B PG	0	19°	Tot PG	0	Col.	22°
-----	----	------	---	-----	------	---	-----	--------	---	------	-----

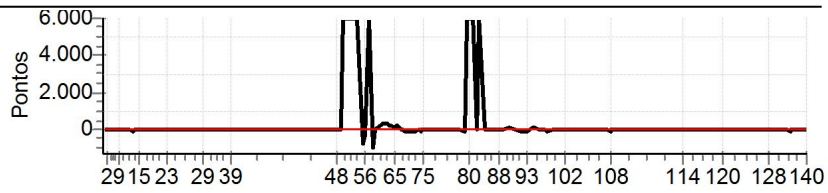


Performance Individual

129	Canc	393	0.679	--:--:--	--:--:--	0		+0	8°	25°
130	Tmp	395	0.075	13:16:02.71	13:16:08.15	0	5.4s	+54	25°	25°
131	Tmp	398	0.308	13:16:50.13	13:16:53.35	0	3.2s	+32	22°	25°
132	Tmp	401	0.721	13:17:52.36	13:17:51.51	0	0.9s	-9	17°	25°
133	Tmp	404	0.031	13:18:07.41	13:18:11.31	0	3.9s	+39	23°	25°
134	Tmp	406	0.358	13:18:44.46	13:18:41.92	0	2.5s	[-25]	22°	25°
135	Tmp	408	0.031	13:18:59.24	13:18:59.32	0	0.1s	+1	5°	25°
136	Tmp	408	0.155	13:19:12.76	13:19:12.62	0	0.1s	-1	2°	25°
137	Tmp	411	0.113	13:19:37.12	13:19:39.00	0	1.9s	+19	7°	25°
138	Tmp	414	0.133	13:20:18.40	13:20:20.01	0	1.6s	+16	21°	25°
139	Tmp	417	0.865	13:21:46.04	13:21:45.20	0	0.8s	-8	18°	25°
140	Tmp	420	1.308	13:22:45.45	13:22:49.00	0	3.6s	+36	24°	25°

Etapa B	Num	41	Pen	0	PCZ	0	Total PP	25142	PG	0
---------	-----	----	-----	---	-----	---	----------	-------	----	---

Num	39	A PG	0	25°	B PG	0	25°	Tot PG	0	Col.	26°
-----	----	------	---	-----	------	---	-----	--------	---	------	-----

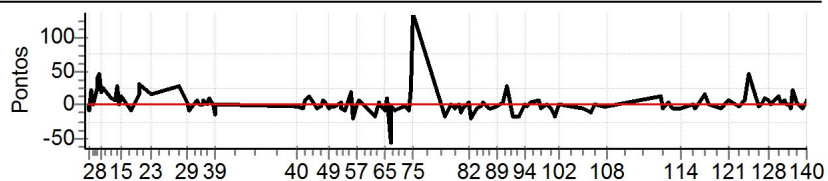


Performance Individual

129	Canc	393	0.679	--:--:--	--:--:--	0		+0	7°	4°
130	Tmp	395	0.075	13:17:02.71	13:17:04.05	0	1.3s	+13	7°	4°
131	Tmp	398	0.308	13:17:50.13	13:17:50.61	0	0.5s	+5	3°	4°
132	Tmp	401	0.721	13:18:52.36	13:18:53.17	0	0.8s	+8	16°	4°
133	Tmp	404	0.031	13:19:07.41	13:19:07.41	0	0.0s	+0	2°	4°
134	Tmp	406	0.358	13:19:44.46	13:19:44.68	0	0.2s	+2	5°	4°
135	Tmp	408	0.031	13:19:59.24	13:19:59.33	0	0.1s	+1	4°	4°
136	Tmp	408	0.155	13:20:12.76	13:20:12.12	0	0.6s	-6	7°	4°
137	Tmp	411	0.113	13:20:37.12	13:20:39.20	0	2.1s	[+21]	9°	3°
138	Tmp	414	0.133	13:21:18.40	13:21:18.70	0	0.3s	+3	5°	3°
139	Tmp	417	0.865	13:22:46.04	13:22:45.40	0	0.6s	-6	16°	3°
140	Tmp	420	1.308	13:23:45.45	13:23:46.22	0	0.8s	+8	9°	3°

Etapa B	Num	42	Pen	0	PCZ	4	Total PP	308	PG	13
---------	-----	----	-----	---	-----	---	----------	-----	----	----

Num	40	A PG	5	11°	B PG	13	3°	Tot PG	18	Col.	5°
-----	----	------	---	-----	------	----	----	--------	----	------	----

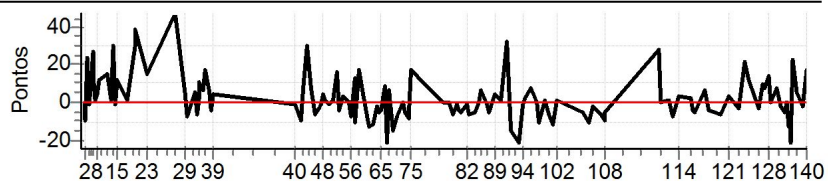


Performance Individual

129	Canc	393	0.679	--:--:--	--:--:--	0		+0	6°	3°
130	Tmp	395	0.075	13:18:02.71	13:18:03.47	0	0.8s	+8	1°	3°
131	Tmp	398	0.308	13:18:50.13	13:18:49.91	0	0.2s	-2	2°	3°
132	Tmp	401	0.721	13:19:52.36	13:19:51.82	0	0.5s	-5	9°	3°
133	Tmp	404	0.031	13:20:07.41	13:20:07.38	0	0.0s	-0	1°	2°
134	Tmp	406	0.358	13:20:44.46	13:20:43.26	0	1.2s	-12	17°	2°
135	Tmp	408	0.031	13:20:59.24	13:20:58.09	0	1.2s	-12	21°	3°
136	Tmp	408	0.155	13:21:12.76	13:21:10.68	0	2.1s	-21	22°	3°
137	Tmp	411	0.113	13:21:37.12	13:21:39.42	0	2.3s	[+23]	13°	4°
138	Tmp	414	0.133	13:22:18.40	13:22:19.00	0	0.6s	+6	10°	4°
139	Tmp	417	0.865	13:23:46.04	13:23:45.81	0	0.2s	-2	9°	4°
140	Tmp	420	1.308	13:24:45.45	13:24:47.17	0	1.7s	+17	20°	4°

Etapa B	Num	43	Pen	0	PCZ	6	Total PP	319	PG	12
---------	-----	----	-----	---	-----	---	----------	-----	----	----

Num	41	A PG	12	4°	B PG	12	4°	Tot PG	24	Col.	4°
-----	----	------	----	----	------	----	----	--------	----	------	----



RALLY DE FRAIBURGO - CAMPEONATO RALLY SC 2012



Performance Individual

N	u	m	45 / Eduardo Ranghetti Rossi / Rogerio Augusto Coelho									
			Cat / NL / Largada		GRADUADO / 43 / 10:13:00							
			Luiz Alves									
PC	TP	TRC	DistPC	Ideal	Passagem	Pen	Erro	Pontos	NoPC	AtePC		
1	Tmp	3	0.623	10:39:03.83	10:39:05.29	0	1.5s	+15	25°	25°		
2	Tmp	4	1.203	10:39:58.48	10:39:59.79	0	1.3s	+13	23°	25°		
3	Tmp	6	1.393	10:40:19.69	10:40:25.87	0	6.2s	+62	24°	25°		
4	Tmp	9	1.681	10:40:57.75	10:41:00.36	0	2.6s	[+26]	24°	24°		
5	Tmp	11	2.020	10:41:40.85	10:41:44.91	0	4.1s	+41	24°	24°		
6	Tmp	13	0.108	10:42:00.83	10:42:04.31	0	3.5s	+35	22°	24°		
7	Tmp	14	0.264	10:42:15.70	10:42:17.92	0	2.2s	+22	17°	24°		
8	Tmp	16	0.057	10:42:35.20	10:42:36.73	0	1.5s	+15	21°	24°		
9	Tmp	18	0.214	10:43:02.50	10:43:06.12	0	3.6s	+36	24°	24°		
10	Tmp	27	0.268	10:45:05.28	10:45:09.24	0	4.0s	+40	26°	24°		
12	Tmp	32	0.057	10:46:01.75	10:46:10.84	0	9.1s	+91	26°	24°		
13	Tmp	34	0.214	10:46:29.05	10:46:27.47	0	1.6s	-16	4°	24°		
14	Tmp	36	0.462	10:47:00.32	10:59:08.38	0	12m08s	+6000	26°	26°		
15	Tmp	38	0.647	10:47:27.57	10:59:29.34	0	12m01s	+6000	26°	26°		
16	Tmp	42	0.931	10:49:46.50	11:00:05.68	0	10m19s	+6000	26°	26°		
18	Tmp	52	1.568	10:51:28.64	11:01:14.64	0	9m46s	[+5860]	26°	26°		
19	Tmp	53	1.675	10:51:43.93	11:01:27.59	0	9m43s	+5837	26°	26°		
23	Tmp	60	0.254	10:54:28.17	11:04:03.10	0	9m34s	+5749	26°	26°		
26	Tmp	75	0.133	11:00:52.06	11:08:25.11	0	7m33s	+4531	26°	26°		
29	Tmp	84	0.490	11:02:58.63	11:09:51.83	0	6m53s	+4132	26°	26°		
30	Tmp	86	0.672	11:03:21.58	11:10:07.67	0	6m46s	+4061	26°	26°		
31	Tmp	88	1.109	11:05:10.86	11:10:58.19	0	5m47s	+3473	26°	26°		
32	Tmp	92	1.294	11:05:37.85	11:11:18.75	0	5m40s	+3409	26°	26°		
33	Tmp	95	1.573	11:06:20.57	11:11:45.19	0	5m24s	+3246	26°	26°		
34	Tmp	97	0.014	11:06:27.15	11:11:52.05	0	5m24s	+3249	26°	26°		
35	Tmp	100	0.383	11:07:14.83	11:12:35.30	0	5m20s	+3205	26°	26°		
36	Tmp	103	0.014	11:07:47.15	11:12:55.66	0	5m08s	+3085	26°	26°		
37	Tmp	106	0.383	11:08:34.83	11:13:26.87	0	4m52s	+2920	26°	26°		
38	Tmp	108	0.602	11:09:08.43	11:13:48.34	0	4m39s	+2799	26°	26°		
39	Tmp	111	0.746	11:09:25.28	11:14:03.15	0	4m37s	+2779	26°	26°		
40	Tmp	115	0.591	11:28:30.54	11:28:29.55	0	1.0s	-10	24°	26°		
41	Tmp	118	1.528	11:29:50.56	11:29:49.68	0	0.9s	-9	16°	26°		
42	Tmp	121	1.913	11:30:19.97	11:30:22.56	0	2.6s	[+26]	25°	26°		
43	Tmp	123	2.411	11:31:05.06	11:31:07.97	0	2.9s	[+29]	16°	26°		
44	Tmp	126	2.948	11:32:01.94	11:32:03.32	0	1.4s	+14	25°	26°		
45	Tmp	128	3.454	11:32:58.55	11:32:58.31	0	0.2s	-2	6°	26°		
46	Tmp	132	3.988	11:34:03.83	11:34:02.26	0	1.6s	-16	25°	26°		
47	Tmp	134	4.203	11:34:30.75	11:34:30.04	0	0.7s	-7	14°	26°		
48	Tmp	134	4.377	11:34:44.67	11:34:45.42	0	0.8s	+8	15°	26°		
49	Tmp	137	0.069	11:35:38.41	11:35:38.04	0	0.4s	-4	16°	26°		
50	Tmp	139	0.056	11:36:16.07	11:36:15.99	0	0.1s	-1	2°	26°		
51	Tmp	141	0.728	11:37:19.11	11:37:18.98	0	0.1s	-1	3°	26°		
52	Tmp	145	0.108	11:38:18.73	11:38:20.48	0	1.8s	+18	14°	26°		
53	Tmp	146	0.398	11:38:41.15	11:38:40.44	0	0.7s	-7	11°	26°		
54	Tmp	149	0.069	11:39:27.90	11:39:26.14	0	1.8s	-18	22°	26°		
55	Tmp	154	0.349	11:40:45.50	11:40:45.32	0	0.2s	-2	5°	26°		
56	Tmp	156	0.720	11:41:15.74	11:41:13.47	0	2.3s	-23	22°	26°		
57	Tmp	161	0.346	11:42:14.09	11:42:15.24	0	1.2s	+12	21°	26°		
58	Tmp	163	0.461	11:42:28.76	11:42:28.21	0	0.6s	-6	9°	26°		
59	Tmp	168	0.389	11:43:28.06	11:43:30.70	0	2.6s	[+26]	20°	26°		
60	Tmp	170	0.664	11:44:04.96	11:44:06.42	0	1.5s	+15	18°	26°		
61	Tmp	176	0.050	11:45:44.80	11:45:43.87	0	0.9s	-9	4°	26°		
62	Tmp	179	0.653	11:46:38.03	11:46:37.13	0	0.9s	-9	5°	26°		
63	Tmp	180	0.079	11:47:16.23	11:47:17.09	0	0.9s	+9	20°	26°		
64	Tmp	181	0.548	11:47:52.39	11:47:52.19	0	0.2s	-2	7°	26°		
65	Tmp	182	1.089	11:48:33.14	11:48:33.45	0	0.3s	+3	5°	26°		
66	Tmp	186	0.151	11:49:05.01	11:49:07.23	0	2.2s	+22	18°	26°		
67	Tmp	192	0.467	11:49:55.91	11:49:48.71	0	7.2s	-72	21°	26°		

68	Tmp	194	0.121	11:50:17.65	11:50:19.65	0	2.0s	+20	18°	26°
69	Tmp	196	0.748	11:51:04.67	11:51:04.91	0	0.2s	+2	2°	26°
70	Tmp	198	1.380	11:51:59.96	11:51:59.92	0	0.0s	-0	2°	26°
71	Tmp	203	0.079	11:53:31.12	11:53:31.51	0	0.4s	+4	13°	26°
72	Tmp	204	0.548	11:54:07.28	11:54:07.00	0	0.3s	-3	5°	26°
73	Tmp	205	1.089	11:54:48.03	11:54:48.04	0	0.0s	+0	2°	26°
74	Tmp	207	1.209	11:55:00.34	11:55:00.44	0	0.1s	+1	1°	26°
75	Tmp	209	1.359	11:55:14.00	11:55:14.81	0	0.8s	+8	9°	26°

Etapa A	Num	45	Pen	0	PCZ	2	Total PP	71198	PG	0
---------	-----	----	-----	---	-----	---	----------	-------	----	---

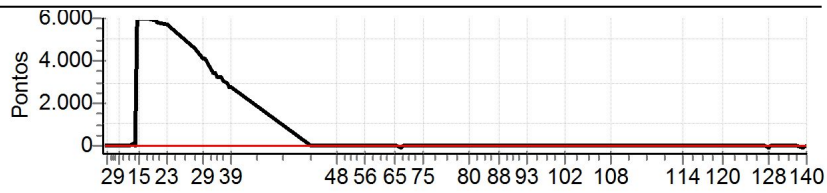
76	Tmp	217	0.487	12:02:45.88	12:02:45.87	0	0.0s	-0	1°	1°
77	Tmp	219	1.121	12:03:57.03	12:03:57.28	0	0.3s	+3	16°	2°
78	Tmp	219	1.746	12:05:05.21	12:05:05.04	0	0.2s	-2	5°	3°
79	Tmp	221	0.108	12:05:54.81	12:05:57.26	0	2.5s	+25	21°	4°
80	Tmp	222	0.398	12:06:17.23	12:06:17.24	0	0.0s	+0	1°	2°
81	Tmp	225	0.069	12:07:03.98	12:07:03.24	0	0.7s	-7	12°	4°
82	Tmp	230	0.349	12:08:21.58	12:08:22.59	0	1.0s	+10	13°	6°
83	Tmp	232	0.720	12:08:51.82	12:08:52.21	0	0.4s	+4	6°	6°
84	Tmp	237	0.463	12:09:55.49	12:09:55.28	0	0.2s	-2	1°	5°
85	Tmp	243	0.039	12:10:55.44	12:10:55.43	0	0.0s	-0	1°	5°
86	Tmp	245	0.512	12:11:35.45	12:11:39.05	0	3.6s	[+36]	20°	11°
87	Tmp	249	1.164	12:12:39.97	12:12:40.12	0	0.2s	+2	4°	9°
88	Tmp	252	1.443	12:13:20.43	12:13:18.47	0	2.0s	-20	22°	13°
89	Tmp	254	2.051	12:14:32.39	12:14:32.61	0	0.2s	+2	10°	12°
90	Tmp	260	3.082	12:16:00.60	12:16:04.14	0	3.5s	+35	22°	16°
91	Tmp	265	3.679	12:17:18.08	12:17:21.66	0	3.6s	+36	16°	17°
92	Tmp	270	0.459	12:18:31.20	12:18:30.97	0	0.2s	-2	1°	17°
93	Tmp	274	1.071	12:20:00.91	12:19:59.37	0	1.5s	-15	6°	15°
94	Tmp	276	0.589	12:21:23.15	12:21:23.00	0	0.2s	-2	7°	15°
95	Tmp	279	0.095	12:21:45.80	12:21:46.68	0	0.9s	+9	24°	15°
96	Tmp	283	0.683	12:22:50.81	12:22:52.38	0	1.6s	+16	19°	16°
97	Tmp	289	1.678	12:24:29.62	12:24:30.24	0	0.6s	+6	15°	16°
98	Tmp	290	1.853	12:24:48.77	12:24:48.64	0	0.1s	-1	2°	14°
99	Tmp	294	0.095	12:26:24.55	12:26:25.55	0	1.0s	+10	25°	15°
100	Tmp	296	0.483	12:27:09.85	12:27:10.95	0	1.1s	+11	25°	15°
101	Tmp	298	0.130	12:28:03.20	12:28:02.41	0	0.8s	-8	5°	15°
102	Tmp	304	0.722	12:29:06.59	12:29:08.13	0	1.5s	+15	24°	15°
103	Tmp	308	0.233	12:34:56.10	12:34:56.19	0	0.1s	+1	3°	15°
104	Tmp	310	1.358	12:36:25.14	12:36:25.52	0	0.4s	+4	5°	15°
105	Tmp	312	1.751	12:37:19.94	12:37:21.21	0	1.3s	+13	22°	15°
106	Tmp	316	2.886	12:39:09.25	12:39:08.69	0	0.6s	-6	17°	16°
107	Tmp	317	3.364	12:39:52.91	12:39:51.31	0	1.6s	-16	22°	16°
108	Tmp	318	3.613	12:40:16.64	12:40:18.57	0	1.9s	+19	17°	16°
109	Tmp	327	0.880	12:52:42.92	12:52:45.36	0	2.4s	+24	20°	16°
110	Tmp	327	1.159	12:53:08.67	12:53:08.96	0	0.3s	+3	5°	16°
111	Tmp	331	0.781	12:54:53.34	12:54:53.81	0	0.5s	+5	11°	15°
112	Tmp	332	0.234	12:55:19.82	12:55:19.67	0	0.2s	-2	7°	15°
113	Tmp	333	0.549	12:55:45.27	12:55:45.77	0	0.5s	+5	15°	15°
114	Tmp	338	1.315	12:57:18.14	12:57:19.51	0	1.4s	+14	19°	16°
115	Tmp	345	2.260	13:00:09.39	13:00:09.68	0	0.3s	+3	9°	15°
116	Tmp	346	0.234	13:00:35.87	13:00:36.11	0	0.2s	+2	8°	15°
117	Tmp	348	0.555	13:01:05.18	13:01:06.17	0	1.0s	+10	19°	15°
118	Tmp	353	1.571	13:03:01.72	13:03:02.58	0	0.9s	+9	16°	15°
119	Tmp	356	2.311	13:04:04.04	13:04:04.54	0	0.5s	+5	16°	15°
120	Tmp	362	0.555	13:06:47.79	13:06:46.79	0	1.0s	-10	21°	15°

Performance Individual

129	Canc	393	0.679	--:--:--	--:--:--	0		+0	5°	16°
130	Tmp	395	0.075	13:20:02.71	13:20:05.61	0	2.9s	[+29]	17°	16°
131	Tmp	398	0.308	13:20:50.13	13:20:51.81	0	1.7s	+17	17°	16°
132	Tmp	401	0.721	13:21:52.36	13:21:55.57	0	3.2s	+32	24°	16°
133	Tmp	404	0.031	13:22:07.41	13:22:08.78	0	1.4s	+14	16°	16°
134	Tmp	406	0.358	13:22:44.46	13:22:45.92	0	1.5s	+15	21°	17°
135	Tmp	408	0.031	13:22:59.24	13:23:00.00	0	0.8s	+8	18°	17°
136	Tmp	408	0.155	13:23:12.76	13:23:11.39	0	1.4s	-14	15°	17°
137	Tmp	411	0.113	13:23:37.12	13:23:39.40	0	2.3s	+23	12°	17°
138	Tmp	414	0.133	13:24:18.40	13:24:19.07	0	0.7s	+7	12°	17°
139	Tmp	417	0.865	13:25:46.04	13:25:43.49	0	2.6s	[-26]	24°	17°
140	Tmp	420	1.308	13:26:45.45	13:26:47.25	0	1.8s	+18	21°	17°

Etapa B	Num 45	Pen 0	PCZ 3	Total PP 605	PG 0
----------------	---------------	--------------	--------------	---------------------	-------------

Num 43	A PG 0 26°	B PG 0 17°	Tot PG 0	Col. 19°
---------------	-------------------	-------------------	-----------------	-----------------



RALLY DE FRAIBURGO - CAMPEONATO RALLY SC 2012



Performance Individual

N	u	46 / Juarez Jose Veloso Lacerda / Paulo Roberto de Oliveira									
		Cat / NL / Largada		GRADUADO / 44 / 10:14:00							
		Florianopolis									
PC	TP	TRC	DistPC	Ideal	Passagem	Pen	Erro	Pontos	NoPC	AtePC	
1	Tmp	3	0.623	10:40:03.83	10:40:04.07	0	0.2s	+2	16°	16°	
2	Tmp	4	1.203	10:40:58.48	10:40:58.06	0	0.4s	-4	7°	19°	
3	Tmp	6	1.393	10:41:19.69	10:41:22.66	0	3.0s	[+30]	12°	7°	
4	Tmp	9	1.681	10:41:57.75	10:41:59.49	0	1.7s	+17	21°	20°	
5	Tmp	11	2.020	10:42:40.85	10:42:44.30	0	3.5s	+35	23°	22°	
6	Tmp	13	0.108	10:43:00.83	10:43:03.88	0	3.1s	+31	19°	22°	
7	Tmp	14	0.264	10:43:15.70	10:43:17.40	0	1.7s	+17	14°	22°	
8	Tmp	16	0.057	10:43:35.20	10:43:36.84	0	1.6s	+16	22°	22°	
9	Tmp	18	0.214	10:44:02.50	10:44:05.63	0	3.1s	+31	17°	22°	
10	Tmp	27	0.268	10:46:05.28	10:46:07.57	0	2.3s	[+23]	16°	22°	
12	Tmp	32	0.057	10:47:01.75	10:47:02.73	0	1.0s	+10	15°	22°	
13	Tmp	34	0.214	10:47:29.05	10:47:31.41	0	2.4s	[+24]	15°	21°	
14	Tmp	36	0.462	10:48:00.32	10:48:00.71	0	0.4s	+4	14°	21°	
15	Tmp	38	0.647	10:48:27.57	10:48:28.90	0	1.3s	+13	15°	21°	
16	Tmp	42	0.931	10:50:46.50	10:50:47.12	0	0.6s	+6	17°	21°	
18	Tmp	52	1.568	10:52:28.64	10:52:30.52	0	1.9s	+19	17°	21°	
19	Tmp	53	1.675	10:52:43.93	10:52:48.37	0	4.4s	+44	19°	21°	
23	Tmp	60	0.254	10:55:28.17	10:55:31.90	0	3.7s	+37	23°	22°	
26	Tmp	75	0.133	11:01:52.06	11:01:55.14	0	3.1s	+31	20°	22°	
29	Tmp	84	0.490	11:03:58.63	11:04:00.30	0	1.7s	+17	21°	22°	
30	Tmp	86	0.672	11:04:21.58	11:04:21.74	0	0.2s	+2	4°	22°	
31	Tmp	88	1.109	11:06:10.86	11:06:11.07	0	0.2s	+2	1°	22°	
32	Tmp	92	1.294	11:06:37.85	11:06:37.15	0	0.7s	-7	18°	21°	
33	Tmp	95	1.573	11:07:20.57	11:07:20.94	0	0.4s	+4	15°	20°	
34	Tmp	97	0.014	11:07:27.15	11:07:27.74	0	0.6s	+6	11°	20°	
35	Tmp	100	0.383	11:08:14.83	11:08:15.51	0	0.7s	+7	16°	20°	
36	Tmp	103	0.014	11:08:47.15	11:08:49.00	0	1.9s	+19	14°	20°	
37	Tmp	106	0.383	11:09:34.83	11:09:35.85	0	1.0s	+10	19°	20°	
38	Tmp	108	0.602	11:10:08.43	11:10:08.88	0	0.5s	+5	10°	20°	
39	Tmp	111	0.746	11:10:25.28	11:10:32.64	0	7.4s	+74	24°	21°	
40	Tmp	115	0.591	11:29:30.54	11:29:30.28	0	0.3s	-3	9°	21°	
41	Tmp	118	1.528	11:30:50.56	11:30:49.75	0	0.8s	-8	12°	21°	
42	Tmp	121	1.913	11:31:19.97	11:31:22.48	0	2.5s	[+25]	24°	21°	
43	Tmp	123	2.411	11:32:05.06	11:32:08.11	0	3.1s	+31	19°	21°	
44	Tmp	126	2.948	11:33:01.94	11:33:03.19	0	1.3s	+13	24°	21°	
45	Tmp	128	3.454	11:33:58.55	11:33:58.45	0	0.1s	-1	3°	21°	
46	Tmp	132	3.988	11:35:03.83	11:35:04.06	0	0.2s	+2	6°	21°	
47	Tmp	134	4.203	11:35:30.75	11:35:31.56	0	0.8s	+8	15°	21°	
48	Tmp	134	4.377	11:35:44.67	11:35:45.33	0	0.7s	+7	12°	21°	
49	Tmp	137	0.069	11:36:38.41	11:36:38.43	0	0.0s	+0	1°	21°	
50	Tmp	139	0.056	11:37:16.07	11:37:18.37	0	2.3s	+23	23°	20°	
51	Tmp	141	0.728	11:38:19.11	11:38:19.74	0	0.6s	+6	21°	20°	
52	Tmp	145	0.108	11:39:18.73	11:39:20.83	0	2.1s	+21	17°	20°	
53	Tmp	146	0.398	11:39:41.15	11:40:45.16	0	1m04s	[+640]	25°	20°	
54	Tmp	149	0.069	11:40:27.90	11:41:29.31	0	1m01s	+614	25°	23°	
55	Tmp	154	0.349	11:41:45.50	11:42:46.84	0	1m01s	+613	25°	23°	
56	Tmp	156	0.720	11:42:15.74	11:43:17.13	0	1m01s	+614	26°	23°	
57	Tmp	161	0.346	11:43:14.09	11:43:59.07	0	45.0s	+450	25°	23°	
58	Tmp	163	0.461	11:43:28.76	11:44:09.52	0	40.8s	+408	25°	23°	
59	Tmp	168	0.389	11:44:28.06	11:44:52.53	0	24.5s	+245	25°	23°	
60	Tmp	170	0.664	11:45:04.96	11:45:15.77	0	10.8s	+108	24°	23°	
61	Tmp	176	0.050	11:46:44.80	11:46:43.58	0	1.2s	-12	14°	23°	
62	Tmp	179	0.653	11:47:38.03	11:47:36.70	0	1.3s	-13	14°	23°	
63	Tmp	180	0.079	11:48:16.23	11:48:16.65	0	0.4s	+4	13°	23°	
64	Tmp	181	0.548	11:48:52.39	11:48:52.07	0	0.3s	-3	11°	23°	
65	Tmp	182	1.089	11:49:33.14	11:49:32.56	0	0.6s	-6	12°	23°	
66	Tmp	186	0.151	11:50:05.01	11:50:05.96	0	1.0s	+10	9°	23°	
67	Tmp	192	0.467	11:50:55.91	11:50:53.69	0	2.2s	-22	13°	23°	

68	Tmp	194	0.121	11:51:17.65	11:51:19.28	0	1.6s	+16	14°	23°
69	Tmp	196	0.748	11:52:04.67	11:52:04.66	0	0.0s	-0	1°	23°
70	Tmp	198	1.380	11:52:59.96	11:52:59.96	0	0.0s	+0	1°	23°
71	Tmp	203	0.079	11:54:31.12	11:54:31.64	0	0.5s	+5	19°	23°
72	Tmp	204	0.548	11:55:07.28	11:55:06.74	0	0.5s	-5	12°	23°
73	Tmp	205	1.089	11:55:48.03	11:55:48.03	0	0.0s	+0	1°	23°
74	Tmp	207	1.209	11:56:00.34	11:55:59.67	0	0.7s	-7	14°	23°
75	Tmp	209	1.359	11:56:14.00	11:56:15.00	0	1.0s	+10	10°	23°

Etapa A	Num	46	Pen	0	PCZ	4	Total PP	3758	PG	0
---------	-----	----	-----	---	-----	---	----------	------	----	---

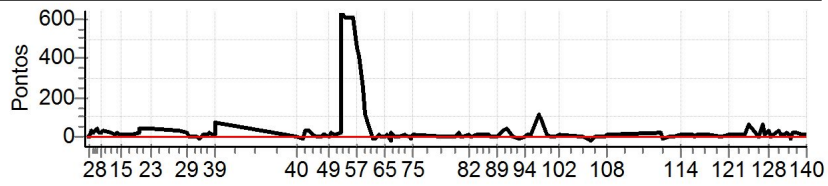
76	Tmp	217	0.487	12:03:45.88	12:03:46.14	0	0.3s	+3	11°	11°
77	Tmp	219	1.121	12:04:57.03	12:04:57.23	0	0.2s	+2	10°	16°
78	Tmp	219	1.746	12:06:05.21	12:06:04.88	0	0.3s	-3	6°	10°
79	Tmp	221	0.108	12:06:54.81	12:06:57.00	0	2.2s	[+22]	20°	7°
80	Tmp	222	0.398	12:07:17.23	12:07:16.89	0	0.3s	-3	8°	7°
81	Tmp	225	0.069	12:08:03.98	12:08:03.59	0	0.4s	-4	8°	7°
82	Tmp	230	0.349	12:09:21.58	12:09:22.46	0	0.9s	+9	12°	7°
83	Tmp	232	0.720	12:09:51.82	12:09:52.00	0	0.2s	+2	3°	5°
84	Tmp	237	0.463	12:10:55.49	12:10:56.54	0	1.1s	+11	21°	9°
85	Tmp	243	0.039	12:11:55.44	12:11:55.92	0	0.5s	+5	13°	11°
86	Tmp	245	0.512	12:12:35.45	12:12:36.56	0	1.1s	+11	10°	10°
87	Tmp	249	1.164	12:13:39.97	12:13:40.42	0	0.5s	+5	13°	12°
88	Tmp	252	1.443	12:14:20.43	12:14:20.00	0	0.4s	-4	8°	9°
89	Tmp	254	2.051	12:15:32.39	12:15:32.62	0	0.2s	+2	9°	10°
90	Tmp	260	3.082	12:17:00.60	12:17:03.35	0	2.8s	[+28]	20°	11°
91	Tmp	265	3.679	12:18:18.08	12:18:21.53	0	3.5s	+35	13°	12°
92	Tmp	270	0.459	12:19:31.20	12:19:30.72	0	0.5s	-5	3°	10°
93	Tmp	274	1.071	12:21:00.91	12:20:59.37	0	1.5s	-15	5°	10°
94	Tmp	276	0.589	12:22:23.15	12:22:23.37	0	0.2s	+2	6°	10°
95	Tmp	279	0.095	12:22:45.80	12:22:46.20	0	0.4s	+4	17°	10°
96	Tmp	283	0.683	12:23:50.81	12:23:51.56	0	0.8s	+8	11°	10°
97	Tmp	289	1.678	12:25:29.62	12:25:41.33	0	11.7s	[+117]	25°	13°
98	Tmp	290	1.853	12:25:48.77	12:25:58.41	0	9.6s	+96	25°	19°
99	Tmp	294	0.095	12:27:24.55	12:27:25.24	0	0.7s	+7	23°	19°
100	Tmp	296	0.483	12:28:09.85	12:28:10.08	0	0.2s	+2	7°	19°
101	Tmp	298	0.130	12:29:03.20	12:29:03.11	0	0.1s	-1	1°	19°
102	Tmp	304	0.722	12:30:06.59	12:30:07.36	0	0.8s	+8	20°	18°
103	Tmp	308	0.233	12:35:56.10	12:35:55.78	0	0.3s	-3	11°	18°
104	Tmp	310	1.358	12:37:25.14	12:37:23.16	0	2.0s	[-20]	24°	19°
105	Tmp	312	1.751	12:38:19.94	12:38:19.39	0	0.6s	-6	15°	19°
106	Tmp	316	2.886	12:40:09.25	12:40:08.95	0	0.3s	-3	9°	18°
107	Tmp	317	3.364	12:40:52.91	12:40:52.38	0	0.5s	-5	6°	18°
108	Tmp	318	3.613	12:41:16.64	12:41:17.82	0	1.2s	+12	12°	18°
109	Tmp	327	0.880	12:53:42.92	12:53:44.43	0	1.5s	+15	12°	18°
110	Tmp	327	1.159	12:54:08.67	12:54:07.94	0	0.7s	-7	17°	18°
111	Tmp	331	0.781	12:55:53.34	12:55:53.16	0	0.2s	-2	4°	18°
112	Tmp	332	0.234	12:56:19.82	12:56:19.36	0	0.5s	-5	20°	18°
113	Tmp	333	0.549	12:56:45.27	12:56:45.47	0	0.2s	+2	8°	17°
114	Tmp	338	1.315	12:58:18.14	12:58:19.15	0	1.0s	+10	16°	18°
115	Tmp	345	2.260	13:01:09.39	13:01:09.92	0	0.5s	+5	11°	17°
116	Tmp	346	0.234	13:01:35.87	13:01:35.72	0	0.2s	-2	7°	17°
117	Tmp	348	0.555	13:02:05.18	13:02:05.68	0	0.5s	+5	11°	17°
118	Tmp	353	1.571	13:04:01.72	13:04:02.54	0	0.8s	+8	12°	17°
119	Tmp	356	2.311	13:05:04.04	13:05:04.99	0	1.0s	+10	21°	18°
120	Tmp	362	0.555	13:07:47.79	13:07:47.17	0	0.6s	-6	11°	18°
121	Tmp	369	0.036							

Performance Individual

129	Canc	393	0.679	--:--:--	--:--:--	0		+0	4°	18°
130	Tmp	395	0.075	13:21:02.71	13:21:05.76	0	3.1s	+31	18°	18°
131	Tmp	398	0.308	13:21:50.13	13:21:51.06	0	0.9s	+9	8°	18°
132	Tmp	401	0.721	13:22:52.36	13:22:53.32	0	1.0s	+10	19°	18°
133	Tmp	404	0.031	13:23:07.41	13:23:09.00	0	1.6s	+16	20°	18°
134	Tmp	406	0.358	13:23:44.46	13:23:45.78	0	1.3s	+13	20°	18°
135	Tmp	408	0.031	13:23:59.24	13:23:59.22	0	0.0s	-0	1°	18°
136	Tmp	408	0.155	13:24:12.76	13:24:11.79	0	1.0s	-10	10°	18°
137	Tmp	411	0.113	13:24:37.12	13:24:39.05	0	1.9s	+19	6°	18°
138	Tmp	414	0.133	13:25:18.40	13:25:19.86	0	1.5s	+15	20°	18°
139	Tmp	417	0.865	13:26:46.04	13:26:47.09	0	1.1s	+11	21°	18°
140	Tmp	420	1.308	13:27:45.45	13:27:46.23	0	0.8s	+8	8°	18°

Etapa B	Num	46	Pen	0	PCZ	1	Total PP	650	PG	0
---------	-----	----	-----	---	-----	---	----------	-----	----	---

Num	44	A PG	0	23°	B PG	0	18°	Tot PG	0	Col.	20°
-----	----	------	---	-----	------	---	-----	--------	---	------	-----



RALLY DE FRAIBURGO - CAMPEONATO RALLY SC 2012



Performance Individual

N u m	47 / Everton Gratt / Wesley Sari									
	Cat / NL / Largada GRADUADO / 45 / 10:15:00									
	Capinzal									
PC	TP	TRC	DistPC	Ideal	Passagem	Pen	Erro	Pontos	NoPC	AtePC
1	Tmp	3	0.623	10:41:03.83	10:41:03.78	0	0.1s	-1	9°	9°
2	Tmp	4	1.203	10:41:58.48	10:41:58.18	0	0.3s	-3	5°	9°
3	Tmp	6	1.393	10:42:19.69	10:42:23.29	0	3.6s	+36	17°	3°
4	Tmp	9	1.681	10:42:57.75	10:42:57.25	0	0.5s	-5	13°	7°
5	Tmp	11	2.020	10:43:40.85	10:43:39.36	0	1.5s	-15	6°	4°
6	Tmp	13	0.108	10:44:00.83	10:43:58.49	0	2.3s	[-23]	12°	8°
7	Tmp	14	0.264	10:44:15.70	10:44:15.08	0	0.6s	-6	8°	7°
8	Tmp	16	0.057	10:44:35.20	10:44:34.14	0	1.1s	-11	17°	6°
9	Tmp	18	0.214	10:45:02.50	10:45:04.30	0	1.8s	+18	12°	9°
10	Tmp	27	0.268	10:47:05.28	10:47:06.86	0	1.6s	+16	11°	10°
12	Tmp	32	0.057	10:48:01.75	10:48:04.00	0	2.3s	+23	21°	11°
13	Tmp	34	0.214	10:48:29.05	10:48:31.83	0	2.8s	[+28]	16°	15°
14	Tmp	36	0.462	10:49:00.32	10:49:00.17	0	0.2s	-2	9°	13°
15	Tmp	38	0.647	10:49:27.57	10:49:31.73	0	4.2s	+42	25°	16°
16	Tmp	42	0.931	10:51:46.50	10:51:47.20	0	0.7s	+7	20°	17°
18	Tmp	52	1.568	10:53:28.64	10:53:30.19	0	1.6s	+16	12°	17°
19	Tmp	53	1.675	10:53:43.93	10:53:47.00	0	3.1s	+31	8°	16°
23	Tmp	60	0.254	10:56:28.17	10:56:31.20	0	3.0s	[+30]	22°	18°
26	Tmp	75	0.133	11:02:52.06	11:02:53.85	0	1.8s	+18	6°	15°
29	Tmp	84	0.490	11:04:58.63	11:04:58.95	0	0.3s	+3	5°	13°
30	Tmp	86	0.672	11:05:21.58	11:05:21.62	0	0.0s	+0	1°	13°
31	Tmp	88	1.109	11:07:10.86	11:07:11.72	0	0.9s	+9	14°	13°
32	Tmp	92	1.294	11:07:37.85	11:07:37.88	0	0.0s	+0	3°	12°
33	Tmp	95	1.573	11:08:20.57	11:08:20.26	0	0.3s	-3	12°	12°
34	Tmp	97	0.014	11:08:27.15	11:08:27.80	0	0.7s	+7	16°	12°
35	Tmp	100	0.383	11:09:14.83	11:09:14.52	0	0.3s	-3	8°	12°
36	Tmp	103	0.014	11:09:47.15	11:09:48.07	0	0.9s	+9	5°	12°
37	Tmp	106	0.383	11:10:34.83	11:10:35.17	0	0.3s	+3	5°	12°
38	Tmp	108	0.602	11:11:08.43	11:11:07.89	0	0.5s	-5	9°	12°
39	Tmp	111	0.746	11:11:25.28	11:11:26.37	0	1.1s	+11	11°	12°
40	Tmp	115	0.591	11:30:30.54	11:30:29.85	0	0.7s	-7	22°	12°
41	Tmp	118	1.528	11:31:50.56	11:31:49.46	0	1.1s	-11	22°	12°
42	Tmp	121	1.913	11:32:19.97	11:32:20.22	0	0.3s	+3	1°	11°
43	Tmp	123	2.411	11:33:05.06	11:33:07.04	0	2.0s	+20	7°	11°
44	Tmp	126	2.948	11:34:01.94	11:34:03.13	0	1.2s	+12	23°	11°
45	Tmp	128	3.454	11:34:58.55	11:34:58.09	0	0.5s	-5	17°	11°
46	Tmp	132	3.988	11:36:03.83	11:36:04.02	0	0.2s	+2	5°	11°
47	Tmp	134	4.203	11:36:30.75	11:36:31.78	0	1.0s	+10	18°	11°
48	Tmp	134	4.377	11:36:44.67	11:36:45.01	0	0.3s	+3	5°	11°
49	Tmp	137	0.069	11:37:38.41	11:37:38.00	0	0.4s	-4	15°	11°
50	Tmp	139	0.056	11:38:16.07	11:38:16.89	0	0.8s	+8	16°	11°
51	Tmp	141	0.728	11:39:19.11	11:39:18.63	0	0.5s	-5	19°	11°
52	Tmp	145	0.108	11:40:18.73	11:40:19.63	0	0.9s	+9	8°	11°
53	Tmp	146	0.398	11:40:41.15	11:40:40.65	0	0.5s	-5	6°	10°
54	Tmp	149	0.069	11:41:27.90	11:41:28.35	0	0.5s	+5	6°	9°
55	Tmp	154	0.349	11:42:45.50	11:42:45.42	0	0.1s	-1	2°	9°
56	Tmp	156	0.720	11:43:15.74	11:43:15.46	0	0.3s	-3	3°	8°
57	Tmp	161	0.346	11:44:14.09	11:44:14.01	0	0.1s	-1	1°	8°
58	Tmp	163	0.461	11:44:28.76	11:44:28.90	0	0.1s	+1	2°	8°
59	Tmp	168	0.389	11:45:28.06	11:45:29.25	0	1.2s	+12	9°	8°
60	Tmp	170	0.664	11:46:04.96	11:46:04.74	0	0.2s	-2	3°	7°
61	Tmp	176	0.050	11:47:44.80	11:47:43.77	0	1.0s	-10	7°	7°
62	Tmp	179	0.653	11:48:38.03	11:48:37.00	0	1.0s	-10	7°	7°
63	Tmp	180	0.079	11:49:16.23	11:49:16.45	0	0.2s	+2	6°	7°
64	Tmp	181	0.548	11:49:52.39	11:49:51.65	0	0.7s	-7	21°	7°
65	Tmp	182	1.089	11:50:33.14	11:50:32.44	0	0.7s	-7	17°	7°
66	Tmp	186	0.151	11:51:05.01	11:51:05.76	0	0.8s	+8	6°	6°
67	Tmp	192	0.467	11:51:55.91	11:51:54.70	0	1.2s	-12	9°	6°

68	Tmp	194	0.121	11:52:17.65	11:52:20.43	0	2.8s	[+28]	22°	8°
69	Tmp	196	0.748	11:53:04.67	11:53:03.08	0	1.6s	-16	23°	8°
70	Tmp	198	1.380	11:53:59.96	11:53:59.51	0	0.5s	-5	9°	7°
71	Tmp	203	0.079	11:55:31.12	11:55:30.27	0	0.9s	-9	23°	8°
72	Tmp	204	0.548	11:56:07.28	11:56:07.00	0	0.3s	-3	4°	8°
73	Tmp	205	1.089	11:56:48.03	11:56:47.04	0	1.0s	-10	20°	8°
74	Tmp	207	1.209	11:57:00.34	11:57:00.19	0	0.2s	-2	3°	7°
75	Tmp	209	1.359	11:57:14.00	11:57:19.31	0	5.3s	[+53]	22°	9°

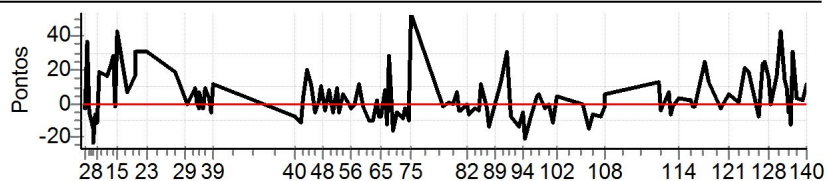
Etapa A	Num	47	Pen	0	PCZ	2	Total PP	533	PG	7
76	Tmp	217	0.487	12:04:45.88	12:04:45.64	0	0.2s	-2	8°	8°
77	Tmp	219	1.121	12:05:57.03	12:05:57.12	0	0.1s	+1	3°	6°
78	Tmp	219	1.746	12:07:05.21	12:07:05.18	0	0.0s	-0	1°	2°
79	Tmp	221	0.108	12:07:54.81	12:07:55.51	0	0.7s	+7	9°	2°
80	Tmp	222	0.398	12:08:17.23	12:08:16.82	0	0.4s	-4	10°	3°
81	Tmp	225	0.069	12:09:03.98	12:09:03.56	0	0.4s	-4	7°	2°
82	Tmp	230	0.349	12:10:21.58	12:10:21.50	0	0.1s	-1	2°	2°
83	Tmp	232	0.720	12:10:51.82	12:10:51.27	0	0.6s	-6	10°	3°
84	Tmp	237	0.463	12:11:55.49	12:11:55.17	0	0.3s	-3	5°	2°
85	Tmp	243	0.039	12:12:55.44	12:12:55.07	0	0.4s	-4	11°	3°
86	Tmp	245	0.512	12:13:35.45	12:13:36.57	0	1.1s	+11	9°	3°
87	Tmp	249	1.164	12:14:39.97	12:14:39.66	0	0.3s	-3	8°	4°
88	Tmp	252	1.443	12:15:20.43	12:15:19.12	0	1.3s	-13	20°	4°
89	Tmp	254	2.051	12:16:32.39	12:16:32.29	0	0.1s	-1	4°	4°
90	Tmp	260	3.082	12:18:00.60	12:18:01.87	0	1.3s	+13	13°	4°
91	Tmp	265	3.679	12:19:18.08	12:19:21.14	0	3.1s	+31	7°	5°
92	Tmp	270	0.459	12:20:31.20	12:20:30.37	0	0.8s	-8	5°	5°
93	Tmp	274	1.071	12:22:00.91	12:21:59.62	0	1.3s	-13	4°	5°
94	Tmp	276	0.589	12:23:23.15	12:23:22.62	0	0.5s	-5	16°	5°
95	Tmp	279	0.095	12:23:45.80	12:23:43.69	0	2.1s	-21	25°	6°
96	Tmp	283	0.683	12:24:50.81	12:24:50.03	0	0.8s	-8	10°	7°
97	Tmp	289	1.678	12:26:29.62	12:26:30.00	0	0.4s	+4	10°	7°
98	Tmp	290	1.853	12:26:48.77	12:26:49.40	0	0.6s	+6	8°	7°
99	Tmp	294	0.095	12:28:24.55	12:28:24.29	0	0.3s	-3	11°	7°
100	Tmp	296	0.483	12:29:09.85	12:29:09.80	0	0.1s	-1	1°	7°
101	Tmp	298	0.130	12:30:03.20	12:30:02.09	0	1.1s	-11	12°	6°
102	Tmp	304	0.722	12:31:06.59	12:31:06.94	0	0.4s	+4	13°	6°
103	Tmp	308	0.233	12:36:56.10	12:36:55.96	0	0.1s	-1	2°	5°
104	Tmp	310	1.358	12:38:25.14	12:38:23.67	0	1.5s	-15	22°	5°
105	Tmp	312	1.751	12:39:19.94	12:39:19.36	0	0.6s	-6	14°	6°
106	Tmp	316	2.886	12:41:09.25	12:41:08.52	0	0.7s	-7	19°	7°
107	Tmp	317	3.364	12:41:52.91	12:41:52.67	0	0.2s	-2	2°	6°
108	Tmp	318	3.613	12:42:16.64	12:42:17.16	0	0.5s	+5	7°	6°
109	Tmp	327	0.880	12:54:42.92	12:54:44.21	0	1.3s	+13	8°	6°
110	Tmp	327	1.159	12:55:08.67	12:55:08.30	0	0.4s	-4	7°	6°
111	Tmp	331	0.781	12:56:53.34	12:56:54.04	0	0.7s	+7	17°	6°
112	Tmp	332	0.234	12:57:19.82	12:57:19.23	0	0.6s	-6	22°	6°
113	Tmp	333	0.549	12:57:45.27	12:57:45.12	0	0.2s	-2	7°	6°
114	Tmp	338	1.315	12:59:18.14	12:59:18.46	0	0.3s	+3	3°	6°
115	Tmp	345	2.260	13:02:09.39	13:02:09.55	0	0.2s	+2	6°	6°
116	Tmp	346	0.234	13:02:35.87	13:02:35.66	0	0.2s	-2	6°	6°
117	Tmp	348	0.555	13:03:05.18	13:03:04.97	0	0.2s	-2	4°	6°
118	Tmp	353	1.571	13:05:01.72	13:05:04.11	0	2.4s	[+24]	22°	6°
119	Tmp	356	2.311	13:06:04.04	13:06:05.35	0	1.3s	+13	23°	6°
120	Tmp	362	0.555	13:08:47.79	13:08:47.48	0	0.3s	-3	4°	6°
121	Tmp	369	0.036	13:10:46.80	13:10:47.38	0	0.6s	+6	11°	6°
122	Tmp	375	1.231	13:13:05.35	13:13:05.41	0	0.1s	+1	2°	6°
123	Tmp	378	2.05							

Performance Individual

129	Canc	393	0.679	--:--:--	--:--:--	0		+0	3°	10°
130	Tmp	395	0.075	13:22:02.71	13:22:04.30	0	1.6s	+16	9°	10°
131	Tmp	398	0.308	13:22:50.13	13:22:54.35	0	4.2s	[+42]	23°	10°
132	Tmp	401	0.721	13:23:52.36	13:23:53.75	0	1.4s	+14	20°	11°
133	Tmp	404	0.031	13:24:07.41	13:24:08.30	0	0.9s	+9	9°	11°
134	Tmp	406	0.358	13:24:44.46	13:24:43.95	0	0.5s	-5	12°	11°
135	Tmp	408	0.031	13:24:59.24	13:24:59.64	0	0.4s	+4	12°	9°
136	Tmp	408	0.155	13:25:12.76	13:25:11.56	0	1.2s	-12	12°	9°
137	Tmp	411	0.113	13:25:37.12	13:25:40.12	0	3.0s	[+30]	19°	9°
138	Tmp	414	0.133	13:26:18.40	13:26:18.74	0	0.3s	+3	4°	9°
139	Tmp	417	0.865	13:27:46.04	13:27:46.23	0	0.2s	+2	8°	9°
140	Tmp	420	1.308	13:28:45.45	13:28:46.53	0	1.1s	+11	13°	9°

Etapa B	Num	47	Pen	0	PCZ	1	Total PP	426	PG	7
---------	-----	----	-----	---	-----	---	----------	-----	----	---

Num	45	A	PG	7	9°	B	PG	7	9°	Tot PG	14	Col.	8°
-----	----	---	----	---	----	---	----	---	----	--------	----	------	----



RALLY DE FRAIBURGO - CAMPEONATO RALLY SC 2012



Performance Individual

N u m	48 / Dirceu Potrich / Leandro Rodrigo Riffel									
	Cat / NL / Largada GRADUADO / 46 / 10:16:00									
	Ipira									
PC	TP	TRC	DistPC	Ideal	Passagem	Pen	Erro	Pontos	NoPC	AtePC
1	Tmp	3	0.623	10:42:03.83	10:42:04.17	0	0.3s	+3	18°	18°
2	Tmp	4	1.203	10:42:58.48	10:42:57.81	0	0.7s	-7	12°	21°
3	Tmp	6	1.393	10:43:19.69	10:43:21.81	0	2.1s	+21	2°	19°
4	Tmp	9	1.681	10:43:57.75	10:43:57.44	0	0.3s	-3	7°	13°
5	Tmp	11	2.020	10:44:40.85	10:44:42.61	0	1.8s	+18	11°	11°
6	Tmp	13	0.108	10:45:00.83	10:45:03.00	0	2.2s	+22	9°	11°
7	Tmp	14	0.264	10:45:15.70	10:45:17.06	0	1.4s	+14	12°	13°
8	Tmp	16	0.057	10:45:35.20	10:45:35.92	0	0.7s	+7	12°	12°
9	Tmp	18	0.214	10:46:02.50	10:46:05.25	0	2.8s	[+28]	15°	14°
10	Tmp	27	0.268	10:48:05.28	10:48:07.80	0	2.5s	[+25]	18°	14°
12	Tmp	32	0.057	10:49:01.75	10:49:02.00	0	0.3s	+3	2°	13°
13	Tmp	34	0.214	10:49:29.05	10:49:31.19	0	2.1s	+21	9°	11°
14	Tmp	36	0.462	10:50:00.32	10:50:00.16	0	0.2s	-2	8°	11°
15	Tmp	38	0.647	10:50:27.57	10:50:28.59	0	1.0s	+10	12°	11°
16	Tmp	42	0.931	10:52:46.50	10:52:45.81	0	0.7s	-7	19°	11°
18	Tmp	52	1.568	10:54:28.64	10:54:29.79	0	1.2s	+12	8°	10°
19	Tmp	53	1.675	10:54:43.93	10:54:47.51	0	3.6s	+36	14°	10°
23	Tmp	60	0.254	10:57:28.17	10:57:29.54	0	1.4s	+14	10°	9°
26	Tmp	75	0.133	11:03:52.06	11:03:54.49	0	2.4s	+24	14°	10°
29	Tmp	84	0.490	11:05:58.63	11:05:59.84	0	1.2s	+12	18°	10°
30	Tmp	86	0.672	11:06:21.58	11:06:21.63	0	0.1s	+1	2°	10°
31	Tmp	88	1.109	11:08:10.86	11:08:12.00	0	1.1s	+11	20°	10°
32	Tmp	92	1.294	11:08:37.85	11:08:37.86	0	0.0s	+0	2°	10°
33	Tmp	95	1.573	11:09:20.57	11:09:20.96	0	0.4s	+4	14°	10°
34	Tmp	97	0.014	11:09:27.15	11:09:28.00	0	0.9s	+9	18°	10°
35	Tmp	100	0.383	11:10:14.83	11:10:15.47	0	0.6s	+6	15°	10°
36	Tmp	103	0.014	11:10:47.15	11:10:49.09	0	1.9s	+19	13°	10°
37	Tmp	106	0.383	11:11:34.83	11:11:35.39	0	0.6s	+6	10°	10°
38	Tmp	108	0.602	11:12:08.43	11:12:08.41	0	0.0s	-0	1°	10°
39	Tmp	111	0.746	11:12:25.28	11:12:26.83	0	1.6s	+16	19°	10°
40	Tmp	115	0.591	11:31:30.54	11:31:30.61	0	0.1s	+1	2°	10°
41	Tmp	118	1.528	11:32:50.56	11:32:49.66	0	0.9s	-9	15°	10°
42	Tmp	121	1.913	11:33:19.97	11:33:21.17	0	1.2s	+12	11°	10°
43	Tmp	123	2.411	11:34:05.06	11:34:07.50	0	2.4s	+24	12°	9°
44	Tmp	126	2.948	11:35:01.94	11:35:02.08	0	0.1s	+1	2°	9°
45	Tmp	128	3.454	11:35:58.55	11:35:57.70	0	0.9s	-9	26°	9°
46	Tmp	132	3.988	11:37:03.83	11:37:03.09	0	0.7s	-7	17°	10°
47	Tmp	134	4.203	11:37:30.75	11:37:31.72	0	1.0s	+10	17°	10°
48	Tmp	134	4.377	11:37:44.67	11:37:45.53	0	0.9s	+9	19°	10°
49	Tmp	137	0.069	11:38:38.41	11:38:37.92	0	0.5s	-5	19°	10°
50	Tmp	139	0.056	11:39:16.07	11:39:16.75	0	0.7s	+7	14°	10°
51	Tmp	141	0.728	11:40:19.11	11:40:19.06	0	0.1s	-1	2°	10°
52	Tmp	145	0.108	11:41:18.73	11:41:21.02	0	2.3s	+23	19°	13°
53	Tmp	146	0.398	11:41:41.15	11:41:40.70	0	0.5s	-5	5°	12°
54	Tmp	149	0.069	11:42:27.90	11:42:26.82	0	1.1s	-11	17°	12°
55	Tmp	154	0.349	11:43:45.50	11:43:47.81	0	2.3s	+23	20°	12°
56	Tmp	156	0.720	11:44:15.74	11:44:14.10	0	1.6s	-16	13°	12°
57	Tmp	161	0.346	11:45:14.09	11:45:14.84	0	0.8s	+8	13°	12°
58	Tmp	163	0.461	11:45:28.76	11:45:28.72	0	0.0s	-0	1°	12°
59	Tmp	168	0.389	11:46:28.06	11:46:29.36	0	1.3s	+13	11°	12°
60	Tmp	170	0.664	11:47:04.96	11:47:06.00	0	1.0s	+10	16°	12°
61	Tmp	176	0.050	11:48:44.80	11:48:43.57	0	1.2s	-12	13°	12°
62	Tmp	179	0.653	11:49:38.03	11:49:35.86	0	2.2s	-22	24°	12°
63	Tmp	180	0.079	11:50:16.23	11:50:16.07	0	0.2s	-2	5°	12°
64	Tmp	181	0.548	11:50:52.39	11:50:51.77	0	0.6s	-6	18°	12°
65	Tmp	182	1.089	11:51:33.14	11:51:33.52	0	0.4s	+4	7°	12°
66	Tmp	186	0.151	11:52:05.01	11:52:07.96	0	3.0s	[+30]	20°	12°
67	Tmp	192	0.467	11:52:55.91	11:52:50.07	0	5.8s	-58	16°	13°

68	Tmp	194	0.121	11:53:17.65	11:53:22.23	0	4.6s	[+46]	23°	13°
69	Tmp	196	0.748	11:54:04.67	11:54:03.90	0	0.8s	-8	7°	13°
70	Tmp	198	1.380	11:54:59.96	11:54:59.49	0	0.5s	-5	8°	13°
71	Tmp	203	0.079	11:56:31.12	11:56:31.08	0	0.0s	-0	1°	13°
72	Tmp	204	0.548	11:57:07.28	11:57:07.50	0	0.2s	+2	3°	13°
73	Tmp	205	1.089	11:57:48.03	11:57:47.69	0	0.3s	-3	6°	13°
74	Tmp	207	1.209	11:58:00.34	11:58:01.35	0	1.0s	+10	20°	13°
75	Tmp	209	1.359	11:58:14.00	11:58:16.46	0	2.5s	[+25]	16°	13°

Etapa A	Num	48	Pen	0	PCZ	4	Total PP	644	PG	3
---------	-----	----	-----	---	-----	---	----------	-----	----	---

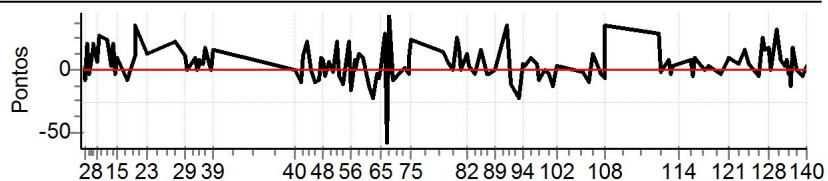
76	Tmp	217	0.487	12:05:45.88	12:05:47.38	0	1.5s	+15	24°	24°
77	Tmp	219	1.121	12:06:57.03	12:06:57.52	0	0.5s	+5	21°	23°
78	Tmp	219	1.746	12:08:05.21	12:08:05.28	0	0.1s	+1	3°	17°
79	Tmp	221	0.108	12:08:54.81	12:08:57.49	0	2.7s	[+27]	24°	22°
80	Tmp	222	0.398	12:09:17.23	12:09:18.98	0	1.8s	+18	23°	23°
81	Tmp	225	0.069	12:10:03.98	12:10:04.04	0	0.1s	+1	1°	22°
82	Tmp	230	0.349	12:11:21.58	12:11:22.97	0	1.4s	+14	18°	21°
83	Tmp	232	0.720	12:11:51.82	12:11:52.23	0	0.4s	+4	5°	19°
84	Tmp	237	0.463	12:12:55.49	12:12:55.16	0	0.3s	-3	4°	18°
85	Tmp	243	0.039	12:13:55.44	12:13:56.39	0	1.0s	+10	19°	17°
86	Tmp	245	0.512	12:14:35.45	12:14:37.12	0	1.7s	+17	15°	17°
87	Tmp	249	1.164	12:15:39.97	12:15:39.80	0	0.2s	-2	3°	17°
88	Tmp	252	1.443	12:16:20.43	12:16:20.18	0	0.3s	-3	4°	17°
89	Tmp	254	2.051	12:17:32.39	12:17:32.36	0	0.0s	-0	1°	17°
90	Tmp	260	3.082	12:19:00.60	12:19:02.54	0	1.9s	+19	18°	17°
91	Tmp	265	3.679	12:20:18.08	12:20:21.75	0	3.7s	[+37]	18°	16°
92	Tmp	270	0.459	12:21:31.20	12:21:30.15	0	1.1s	-11	13°	16°
93	Tmp	274	1.071	12:23:00.91	12:22:58.66	0	2.3s	[-23]	17°	17°
94	Tmp	276	0.589	12:24:23.15	12:24:23.65	0	0.5s	+5	15°	16°
95	Tmp	279	0.095	12:24:45.80	12:24:46.21	0	0.4s	+4	16°	17°
96	Tmp	283	0.683	12:25:50.81	12:25:51.82	0	1.0s	+10	15°	15°
97	Tmp	289	1.678	12:27:29.62	12:27:30.22	0	0.6s	+6	14°	15°
98	Tmp	290	1.853	12:27:48.77	12:27:48.04	0	0.7s	-7	9°	15°
99	Tmp	294	0.095	12:29:24.55	12:29:24.60	0	0.1s	+1	1°	14°
100	Tmp	296	0.483	12:30:09.85	12:30:09.64	0	0.2s	-2	6°	14°
101	Tmp	298	0.130	12:31:03.20	12:31:01.98	0	1.2s	-12	16°	14°
102	Tmp	304	0.722	12:32:06.59	12:32:06.92	0	0.3s	+3	10°	14°
103	Tmp	308	0.233	12:37:56.10	12:37:56.03	0	0.1s	-1	1°	14°
104	Tmp	310	1.358	12:39:25.14	12:39:24.22	0	0.9s	-9	11°	14°
105	Tmp	312	1.751	12:40:19.94	12:40:21.21	0	1.3s	+13	21°	14°
106	Tmp	316	2.886	12:42:09.25	12:42:09.09	0	0.2s	-2	7°	14°
107	Tmp	317	3.364	12:42:52.91	12:42:52.35	0	0.6s	-6	8°	14°
108	Tmp	318	3.613	12:43:16.64	12:43:20.35	0	3.7s	+37	20°	14°
109	Tmp	327	0.880	12:55:42.92	12:55:45.83	0	2.9s	[+29]	23°	14°
110	Tmp	327	1.159	12:56:08.67	12:56:08.60	0	0.1s	-1	2°	14°
111	Tmp	331	0.781	12:57:53.34	12:57:54.21	0	0.9s	+9	19°	14°
112	Tmp	332	0.234	12:58:19.82	12:58:19.57	0	0.3s	-3	13°	14°
113	Tmp	333	0.549	12:58:45.27	12:58:45.67	0	0.4s	+4	12°	14°
114	Tmp	338	1.315	13:00:18.14	13:00:18.68	0	0.5s	+5	8°	14°
115	Tmp	345	2.260	13:03:09.39	13:03:10.23	0	0.8s	+8	15°	14°
116	Tmp	346	0.234	13:03:35.87	13:03:35.38	0	0.5s	-5	21°	14°
117	Tmp	348	0.555	13:04:05.18	13:04:06.30	0	1.1s	+11	20°	14°
118	Tmp	353	1.571	13:06:01.72	13:06:01.80	0	0.1s	+1	2°	14°
119	Tmp	356	2.311	13:07:04.04	13:07:04.45	0	0.4s	+4	11°	14°
120	Tmp	362	0.555	13:09:47.79	13:09:47.60	0	0.2s	-2	3°	14°
121	Tmp	369	0.036	13:11:46.80	13:11:47.76	0	1.0s	+10		

Performance Individual

129	Canc	393	0.679	--:--:--	--:--:--	0		+0	2°	14°
130	Tmp	395	0.075	13:23:02.71	13:23:05.97	0	3.3s	+33	19°	14°
131	Tmp	398	0.308	13:23:50.13	13:23:50.96	0	0.8s	+8	6°	13°
132	Tmp	401	0.721	13:24:52.36	13:24:52.72	0	0.4s	+4	5°	13°
133	Tmp	404	0.031	13:25:07.41	13:25:08.33	0	0.9s	+9	8°	14°
134	Tmp	406	0.358	13:25:44.46	13:25:44.15	0	0.3s	-3	6°	13°
135	Tmp	408	0.031	13:25:59.24	13:25:58.92	0	0.3s	-3	11°	13°
136	Tmp	408	0.155	13:26:12.76	13:26:11.44	0	1.3s	-13	13°	14°
137	Tmp	411	0.113	13:26:37.12	13:26:39.05	0	1.9s	+19	5°	13°
138	Tmp	414	0.133	13:27:18.40	13:27:18.54	0	0.1s	+1	1°	12°
139	Tmp	417	0.865	13:28:46.04	13:28:45.51	0	0.5s	-5	15°	12°
140	Tmp	420	1.308	13:29:45.45	13:29:45.83	0	0.4s	+4	3°	12°

Etapa B	Num	48	Pen	0	PCZ	1	Total PP	473	PG	4
---------	-----	----	-----	---	-----	---	----------	-----	----	---

Num	46	A	PG	3	13°	B	PG	4	12°	Tot PG	7	Col.	13°
-----	----	---	----	---	-----	---	----	---	-----	--------	---	------	-----



Performance Individual

129	Canc	393	0.679	--:--:--	--:--:--	0		+0	1°	22°
130	Tmp	395	0.075	13:24:02.71	13:24:03.83	0	1.1s	+11	5°	22°
131	Tmp	398	0.308	13:24:50.13	13:24:51.34	0	1.2s	+12	12°	22°
132	Tmp	401	0.721	13:25:52.36	13:25:54.60	0	2.2s	[+22]	22°	22°
133	Tmp	404	0.031	13:26:07.41	13:26:08.90	0	1.5s	+15	18°	22°
134	Tmp	406	0.358	13:26:44.46	13:26:45.66	0	1.2s	+12	16°	22°
135	Tmp	408	0.031	13:26:59.24	13:26:59.38	0	0.1s	+1	3°	22°
136	Tmp	408	0.155	13:27:12.76	13:27:12.69	0	0.1s	-1	1°	22°
137	Tmp	411	0.113	13:27:37.12	13:27:42.59	0	5.5s	+55	23°	22°
138	Tmp	414	0.133	13:28:18.40	13:28:19.53	0	1.1s	+11	17°	22°
139	Tmp	417	0.865	13:29:46.04	13:29:47.33	0	1.3s	+13	22°	22°
140	Tmp	420	1.308	13:30:45.45	13:30:46.80	0	1.4s	+14	18°	22°

Etapa B	Num	49	Pen	0	PCZ	1	Total PP	1745	PG	0
---------	-----	----	-----	---	-----	---	----------	------	----	---

Num	47	A PG	10	6°	B PG	0	22°	Tot PG	10	Col.	12°
-----	----	------	----	----	------	---	-----	--------	----	------	-----

