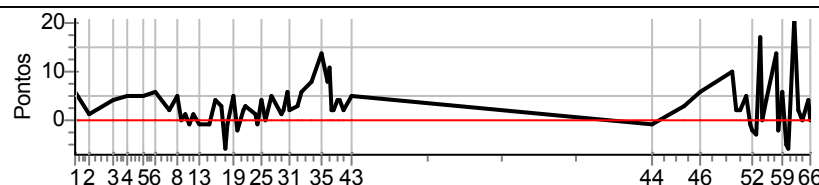


Performance Individual

PC	Tp	Trc	DistPC	Ideal	Passagem	Pen	Erro	Pontos	NoPC	AtePC
N	1	1 / Acyr Hideki Rodrigues da Silva / Renan P. Medeiros								
u	5°	Cat / NL / Largada SUPER MASTER / 15 / 08:15:00								
m		Corupa TROLLER								
PC	Tp	Trc	DistPC	Ideal	Passagem	Pen	Erro	Pontos	NoPC	AtePC
1	Tmp	4	11.209	13:18:11.86	13:18:12.41	0	0.6s	+6	19°	19°
2	Tmp	7	12.631	13:20:19.01	13:20:19.08	0	0.1s	+1	9°	15°
3	Tmp	11	14.756	13:23:41.69	13:23:42.05	0	0.4s	+4	8°	13°
4	Tmp	12	16.190	13:25:46.79	13:25:47.32	0	0.5s	+5	13°	12°
5	Tmp	15	17.631	13:28:01.14	13:28:01.68	0	0.5s	+5	2°	12°
6	Tmp	18	19.050	13:29:54.19	13:29:54.83	0	0.6s	+6	8°	11°
7	Tmp	18	20.378	13:31:48.02	13:31:48.26	0	0.2s	+2	9°	12°
8	Tmp	20	0.578	13:33:02.40	13:33:02.85	0	0.5s	+5	13°	12°
9	Tmp	22	0.868	13:33:35.77	13:33:35.73	0	0.0s	0	3°	11°
10	Tmp	25	1.220	13:34:21.05	13:34:21.15	0	0.1s	+1	4°	9°
11	Tmp	27	1.431	13:34:47.35	13:34:47.30	0	0.1s	-1	3°	7°
12	Tmp	29	1.732	13:35:21.00	13:35:21.08	0	0.1s	+1	3°	7°
13	Tmp	33	2.138	13:36:13.36	13:36:13.29	0	0.1s	-1	3°	4°
14	Tmp	37	2.987	13:37:37.37	13:37:37.24	0	0.1s	-1	2°	3°
15	Tmp	40	3.330	13:38:33.93	13:38:34.30	0	0.4s	+4	4°	3°
16	Tmp	44	3.768	13:39:30.81	13:39:31.09	0	0.3s	+3	5°	2°
17	Tmp	45	4.011	13:40:01.00	13:40:00.45	0	0.6s	-6	17°	4°
18	Tmp	46	4.293	13:40:22.74	13:40:22.62	0	0.1s	-1	5°	4°
19	Tmp	52	4.676	13:41:05.81	13:41:06.34	0	0.5s	+5	6°	4°
20	Tmp	54	5.014	13:41:42.05	13:41:41.89	0	0.2s	-2	8°	4°
21	Tmp	57	5.380	13:42:39.24	13:42:39.44	0	0.2s	+2	4°	3°
22	Tmp	59	5.584	13:43:01.51	13:43:01.85	0	0.3s	+3	2°	3°
23	Tmp	63	6.272	13:44:24.40	13:44:24.53	0	0.1s	+1	4°	3°
24	Tmp	64	6.513	13:44:43.66	13:44:43.53	0	0.1s	-1	5°	2°
25	Tmp	69	6.777	13:45:15.38	13:45:15.80	0	0.4s	+4	11°	2°
26	Tmp	71	7.116	13:45:45.91	13:45:45.95	0	0.0s	0	2°	2°
27	Tmp	76	7.607	13:46:42.77	13:46:43.26	0	0.5s	+5	14°	2°
28	Tmp	79	8.175	13:48:09.91	13:48:09.99	0	0.1s	+1	6°	2°
29	Tmp	81	8.470	13:48:36.97	13:48:37.21	0	0.2s	+2	5°	2°
30	Tmp	83	8.748	13:49:05.01	13:49:05.56	0	0.6s	+6	10°	2°
31	Tmp	85	8.924	13:49:21.67	13:49:21.91	0	0.2s	+2	10°	2°
32	Tmp	88	9.250	13:50:24.38	13:50:24.72	0	0.3s	+3	8°	2°
33	Tmp	90	9.588	13:51:15.02	13:51:15.60	0	0.6s	+6	6°	2°
34	Tmp	94	10.163	13:52:43.33	13:52:44.09	0	0.8s	+8	4°	2°
35	Tmp	99	10.640	13:54:00.67	13:54:02.10	0	1.4s	[+14]	20°	2°
36	Tmp	102	11.004	13:54:56.31	13:54:57.15	0	0.8s	+8	17°	2°
37	Tmp	104	11.145	13:55:17.23	13:55:18.34	0	1.1s	[+11]	19°	3°
38	Tmp	105	11.295	13:55:33.33	13:55:33.52	0	0.2s	+2	9°	3°
39	Tmp	107	11.497	13:55:52.41	13:55:52.63	0	0.2s	+2	11°	3°
40	Tmp	109	11.855	13:56:23.30	13:56:23.72	0	0.4s	+4	13°	4°
41	Tmp	110	12.079	13:56:44.28	13:56:44.71	0	0.4s	+4	15°	4°
42	Tmp	112	12.374	13:57:17.50	13:57:17.69	0	0.2s	+2	11°	4°
43	Tmp	114	12.922	13:58:20.84	13:58:21.37	0	0.5s	+5	12°	5°
44	Tmp	124	1.791	14:42:07.89	14:42:07.83	0	0.1s	-1	5°	5°
45	Tmp	129	4.728	14:46:46.73	14:46:47.07	0	0.3s	+3	14°	5°
46	Tmp	133	6.318	14:49:12.28	14:49:12.91	0	0.6s	+6	19°	5°
47	Tmp	138	0.396	14:53:45.17	14:53:46.13	0	1.0s	+10	19°	5°
48	Tmp	139	0.641	14:54:16.29	14:54:16.44	0	0.2s	+2	7°	6°
49	Tmp	142	1.113	14:54:55.96	14:54:56.13	0	0.2s	+2	3°	5°
50	Tmp	144	1.712	14:55:53.62	14:55:54.13	0	0.5s	+5	11°	7°
51	Tmp	146	2.013	14:56:27.48	14:56:27.38	0	0.1s	-1	4°	5°
52	Tmp	147	2.215	14:56:49.52	14:56:49.37	0	0.2s	-2	8°	5°
53	Tmp	149	2.498	14:57:19.04	14:57:18.79	0	0.3s	-3	12°	5°
54	Tmp	151	2.742	14:57:43.33	14:57:44.99	0	1.7s	[+17]	15°	5°
55	Tmp	153	2.945	14:58:01.15	14:58:01.19	0	0.0s	0	1°	5°
56	Tmp	157	3.333	14:58:46.95	14:58:47.32	0	0.4s	+4	5°	5°
57	Tmp	162	4.086	15:00:04.55	15:00:05.92	0	1.4s	[+14]	8°	5°

PC	Tp	Trc	DistPC	Ideal	Passagem	Pen	Erro	Pontos	NoPC	AtePC
58	Tmp	164	4.357	15:00:34.76	15:00:34.54	0	0.2s	-2	4°	3°
59	Tmp	167	4.647	15:01:09.06	15:01:09.70	0	0.6s	+6	5°	3°
60	Tmp	169	4.926	15:01:32.03	15:01:31.51	0	0.5s	-5	11°	4°
61	Tmp	170	5.116	15:01:51.88	15:01:51.27	0	0.6s	-6	15°	5°
62	Tmp	171	5.558	15:02:48.71	15:02:50.78	0	2.1s	[+21]	4°	5°
63	Tmp	174	5.925	15:03:21.12	15:03:21.33	0	0.2s	+2	9°	5°
64	Tmp	176	6.374	15:04:04.01	15:04:04.05	0	0.0s	0	3°	5°
65	Tmp	179	6.729	15:04:46.85	15:04:47.21	0	0.4s	+4	13°	5°
66	Tmp	181	7.027	15:05:08.76	15:05:08.72	0	0.0s	0	1°	5°

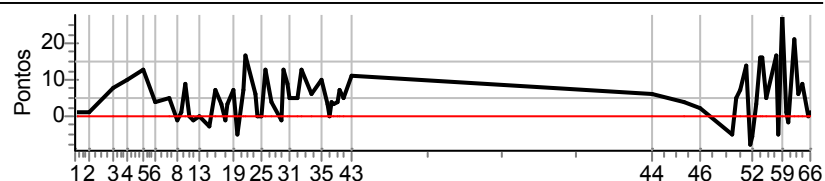
Num	1	Pen	0	PCZ	5	Total PP	195	Col. Final	5°
-----	---	-----	---	-----	---	----------	-----	------------	----



Performance Individual

PC	Tp	Trc	DistPC	Ideal	Passagem	Pen	Erro	Pontos	NoPC	AtePC
N	2	2 / Aparecido Matias Fernandes / Rodrigo Juliano Borges								
u		Cat / NL / Largada SUPER MASTER / 4 / 08:04:00								
m	17°	Maringa PAJERO UFULL								
PC	Tp	Trc	DistPC	Ideal	Passagem	Pen	Erro	Pontos	NoPC	AtePC
1	Tmp	4	11.209	13:07:11.86	13:07:11.97	0	0.1s	+1	10°	10°
2	Tmp	7	12.631	13:09:19.01	13:09:19.09	0	0.1s	+1	13°	8°
3	Tmp	11	14.756	13:12:41.69	13:12:42.51	0	0.8s	+8	16°	8°
4	Tmp	12	16.190	13:14:46.79	13:14:47.77	0	1.0s	+10	20°	13°
5	Tmp	15	17.631	13:17:01.14	13:17:02.44	0	1.3s	+13	19°	16°
6	Tmp	18	19.050	13:18:54.19	13:18:54.62	0	0.4s	+4	6°	13°
7	Tmp	18	20.378	13:20:48.02	13:20:48.48	0	0.5s	+5	17°	14°
8	Tmp	20	0.578	13:22:02.40	13:22:02.32	0	0.1s	-1	4°	13°
9	Tmp	22	0.868	13:22:35.77	13:22:35.90	0	0.1s	+1	7°	13°
10	Tmp	25	1.220	13:23:21.05	13:23:21.93	0	0.9s	+9	15°	14°
11	Tmp	27	1.431	13:23:47.35	13:23:47.39	0	0.0s	0	2°	12°
12	Tmp	29	1.732	13:24:21.00	13:24:20.95	0	0.1s	-1	7°	10°
13	Tmp	33	2.138	13:25:13.36	13:25:13.36	0	0.0s	0	2°	10°
14	Tmp	37	2.987	13:26:37.37	13:26:37.05	0	0.3s	-3	11°	10°
15	Tmp	40	3.330	13:27:33.93	13:27:34.60	0	0.7s	+7	10°	9°
16	Tmp	44	3.768	13:28:30.81	13:28:31.11	0	0.3s	+3	6°	7°
17	Tmp	45	4.011	13:29:01.00	13:29:00.92	0	0.1s	-1	6°	7°
18	Tmp	46	4.293	13:29:22.74	13:29:23.08	0	0.3s	+3	16°	8°
19	Tmp	52	4.676	13:30:05.81	13:30:06.55	0	0.7s	+7	10°	8°
20	Tmp	54	5.014	13:30:42.05	13:30:41.56	0	0.5s	-5	15°	9°
21	Tmp	57	5.380	13:31:39.24	13:31:39.98	0	0.7s	+7	12°	8°
22	Tmp	59	5.584	13:32:01.51	13:32:03.16	0	1.7s	[+17]	12°	8°
23	Tmp	63	6.272	13:33:24.40	13:33:25.03	0	0.6s	+6	17°	9°
24	Tmp	64	6.513	13:33:43.66	13:33:43.63	0	0.0s	0	3°	8°
25	Tmp	69	6.777	13:34:15.38	13:34:15.39	0	0.0s	0	1°	6°
26	Tmp	71	7.116	13:34:45.91	13:34:47.25	0	1.3s	+13	19°	10°
27	Tmp	76	7.607	13:35:42.77	13:35:43.13	0	0.4s	+4	13°	10°
28	Tmp	79	8.175	13:37:09.91	13:37:09.85	0	0.1s	-1	12°	10°
29	Tmp	81	8.470	13:37:36.97	13:37:38.24	0	1.3s	+13	19°	12°
30	Tmp	83	8.748	13:38:05.01	13:38:05.91	0	0.9s	+9	15°	11°
31	Tmp	85	8.924	13:38:21.67	13:38:22.18	0	0.5s	+5	18°	11°
32	Tmp	88	9.250	13:39:24.38	13:39:24.85	0	0.5s	+5	17°	12°
33	Tmp	90	9.588	13:40:15.02	13:40:16.27	0	1.3s	+13	17°	12°
34	Tmp	94	10.163	13:41:43.33	13:41:43.96	0	0.6s	+6	2°	11°
35	Tmp	99	10.640	13:43:00.67	13:43:01.64	0	1.0s	+10	19°	12°
36	Tmp	102	11.004	13:43:56.31	13:43:56.60	0	0.3s	+3	12°	13°
37	Tmp	104	11.145	13:44:17.23	13:44:17.23	0	0.0s	0	2°	12°
38	Tmp	105	11.295	13:44:33.33	13:44:33.72	0	0.4s	+4	15°	13°
39	Tmp	107	11.497	13:44:52.41	13:44:52.74	0	0.3s	+3	14°	13°
40	Tmp	109	11.855	13:45:23.30	13:45:23.72	0	0.4s	+4	16°	14°
41	Tmp	110	12.079	13:45:44.28	13:45:45.01	0	0.7s	+7	20°	14°
42	Tmp	112	12.374	13:46:17.50	13:46:18.03	0	0.5s	+5	18°	14°
43	Tmp	114	12.922	13:47:20.84	13:47:21.91	0	1.1s	+11	18°	16°
44	Tmp	124	1.791	14:31:07.89	14:31:08.49	0	0.6s	+6	20°	16°
45	Tmp	129	4.728	14:35:46.73	14:35:47.13	0	0.4s	+4	16°	16°
46	Tmp	133	6.318	14:38:12.28	14:38:12.48	0	0.2s	+2	14°	16°
47	Tmp	138	0.396	14:42:45.17	14:42:44.63	0	0.5s	-5	11°	17°
48	Tmp	139	0.641	14:43:16.29	14:43:16.75	0	0.5s	+5	19°	17°
49	Tmp	142	1.113	14:43:55.96	14:43:56.64	0	0.7s	+7	15°	17°
50	Tmp	144	1.712	14:44:53.62	14:44:55.02	0	1.4s	+14	19°	17°
51	Tmp	146	2.013	14:45:27.48	14:45:26.66	0	0.8s	-8	19°	17°
52	Tmp	147	2.215	14:45:49.52	14:45:48.92	0	0.6s	-6	18°	17°
53	Tmp	149	2.498	14:46:19.04	14:46:19.36	0	0.3s	+3	13°	17°
54	Tmp	151	2.742	14:46:43.33	14:46:44.89	0	1.6s	[+16]	13°	17°
55	Tmp	153	2.945	14:47:01.15	14:47:02.79	0	1.6s	+16	18°	17°
56	Tmp	157	3.333	14:47:46.95	14:47:47.42	0	0.5s	+5	7°	17°
57	Tmp	162	4.086	14:49:04.55	14:49:06.26	0	1.7s	[+17]	12°	17°

PC	Tp	Trc	DistPC	Ideal	Passagem	Pen	Erro	Pontos	NoPC	AtePC
58	Tmp	164	4.357	14:49:34.76	14:49:34.28	0	0.5s	-5	9°	17°
59	Tmp	167	4.647	14:50:09.06	14:50:11.87	0	2.8s	[+28]	18°	18°
60	Tmp	169	4.926	14:50:32.03	14:50:32.10	0	0.1s	+1	4°	17°
61	Tmp	170	5.116	14:50:51.88	14:50:51.72	0	0.2s	-2	10°	17°
62	Tmp	171	5.558	14:51:48.71	14:51:50.81	0	2.1s	[+21]	6°	17°
63	Tmp	174	5.925	14:52:21.12	14:52:21.72	0	0.6s	+6	16°	18°
64	Tmp	176	6.374	14:53:04.01	14:53:04.93	0	0.9s	+9	18°	18°
65	Tmp	179	6.729	14:53:46.85	14:53:46.86	0	0.0s	0	2°	17°
66	Tmp	181	7.027	14:54:08.76	14:54:08.89	0	0.1s	+1	8°	17°
Num	2	Pen	0	PCZ	6	Total PP	317	Col. Final	17°	

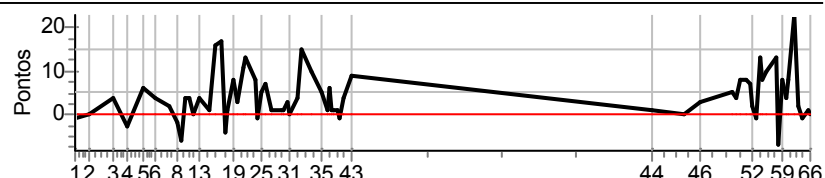


Performance Individual

PC	Tp	Trc	DistPC	Ideal	Passagem	Pen	Erro	Pontos	NoPC	AtePC
N	3	3 / Paulo Roberto de Goes / Jhonatan Ardigo								
u		Cat / NL / Largada SUPER MASTER / 8 / 08:08:00								
m	11°	Joinville TROLLER								
PC	Tp	Trc	DistPC	Ideal	Passagem	Pen	Erro	Pontos	NoPC	AtePC
1	Tmp	4	11.209	13:11:11.86	13:11:11.75	0	0.1s	-1	8°	8°
2	Tmp	7	12.631	13:13:19.01	13:13:18.97	0	0.0s	0	4°	5°
3	Tmp	11	14.756	13:16:41.69	13:16:42.11	0	0.4s	+4	9°	7°
4	Tmp	12	16.190	13:18:46.79	13:18:46.45	0	0.3s	-3	8°	6°
5	Tmp	15	17.631	13:21:01.14	13:21:01.77	0	0.6s	+6	7°	6°
6	Tmp	18	19.050	13:22:54.19	13:22:54.58	0	0.4s	+4	5°	8°
7	Tmp	18	20.378	13:24:48.02	13:24:48.17	0	0.2s	+2	12°	7°
8	Tmp	20	0.578	13:26:02.40	13:26:02.20	0	0.2s	-2	8°	6°
9	Tmp	22	0.868	13:26:35.77	13:26:35.21	0	0.6s	-6	18°	9°
10	Tmp	25	1.220	13:27:21.05	13:27:21.42	0	0.4s	+4	10°	7°
11	Tmp	27	1.431	13:27:47.35	13:27:47.74	0	0.4s	+4	12°	8°
12	Tmp	29	1.732	13:28:21.00	13:28:21.03	0	0.0s	0	1°	6°
13	Tmp	33	2.138	13:29:13.36	13:29:13.77	0	0.4s	+4	14°	6°
14	Tmp	37	2.987	13:30:37.37	13:30:37.45	0	0.1s	+1	4°	6°
15	Tmp	40	3.330	13:31:33.93	13:31:35.56	0	1.6s	[+16]	19°	6°
16	Tmp	44	3.768	13:32:30.81	13:32:32.55	0	1.7s	[+17]	18°	6°
17	Tmp	45	4.011	13:33:01.00	13:33:00.57	0	0.4s	-4	14°	8°
18	Tmp	46	4.293	13:33:22.74	13:33:22.88	0	0.1s	+1	6°	6°
19	Tmp	52	4.676	13:34:05.81	13:34:06.61	0	0.8s	+8	11°	7°
20	Tmp	54	5.014	13:34:42.05	13:34:42.37	0	0.3s	+3	11°	7°
21	Tmp	57	5.380	13:35:39.24	13:35:40.30	0	1.1s	+11	16°	11°
22	Tmp	59	5.584	13:36:01.51	13:36:02.85	0	1.3s	[+13]	5°	11°
23	Tmp	63	6.272	13:37:24.40	13:37:25.22	0	0.8s	+8	19°	13°
24	Tmp	64	6.513	13:37:43.66	13:37:43.53	0	0.1s	-1	7°	12°
25	Tmp	69	6.777	13:38:15.38	13:38:15.86	0	0.5s	+5	13°	12°
26	Tmp	71	7.116	13:38:45.91	13:38:46.57	0	0.7s	+7	15°	13°
27	Tmp	76	7.607	13:39:42.77	13:39:42.86	0	0.1s	+1	2°	11°
28	Tmp	79	8.175	13:41:09.91	13:41:10.02	0	0.1s	+1	9°	11°
29	Tmp	81	8.470	13:41:36.97	13:41:37.06	0	0.1s	+1	4°	10°
30	Tmp	83	8.748	13:42:05.01	13:42:05.29	0	0.3s	+3	4°	10°
31	Tmp	85	8.924	13:42:21.67	13:42:21.63	0	0.0s	0	2°	10°
32	Tmp	88	9.250	13:43:24.38	13:43:24.77	0	0.4s	+4	15°	10°
33	Tmp	90	9.588	13:44:15.02	13:44:16.50	0	1.5s	[+15]	18°	10°
34	Tmp	94	10.163	13:45:43.33	13:45:44.32	0	1.0s	+10	6°	10°
35	Tmp	99	10.640	13:47:00.67	13:47:01.12	0	0.5s	+5	13°	10°
36	Tmp	102	11.004	13:47:56.31	13:47:56.45	0	0.1s	+1	4°	10°
37	Tmp	104	11.145	13:48:17.23	13:48:17.79	0	0.6s	+6	14°	10°
38	Tmp	105	11.295	13:48:33.33	13:48:33.47	0	0.1s	+1	5°	10°
39	Tmp	107	11.497	13:48:52.41	13:48:52.55	0	0.1s	+1	6°	10°
40	Tmp	109	11.855	13:49:23.30	13:49:23.44	0	0.1s	+1	7°	10°
41	Tmp	110	12.079	13:49:44.28	13:49:44.23	0	0.1s	-1	9°	10°
42	Tmp	112	12.374	13:50:17.50	13:50:17.90	0	0.4s	+4	17°	10°
43	Tmp	114	12.922	13:51:20.84	13:51:21.70	0	0.9s	+9	16°	10°
44	Tmp	124	1.791	14:35:07.89	14:35:07.98	0	0.1s	+1	7°	10°
45	Tmp	129	4.728	14:39:46.73	14:39:46.74	0	0.0s	0	2°	10°
46	Tmp	133	6.318	14:42:12.28	14:42:12.61	0	0.3s	+3	16°	10°
47	Tmp	138	0.396	14:46:45.17	14:46:45.64	0	0.5s	+5	10°	10°
48	Tmp	139	0.641	14:47:16.29	14:47:16.66	0	0.4s	+4	16°	10°
49	Tmp	142	1.113	14:47:55.96	14:47:56.79	0	0.8s	+8	16°	10°
50	Tmp	144	1.712	14:48:53.62	14:48:54.43	0	0.8s	+8	16°	10°
51	Tmp	146	2.013	14:49:27.48	14:49:28.21	0	0.7s	+7	16°	11°
52	Tmp	147	2.215	14:49:49.52	14:49:49.69	0	0.2s	+2	10°	10°
53	Tmp	149	2.498	14:50:19.04	14:50:18.96	0	0.1s	-1	8°	10°
54	Tmp	151	2.742	14:50:43.33	14:50:44.61	0	1.3s	+13	6°	12°
55	Tmp	153	2.945	14:51:01.15	14:51:01.97	0	0.8s	+8	8°	11°
56	Tmp	157	3.333	14:51:46.95	14:51:47.91	0	1.0s	+10	13°	12°
57	Tmp	162	4.086	14:53:04.55	14:53:05.82	0	1.3s	+13	7°	12°

PC	Tp	Trc	DistPC	Ideal	Passagem	Pen	Erro	Pontos	NoPC	AtePC
58	Tmp	164	4.357	14:53:34.76	14:53:34.04	0	0.7s	-7	12°	11°
59	Tmp	167	4.647	14:54:09.06	14:54:09.81	0	0.8s	+8	10°	12°
60	Tmp	169	4.926	14:54:32.03	14:54:32.46	0	0.4s	+4	10°	12°
61	Tmp	170	5.116	14:54:51.88	14:54:52.69	0	0.8s	+8	16°	11°
62	Tmp	171	5.558	14:55:48.71	14:55:50.98	0	2.3s	[+23]	9°	11°
63	Tmp	174	5.925	14:56:21.12	14:56:21.34	0	0.2s	+2	10°	11°
64	Tmp	176	6.374	14:57:04.01	14:57:03.93	0	0.1s	-1	7°	11°
65	Tmp	179	6.729	14:57:46.85	14:57:46.99	0	0.1s	+1	7°	11°
66	Tmp	181	7.027	14:58:08.76	14:58:08.77	0	0.0s	0	3°	11°

Num	3	Pen	0	PCZ	5	Total PP	252	Col. Final	11°
-----	---	-----	---	-----	---	----------	-----	------------	-----

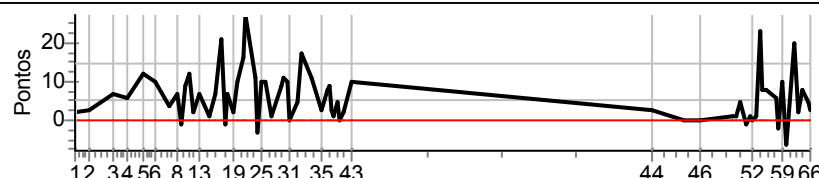


Performance Individual

PC	Tp	Trc	DistPC	Ideal	Passagem	Pen	Erro	Pontos	NoPC	AtePC
N	4	4 / Oscar Jose Schmidt / Gustavo Schmidt								
u	18°	Cat / NL / Largada SUPER MASTER / 3 / 08:03:00								
m	18°	Sao Jose TROLLER								
PC	Tp	Trc	DistPC	Ideal	Passagem	Pen	Erro	Pontos	NoPC	AtePC
1	Tmp	4	11.209	13:06:11.86	13:06:12.07	0	0.2s	+2	14°	14°
2	Tmp	7	12.631	13:08:19.01	13:08:19.30	0	0.3s	+3	16°	18°
3	Tmp	11	14.756	13:11:41.69	13:11:42.40	0	0.7s	+7	14°	14°
4	Tmp	12	16.190	13:13:46.79	13:13:47.41	0	0.6s	+6	16°	15°
5	Tmp	15	17.631	13:16:01.14	13:16:02.33	0	1.2s	+12	18°	14°
6	Tmp	18	19.050	13:17:54.19	13:17:55.23	0	1.0s	+10	20°	16°
7	Tmp	18	20.378	13:19:48.02	13:19:48.42	0	0.4s	+4	16°	17°
8	Tmp	20	0.578	13:21:02.40	13:21:03.13	0	0.7s	+7	19°	19°
9	Tmp	22	0.868	13:21:35.77	13:21:35.70	0	0.1s	-1	8°	18°
10	Tmp	25	1.220	13:22:21.05	13:22:21.93	0	0.9s	+9	16°	19°
11	Tmp	27	1.431	13:22:47.35	13:22:48.59	0	1.2s	+12	20°	19°
12	Tmp	29	1.732	13:23:21.00	13:23:21.22	0	0.2s	+2	9°	19°
13	Tmp	33	2.138	13:24:13.36	13:24:14.08	0	0.7s	+7	18°	19°
14	Tmp	37	2.987	13:25:37.37	13:25:37.48	0	0.1s	+1	7°	18°
15	Tmp	40	3.330	13:26:33.93	13:26:34.60	0	0.7s	+7	11°	18°
16	Tmp	44	3.768	13:27:30.81	13:27:32.94	0	2.1s	[+21]	19°	18°
17	Tmp	45	4.011	13:28:01.00	13:28:00.92	0	0.1s	-1	7°	17°
18	Tmp	46	4.293	13:28:22.74	13:28:23.46	0	0.7s	+7	20°	18°
19	Tmp	52	4.676	13:29:05.81	13:29:05.99	0	0.2s	+2	3°	17°
20	Tmp	54	5.014	13:29:42.05	13:29:43.06	0	1.0s	+10	18°	18°
21	Tmp	57	5.380	13:30:39.24	13:30:40.88	0	1.6s	+16	19°	17°
22	Tmp	59	5.584	13:31:01.51	13:31:04.17	0	2.7s	[+27]	19°	18°
23	Tmp	63	6.272	13:32:24.40	13:32:25.48	0	1.1s	+11	20°	19°
24	Tmp	64	6.513	13:32:43.66	13:32:43.40	0	0.3s	-3	13°	19°
25	Tmp	69	6.777	13:33:15.38	13:33:16.40	0	1.0s	+10	18°	18°
26	Tmp	71	7.116	13:33:45.91	13:33:46.92	0	1.0s	+10	17°	19°
27	Tmp	76	7.607	13:34:42.77	13:34:42.87	0	0.1s	+1	4°	18°
28	Tmp	79	8.175	13:36:09.91	13:36:10.78	0	0.9s	+9	20°	18°
29	Tmp	81	8.470	13:36:36.97	13:36:38.08	0	1.1s	+11	18°	19°
30	Tmp	83	8.748	13:37:05.01	13:37:06.00	0	1.0s	+10	16°	18°
31	Tmp	85	8.924	13:37:21.67	13:37:21.64	0	0.0s	0	3°	18°
32	Tmp	88	9.250	13:38:24.38	13:38:24.85	0	0.5s	+5	18°	18°
33	Tmp	90	9.588	13:39:15.02	13:39:16.70	0	1.7s	[+17]	19°	18°
34	Tmp	94	10.163	13:40:43.33	13:40:44.43	0	1.1s	+11	7°	18°
35	Tmp	99	10.640	13:42:00.67	13:42:01.01	0	0.3s	+3	9°	18°
36	Tmp	102	11.004	13:42:56.31	13:42:57.11	0	0.8s	+8	18°	18°
37	Tmp	104	11.145	13:43:17.23	13:43:18.17	0	0.9s	+9	18°	18°
38	Tmp	105	11.295	13:43:33.33	13:43:33.58	0	0.3s	+3	14°	18°
39	Tmp	107	11.497	13:43:52.41	13:43:52.54	0	0.1s	+1	9°	18°
40	Tmp	109	11.855	13:44:23.30	13:44:23.75	0	0.5s	+5	18°	18°
41	Tmp	110	12.079	13:44:44.28	13:44:44.30	0	0.0s	0	4°	18°
42	Tmp	112	12.374	13:45:17.50	13:45:17.68	0	0.2s	+2	13°	18°
43	Tmp	114	12.922	13:46:20.84	13:46:21.84	0	1.0s	+10	17°	18°
44	Tmp	124	1.791	14:30:07.89	14:30:08.22	0	0.3s	+3	19°	18°
45	Tmp	129	4.728	14:34:46.73	14:34:46.72	0	0.0s	0	4°	18°
46	Tmp	133	6.318	14:37:12.28	14:37:12.25	0	0.0s	0	2°	18°
47	Tmp	138	0.396	14:41:45.17	14:41:45.28	0	0.1s	+1	6°	18°
48	Tmp	139	0.641	14:42:16.29	14:42:16.43	0	0.1s	+1	5°	18°
49	Tmp	142	1.113	14:42:55.96	14:42:56.41	0	0.5s	+5	11°	18°
50	Tmp	144	1.712	14:43:53.62	14:43:53.57	0	0.1s	-1	5°	18°
51	Tmp	146	2.013	14:44:27.48	14:44:27.55	0	0.1s	+1	6°	18°
52	Tmp	147	2.215	14:44:49.52	14:44:49.49	0	0.0s	0	3°	18°
53	Tmp	149	2.498	14:45:19.04	14:45:19.17	0	0.1s	+1	10°	18°
54	Tmp	151	2.742	14:45:43.33	14:45:45.59	0	2.3s	[+23]	19°	18°
55	Tmp	153	2.945	14:46:01.15	14:46:01.99	0	0.8s	+8	10°	18°
56	Tmp	157	3.333	14:46:46.95	14:46:47.75	0	0.8s	+8	12°	18°
57	Tmp	162	4.086	14:48:04.55	14:48:05.11	0	0.6s	+6	1°	18°

PC	Tp	Trc	DistPC	Ideal	Passagem	Pen	Erro	Pontos	NoPC	AtePC
58	Tmp	164	4.357	14:48:34.76	14:48:34.57	0	0.2s	-2	5°	18°
59	Tmp	167	4.647	14:49:09.06	14:49:10.04	0	1.0s	+10	11°	17°
60	Tmp	169	4.926	14:49:32.03	14:49:31.46	0	0.6s	-6	15°	18°
61	Tmp	170	5.116	14:49:51.88	14:49:51.91	0	0.0s	0	2°	18°
62	Tmp	171	5.558	14:50:48.71	14:50:50.68	0	2.0s	[+20]	3°	18°
63	Tmp	174	5.925	14:51:21.12	14:51:21.36	0	0.2s	+2	12°	17°
64	Tmp	176	6.374	14:52:04.01	14:52:04.84	0	0.8s	+8	16°	17°
65	Tmp	179	6.729	14:52:46.85	14:52:47.36	0	0.5s	+5	18°	18°
66	Tmp	181	7.027	14:53:08.76	14:53:09.05	0	0.3s	+3	13°	18°

Num	4	Pen	0	PCZ	6	Total PP	319	Col. Final	18°
-----	---	-----	---	-----	---	----------	-----	------------	-----

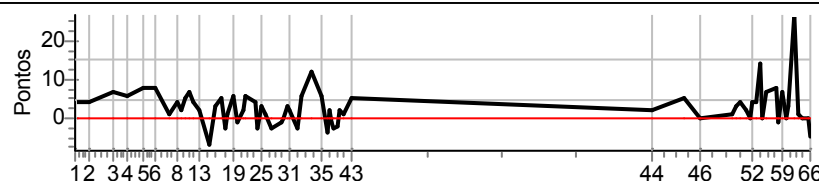


Performance Individual

PC	Tp	Trc	DistPC	Ideal	Passagem	Pen	Erro	Pontos	NoPC	AtePC
N	5	5 / Marnes Alexandre Floriani / Cristian Mueller								
u	3º	Cat / NL / Largada SUPER MASTER / 1 / 08:01:00								
m	3º	Rio Negrinho TROLLER 3.2 TGV								
PC	Tp	Trc	DistPC	Ideal	Passagem	Pen	Erro	Pontos	NoPC	AtePC
1	Tmp	4	11.209	13:04:11.86	13:04:12.29	0	0.4s	+4	17°	17°
2	Tmp	7	12.631	13:06:19.01	13:06:19.39	0	0.4s	+4	18°	20°
3	Tmp	11	14.756	13:09:41.69	13:09:42.41	0	0.7s	+7	15°	18°
4	Tmp	12	16.190	13:11:46.79	13:11:47.41	0	0.6s	+6	17°	18°
5	Tmp	15	17.631	13:14:01.14	13:14:01.97	0	0.8s	[+8]	12°	17°
6	Tmp	18	19.050	13:15:54.19	13:15:55.03	0	0.8s	[+8]	16°	17°
7	Tmp	18	20.378	13:17:48.02	13:17:48.12	0	0.1s	+1	7°	15°
8	Tmp	20	0.578	13:19:02.40	13:19:02.81	0	0.4s	+4	12°	15°
9	Tmp	22	0.868	13:19:35.77	13:19:35.99	0	0.2s	+2	10°	15°
10	Tmp	25	1.220	13:20:21.05	13:20:21.58	0	0.5s	+5	12°	15°
11	Tmp	27	1.431	13:20:47.35	13:20:48.06	0	0.7s	+7	16°	18°
12	Tmp	29	1.732	13:21:21.00	13:21:21.42	0	0.4s	+4	12°	17°
13	Tmp	33	2.138	13:22:13.36	13:22:13.55	0	0.2s	+2	7°	15°
14	Tmp	37	2.987	13:23:37.37	13:23:36.67	0	0.7s	-7	16°	15°
15	Tmp	40	3.330	13:24:33.93	13:24:34.24	0	0.3s	+3	2°	15°
16	Tmp	44	3.768	13:25:30.81	13:25:31.30	0	0.5s	+5	7°	15°
17	Tmp	45	4.011	13:26:01.00	13:26:00.74	0	0.3s	-3	11°	15°
18	Tmp	46	4.293	13:26:22.74	13:26:22.84	0	0.1s	+1	9°	15°
19	Tmp	52	4.676	13:27:05.81	13:27:06.42	0	0.6s	+6	9°	15°
20	Tmp	54	5.014	13:27:42.05	13:27:41.97	0	0.1s	-1	5°	14°
21	Tmp	57	5.380	13:28:39.24	13:28:39.39	0	0.2s	+2	6°	14°
22	Tmp	59	5.584	13:29:01.51	13:29:02.13	0	0.6s	+6	3°	9°
23	Tmp	63	6.272	13:30:24.40	13:30:24.80	0	0.4s	+4	12°	10°
24	Tmp	64	6.513	13:30:43.66	13:30:43.39	0	0.3s	-3	14°	10°
25	Tmp	69	6.777	13:31:15.38	13:31:15.71	0	0.3s	+3	9°	10°
26	Tmp	71	7.116	13:31:45.91	13:31:45.99	0	0.1s	+1	5°	9°
27	Tmp	76	7.607	13:32:42.77	13:32:42.48	0	0.3s	-3	10°	9°
28	Tmp	79	8.175	13:34:09.91	13:34:09.80	0	0.1s	-1	13°	9°
29	Tmp	81	8.470	13:34:36.97	13:34:36.97	0	0.0s	0	3°	9°
30	Tmp	83	8.748	13:35:05.01	13:35:05.35	0	0.3s	+3	5°	8°
31	Tmp	85	8.924	13:35:21.67	13:35:21.88	0	0.2s	+2	13°	9°
32	Tmp	88	9.250	13:36:24.38	13:36:24.07	0	0.3s	-3	13°	9°
33	Tmp	90	9.588	13:37:15.02	13:37:15.63	0	0.6s	+6	7°	8°
34	Tmp	94	10.163	13:38:43.33	13:38:44.57	0	1.2s	[+12]	8°	7°
35	Tmp	99	10.640	13:40:00.67	13:40:01.27	0	0.6s	+6	16°	7°
36	Tmp	102	11.004	13:40:56.31	13:40:55.94	0	0.4s	-4	15°	7°
37	Tmp	104	11.145	13:41:17.23	13:41:17.47	0	0.2s	+2	5°	7°
38	Tmp	105	11.295	13:41:33.33	13:41:33.19	0	0.1s	-1	8°	7°
39	Tmp	107	11.497	13:41:52.41	13:41:52.11	0	0.3s	-3	15°	7°
40	Tmp	109	11.855	13:42:23.30	13:42:23.15	0	0.2s	-2	12°	7°
41	Tmp	110	12.079	13:42:44.28	13:42:44.52	0	0.2s	+2	12°	7°
42	Tmp	112	12.374	13:43:17.50	13:43:17.62	0	0.1s	+1	9°	7°
43	Tmp	114	12.922	13:44:20.84	13:44:21.37	0	0.5s	+5	14°	7°
44	Tmp	124	1.791	14:28:07.89	14:28:08.04	0	0.2s	+2	16°	7°
45	Tmp	129	4.728	14:32:46.73	14:32:47.23	0	0.5s	+5	19°	9°
46	Tmp	133	6.318	14:35:12.28	14:35:12.27	0	0.0s	0	3°	8°
47	Tmp	138	0.396	14:39:45.17	14:39:45.22	0	0.1s	+1	7°	8°
48	Tmp	139	0.641	14:40:16.29	14:40:16.62	0	0.3s	+3	14°	8°
49	Tmp	142	1.113	14:40:55.96	14:40:56.38	0	0.4s	+4	9°	8°
50	Tmp	144	1.712	14:41:53.62	14:41:53.80	0	0.2s	+2	7°	8°
51	Tmp	146	2.013	14:42:27.48	14:42:27.47	0	0.0s	0	3°	6°
52	Tmp	147	2.215	14:42:49.52	14:42:49.93	0	0.4s	+4	14°	6°
53	Tmp	149	2.498	14:43:19.04	14:43:19.41	0	0.4s	+4	19°	6°
54	Tmp	151	2.742	14:43:43.33	14:43:44.76	0	1.4s	[+14]	9°	7°
55	Tmp	153	2.945	14:44:01.15	14:44:01.19	0	0.0s	0	3°	7°
56	Tmp	157	3.333	14:44:46.95	14:44:47.68	0	0.7s	+7	10°	7°
57	Tmp	162	4.086	14:46:04.55	14:46:05.31	0	0.8s	+8	3°	6°

PC	Tp	Trc	DistPC	Ideal	Passagem	Pen	Erro	Pontos	NoPC	AtePC
58	Tmp	164	4.357	14:46:34.76	14:46:34.66	0	0.1s	-1	3°	6°
59	Tmp	167	4.647	14:47:09.06	14:47:09.80	0	0.7s	+7	8°	6°
60	Tmp	169	4.926	14:47:32.03	14:47:32.04	0	0.0s	0	2°	5°
61	Tmp	170	5.116	14:47:51.88	14:47:52.16	0	0.3s	+3	12°	4°
62	Tmp	171	5.558	14:48:48.71	14:48:51.42	0	2.7s	[+27]	15°	4°
63	Tmp	174	5.925	14:49:21.12	14:49:21.21	0	0.1s	+1	7°	4°
64	Tmp	176	6.374	14:50:04.01	14:50:04.03	0	0.0s	0	5°	4°
65	Tmp	179	6.729	14:50:46.85	14:50:46.83	0	0.0s	0	3°	3°
66	Tmp	181	7.027	14:51:08.76	14:51:08.27	0	0.5s	-5	16°	3°

Num	5	Pen	0	PCZ	7	Total PP	192	Col. Final	3º
-----	---	-----	---	-----	---	----------	-----	------------	----

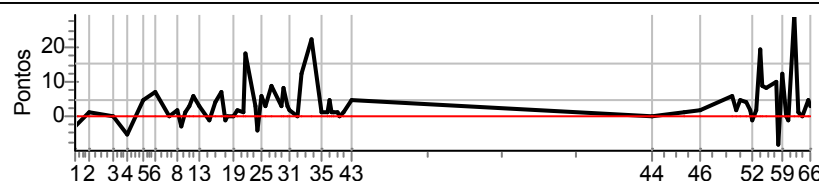


Performance Individual

PC	Tp	Trc	DistPC	Ideal	Passagem	Pen	Erro	Pontos	NoPC	AtePC
N	6	6 / Leandro Pereira Moor / Claudio Roberto Flores								
u	4º	Cat / NL / Largada SUPER MASTER / 19 / 08:19:00								
m	4º	Apucarana TROLLER								
PC	Tp	Trc	DistPC	Ideal	Passagem	Pen	Erro	Pontos	NoPC	AtePC
1	Tmp	4	11.209	13:22:11.86	13:22:11.55	0	0.3s	-3	15°	15°
2	Tmp	7	12.631	13:24:19.01	13:24:19.12	0	0.1s	+1	7°	12°
3	Tmp	11	14.756	13:27:41.69	13:27:41.71	0	0.0s	0	1°	6°
4	Tmp	12	16.190	13:29:46.79	13:29:46.30	0	0.5s	-5	12°	7°
5	Tmp	15	17.631	13:32:01.14	13:32:01.68	0	0.5s	+5	1°	8°
6	Tmp	18	19.050	13:33:54.19	13:33:54.87	0	0.7s	+7	12°	9°
7	Tmp	18	20.378	13:35:48.02	13:35:48.00	0	0.0s	0	1°	8°
8	Tmp	20	0.578	13:37:02.40	13:37:02.60	0	0.2s	+2	5°	7°
9	Tmp	22	0.868	13:37:35.77	13:37:35.51	0	0.3s	-3	11°	6°
10	Tmp	25	1.220	13:38:21.05	13:38:21.15	0	0.1s	+1	3°	3°
11	Tmp	27	1.431	13:38:47.35	13:38:47.60	0	0.3s	+3	9°	4°
12	Tmp	29	1.732	13:39:21.00	13:39:21.56	0	0.6s	+6	14°	5°
13	Tmp	33	2.138	13:40:13.36	13:40:13.66	0	0.3s	+3	8°	5°
14	Tmp	37	2.987	13:41:37.37	13:41:37.25	0	0.1s	-1	1°	4°
15	Tmp	40	3.330	13:42:33.93	13:42:34.33	0	0.4s	+4	3°	4°
16	Tmp	44	3.768	13:43:30.81	13:43:31.54	0	0.7s	+7	9°	5°
17	Tmp	45	4.011	13:44:01.00	13:44:00.89	0	0.1s	-1	2°	3°
18	Tmp	46	4.293	13:44:22.74	13:44:22.74	0	0.0s	0	1°	2°
19	Tmp	52	4.676	13:45:05.81	13:45:05.77	0	0.0s	0	1°	2°
20	Tmp	54	5.014	13:45:42.05	13:45:42.21	0	0.2s	+2	6°	1°
21	Tmp	57	5.380	13:46:39.24	13:46:39.36	0	0.1s	+1	2°	1°
22	Tmp	59	5.584	13:47:01.51	13:47:03.28	0	1.8s	[+18]	13°	2°
23	Tmp	63	6.272	13:48:24.40	13:48:24.69	0	0.3s	+3	10°	2°
24	Tmp	64	6.513	13:48:43.66	13:48:43.22	0	0.4s	-4	15°	3°
25	Tmp	69	6.777	13:49:15.38	13:49:15.98	0	0.6s	+6	15°	3°
26	Tmp	71	7.116	13:49:45.91	13:49:46.20	0	0.3s	+3	9°	3°
27	Tmp	76	7.607	13:50:42.77	13:50:43.69	0	0.9s	+9	17°	3°
28	Tmp	79	8.175	13:52:09.91	13:52:10.17	0	0.3s	+3	15°	3°
29	Tmp	81	8.470	13:52:36.97	13:52:37.73	0	0.8s	+8	12°	4°
30	Tmp	83	8.748	13:53:05.01	13:53:05.30	0	0.3s	+3	2°	3°
31	Tmp	85	8.924	13:53:21.67	13:53:21.85	0	0.2s	+2	9°	3°
32	Tmp	88	9.250	13:54:24.38	13:54:24.42	0	0.0s	0	1°	3°
33	Tmp	90	9.588	13:55:15.02	13:55:16.24	0	1.2s	[+12]	16°	3°
34	Tmp	94	10.163	13:56:43.33	13:56:45.57	0	2.2s	[+22]	14°	3°
35	Tmp	99	10.640	13:58:00.67	13:58:00.80	0	0.1s	+1	4°	3°
36	Tmp	102	11.004	13:58:56.31	13:58:56.37	0	0.1s	+1	3°	3°
37	Tmp	104	11.145	13:59:17.23	13:59:17.77	0	0.5s	+5	8°	2°
38	Tmp	105	11.295	13:59:33.33	13:59:33.43	0	0.1s	+1	3°	2°
39	Tmp	107	11.497	13:59:52.41	13:59:52.52	0	0.1s	+1	5°	2°
40	Tmp	109	11.855	14:00:23.30	14:00:23.40	0	0.1s	+1	5°	2°
41	Tmp	110	12.079	14:00:44.28	14:00:44.27	0	0.0s	0	1°	2°
42	Tmp	112	12.374	14:01:17.50	14:01:17.55	0	0.1s	+1	2°	2°
43	Tmp	114	12.922	14:02:20.84	14:02:21.37	0	0.5s	+5	10°	2°
44	Tmp	124	1.791	14:46:07.89	14:46:07.90	0	0.0s	0	1°	2°
45	Tmp	129	4.728	14:50:46.73	14:50:46.80	0	0.1s	+1	5°	2°
46	Tmp	133	6.318	14:53:12.28	14:53:12.50	0	0.2s	+2	10°	2°
47	Tmp	138	0.396	14:57:45.17	14:57:45.75	0	0.6s	+6	13°	3°
48	Tmp	139	0.641	14:58:16.29	14:58:16.50	0	0.2s	+2	6°	3°
49	Tmp	142	1.113	14:58:55.96	14:58:56.43	0	0.5s	+5	10°	3°
50	Tmp	144	1.712	14:59:53.62	14:59:54.03	0	0.4s	+4	10°	4°
51	Tmp	146	2.013	15:00:27.48	15:00:27.71	0	0.2s	+2	7°	4°
52	Tmp	147	2.215	15:00:49.52	15:00:49.40	0	0.1s	-1	4°	4°
53	Tmp	149	2.498	15:01:19.04	15:01:19.22	0	0.2s	+2	11°	4°
54	Tmp	151	2.742	15:01:43.33	15:01:45.18	0	1.9s	[+19]	16°	4°
55	Tmp	153	2.945	15:02:01.15	15:02:02.01	0	0.9s	+9	12°	3°
56	Tmp	157	3.333	15:02:46.95	15:02:47.72	0	0.8s	+8	11°	3°
57	Tmp	162	4.086	15:04:04.55	15:04:05.57	0	1.0s	+10	4°	3°

PC	Tp	Trc	DistPC	Ideal	Passagem	Pen	Erro	Pontos	NoPC	AtePC
58	Tmp	164	4.357	15:04:34.76	15:04:33.95	0	0.8s	-8	13°	4°
59	Tmp	167	4.647	15:05:09.06	15:05:10.23	0	1.2s	+12	12°	4°
60	Tmp	169	4.926	15:05:32.03	15:05:32.01	0	0.0s	0	1°	3°
61	Tmp	170	5.116	15:05:51.88	15:05:51.78	0	0.1s	-1	3°	3°
62	Tmp	171	5.558	15:06:48.71	15:06:51.58	0	2.9s	[+29]	17°	3°
63	Tmp	174	5.925	15:07:21.12	15:07:21.26	0	0.1s	+1	3°	3°
64	Tmp	176	6.374	15:08:04.01	15:08:04.05	0	0.0s	0	2°	3°
65	Tmp	179	6.729	15:08:46.85	15:08:47.36	0	0.5s	+5	15°	4°
66	Tmp	181	7.027	15:09:08.76	15:09:09.05	0	0.3s	+3	11°	4°

Num	6	Pen	0	PCZ	9	Total PP	194	Col. Final	4°
-----	---	-----	---	-----	---	----------	-----	------------	----

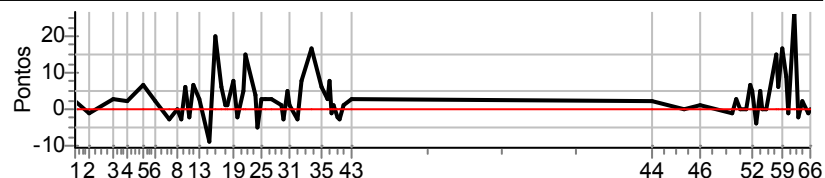


Performance Individual

PC	Tp	Trc	DistPC	Ideal	Passagem	Pen	Erro	Pontos	NoPC	AtePC
N	7	7 / Rone Branco / Eneir Silva Junior - Bolacha								
u	6°	Cat / NL / Largada SUPER MASTER / 5 / 08:05:00								
m	6°	Curitiba PAJERO FULL								
PC	Tp	Trc	DistPC	Ideal	Passagem	Pen	Erro	Pontos	NoPC	AtePC
1	Tmp	4	11.209	13:08:11.86	13:08:12.01	0	0.2s	+2	13°	13°
2	Tmp	7	12.631	13:10:19.01	13:10:18.90	0	0.1s	-1	12°	10°
3	Tmp	11	14.756	13:13:41.69	13:13:41.95	0	0.3s	+3	7°	9°
4	Tmp	12	16.190	13:15:46.79	13:15:46.96	0	0.2s	+2	6°	9°
5	Tmp	15	17.631	13:18:01.14	13:18:01.84	0	0.7s	+7	10°	7°
6	Tmp	18	19.050	13:19:54.19	13:19:54.38	0	0.2s	+2	3°	6°
7	Tmp	18	20.378	13:21:48.02	13:21:47.72	0	0.3s	-3	15°	5°
8	Tmp	20	0.578	13:23:02.40	13:23:02.44	0	0.0s	0	1°	2°
9	Tmp	22	0.868	13:23:35.77	13:23:35.43	0	0.3s	-3	14°	2°
10	Tmp	25	1.220	13:24:21.05	13:24:21.65	0	0.6s	+6	14°	5°
11	Tmp	27	1.431	13:24:47.35	13:24:47.16	0	0.2s	-2	8°	5°
12	Tmp	29	1.732	13:25:21.00	13:25:21.69	0	0.7s	+7	16°	8°
13	Tmp	33	2.138	13:26:13.36	13:26:13.66	0	0.3s	+3	9°	8°
14	Tmp	37	2.987	13:27:37.37	13:27:36.52	0	0.9s	-9	18°	9°
15	Tmp	40	3.330	13:28:33.93	13:28:35.97	0	2.0s	[+20]	20°	10°
16	Tmp	44	3.768	13:29:30.81	13:29:31.45	0	0.6s	+6	8°	10°
17	Tmp	45	4.011	13:30:01.00	13:30:01.05	0	0.1s	+1	5°	9°
18	Tmp	46	4.293	13:30:22.74	13:30:22.85	0	0.1s	+1	8°	9°
19	Tmp	52	4.676	13:31:05.81	13:31:06.65	0	0.8s	+8	13°	9°
20	Tmp	54	5.014	13:31:42.05	13:31:41.86	0	0.2s	-2	10°	8°
21	Tmp	57	5.380	13:32:39.24	13:32:39.70	0	0.5s	+5	10°	7°
22	Tmp	59	5.584	13:33:01.51	13:33:02.97	0	1.5s	[+15]	8°	6°
23	Tmp	63	6.272	13:34:24.40	13:34:24.81	0	0.4s	+4	11°	7°
24	Tmp	64	6.513	13:34:43.66	13:34:43.21	0	0.5s	-5	18°	7°
25	Tmp	69	6.777	13:35:15.38	13:35:15.63	0	0.3s	+3	8°	9°
26	Tmp	71	7.116	13:35:45.91	13:35:46.22	0	0.3s	+3	11°	7°
27	Tmp	76	7.607	13:36:42.77	13:36:43.10	0	0.3s	+3	9°	7°
28	Tmp	79	8.175	13:38:09.91	13:38:09.99	0	0.1s	+1	11°	7°
29	Tmp	81	8.470	13:38:36.97	13:38:36.72	0	0.3s	-3	7°	8°
30	Tmp	83	8.748	13:39:05.01	13:39:05.50	0	0.5s	+5	9°	9°
31	Tmp	85	8.924	13:39:21.67	13:39:21.75	0	0.1s	+1	7°	8°
32	Tmp	88	9.250	13:40:24.38	13:40:24.06	0	0.3s	-3	11°	8°
33	Tmp	90	9.588	13:41:15.02	13:41:15.77	0	0.8s	+8	11°	9°
34	Tmp	94	10.163	13:42:43.33	13:42:45.01	0	1.7s	[+17]	11°	8°
35	Tmp	99	10.640	13:44:00.67	13:44:01.24	0	0.6s	+6	15°	9°
36	Tmp	102	11.004	13:44:56.31	13:44:56.58	0	0.3s	+3	11°	9°
37	Tmp	104	11.145	13:45:17.23	13:45:18.04	0	0.8s	+8	17°	9°
38	Tmp	105	11.295	13:45:33.33	13:45:33.22	0	0.1s	-1	7°	9°
39	Tmp	107	11.497	13:45:52.41	13:45:52.51	0	0.1s	+1	8°	8°
40	Tmp	109	11.855	13:46:23.30	13:46:23.09	0	0.2s	-2	11°	8°
41	Tmp	110	12.079	13:46:44.28	13:46:43.95	0	0.3s	-3	14°	8°
42	Tmp	112	12.374	13:47:17.50	13:47:17.62	0	0.1s	+1	8°	8°
43	Tmp	114	12.922	13:48:20.84	13:48:21.09	0	0.3s	+3	8°	8°
44	Tmp	124	1.791	14:32:07.89	14:32:08.08	0	0.2s	+2	15°	8°
45	Tmp	129	4.728	14:36:46.73	14:36:46.71	0	0.0s	0	3°	7°
46	Tmp	133	6.318	14:39:12.28	14:39:12.36	0	0.1s	+1	9°	7°
47	Tmp	138	0.396	14:43:45.17	14:43:45.04	0	0.1s	-1	5°	7°
48	Tmp	139	0.641	14:44:16.29	14:44:16.60	0	0.3s	+3	12°	7°
49	Tmp	142	1.113	14:44:55.96	14:44:55.96	0	0.0s	0	1°	7°
50	Tmp	144	1.712	14:45:53.62	14:45:53.58	0	0.0s	0	2°	5°
51	Tmp	146	2.013	14:46:27.48	14:46:28.13	0	0.7s	+7	17°	7°
52	Tmp	147	2.215	14:46:49.52	14:46:49.99	0	0.5s	+5	16°	8°
53	Tmp	149	2.498	14:47:19.04	14:47:18.68	0	0.4s	-4	18°	8°
54	Tmp	151	2.742	14:47:43.33	14:47:43.85	0	0.5s	+5	2°	6°
55	Tmp	153	2.945	14:48:01.15	14:48:01.17	0	0.0s	0	2°	6°
56	Tmp	157	3.333	14:48:46.95	14:48:46.99	0	0.0s	0	2°	4°
57	Tmp	162	4.086	14:50:04.55	14:50:06.09	0	1.5s	+15	9°	4°

PC	Tp	Trc	DistPC	Ideal	Passagem	Pen	Erro	Pontos	NoPC	AtePC
58	Tmp	164	4.357	14:50:34.76	14:50:35.37	0	0.6s	+6	11°	5°
59	Tmp	167	4.647	14:51:09.06	14:51:10.76	0	1.7s	[+17]	13°	5°
60	Tmp	169	4.926	14:51:32.03	14:51:32.95	0	0.9s	+9	19°	6°
61	Tmp	170	5.116	14:51:51.88	14:51:51.81	0	0.1s	-1	7°	6°
62	Tmp	171	5.558	14:52:48.71	14:52:51.41	0	2.7s	[+27]	14°	6°
63	Tmp	174	5.925	14:53:21.12	14:53:20.97	0	0.2s	-2	11°	6°
64	Tmp	176	6.374	14:54:04.01	14:54:04.20	0	0.2s	+2	10°	6°
65	Tmp	179	6.729	14:54:46.85	14:54:46.77	0	0.1s	-1	8°	6°
66	Tmp	181	7.027	14:55:08.76	14:55:08.74	0	0.0s	0	4°	6°

Num	7	Pen	0	PCZ	7	Total PP	204	Col. Final	6°
-----	---	-----	---	-----	---	----------	-----	------------	----

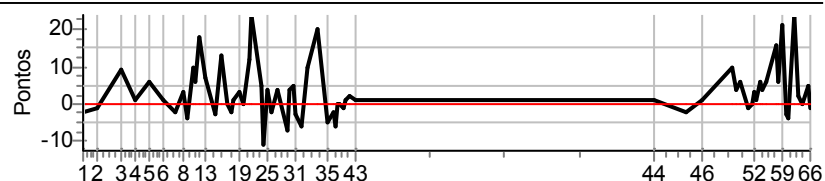


Performance Individual

PC	Tp	Trc	DistPC	Ideal	Passagem	Pen	Erro	Pontos	NoPC	AtePC
N	8	8 / Otavio Enz - Marreco / Allan Enz								
u		Cat / NL / Largada SUPER MASTER / 20 / 08:20:00								
m	10°	Apucarana TROLLER T4								
PC	Tp	Trc	DistPC	Ideal	Passagem	Pen	Erro	Pontos	NoPC	AtePC
1	Tmp	4	11.209	13:23:11.86	13:23:11.64	0	0.2s	-2	12°	12°
2	Tmp	7	12.631	13:25:19.01	13:25:18.87	0	0.1s	-1	6°	9°
3	Tmp	11	14.756	13:28:41.69	13:28:42.62	0	0.9s	+9	17°	12°
4	Tmp	12	16.190	13:30:46.79	13:30:46.92	0	0.1s	+1	4°	8°
5	Tmp	15	17.631	13:33:01.14	13:33:01.73	0	0.6s	+6	6°	9°
6	Tmp	18	19.050	13:34:54.19	13:34:54.29	0	0.1s	+1	1°	7°
7	Tmp	18	20.378	13:36:48.02	13:36:47.87	0	0.2s	-2	8°	6°
8	Tmp	20	0.578	13:38:02.40	13:38:02.70	0	0.3s	+3	9°	8°
9	Tmp	22	0.868	13:38:35.77	13:38:35.35	0	0.4s	-4	16°	7°
10	Tmp	25	1.220	13:39:21.05	13:39:22.06	0	1.0s	+10	17°	10°
11	Tmp	27	1.431	13:39:47.35	13:39:47.99	0	0.6s	+6	14°	11°
12	Tmp	29	1.732	13:40:21.00	13:40:22.79	0	1.8s	[+18]	20°	14°
13	Tmp	33	2.138	13:41:13.36	13:41:14.05	0	0.7s	+7	17°	14°
14	Tmp	37	2.987	13:42:37.37	13:42:37.04	0	0.3s	-3	10°	14°
15	Tmp	40	3.330	13:43:33.93	13:43:35.20	0	1.3s	+13	17°	14°
16	Tmp	44	3.768	13:44:30.81	13:44:30.82	0	0.0s	0	1°	14°
17	Tmp	45	4.011	13:45:01.00	13:45:00.82	0	0.2s	-2	8°	13°
18	Tmp	46	4.293	13:45:22.74	13:45:22.85	0	0.1s	+1	3°	13°
19	Tmp	52	4.676	13:46:05.81	13:46:06.15	0	0.3s	+3	4°	11°
20	Tmp	54	5.014	13:46:42.05	13:46:42.05	0	0.0s	0	1°	10°
21	Tmp	57	5.380	13:47:39.24	13:47:40.47	0	1.2s	+12	17°	13°
22	Tmp	59	5.584	13:48:01.51	13:48:03.88	0	2.4s	[+24]	17°	14°
23	Tmp	63	6.272	13:49:24.40	13:49:24.85	0	0.5s	+5	13°	14°
24	Tmp	64	6.513	13:49:43.66	13:49:42.55	0	1.1s	-11	20°	14°
25	Tmp	69	6.777	13:50:15.38	13:50:15.79	0	0.4s	+4	10°	14°
26	Tmp	71	7.116	13:50:45.91	13:50:45.72	0	0.2s	-2	6°	14°
27	Tmp	76	7.607	13:51:42.77	13:51:43.18	0	0.4s	+4	11°	14°
28	Tmp	79	8.175	13:53:09.91	13:53:09.25	0	0.7s	-7	19°	14°
29	Tmp	81	8.470	13:53:36.97	13:53:37.35	0	0.4s	+4	8°	13°
30	Tmp	83	8.748	13:54:05.01	13:54:05.53	0	0.5s	+5	7°	13°
31	Tmp	85	8.924	13:54:21.67	13:54:21.34	0	0.3s	-3	14°	13°
32	Tmp	88	9.250	13:55:24.38	13:55:23.83	0	0.6s	-6	19°	13°
33	Tmp	90	9.588	13:56:15.02	13:56:16.02	0	1.0s	+10	14°	13°
34	Tmp	94	10.163	13:57:43.33	13:57:45.30	0	2.0s	[+20]	13°	14°
35	Tmp	99	10.640	13:59:00.67	13:59:00.19	0	0.5s	-5	11°	14°
36	Tmp	102	11.004	13:59:56.31	13:59:56.16	0	0.2s	-2	7°	14°
37	Tmp	104	11.145	14:00:17.23	14:00:16.67	0	0.6s	-6	11°	14°
38	Tmp	105	11.295	14:00:33.33	14:00:33.30	0	0.0s	0	1°	14°
39	Tmp	107	11.497	14:00:52.41	14:00:52.39	0	0.0s	0	1°	14°
40	Tmp	109	11.855	14:01:23.30	14:01:23.23	0	0.1s	-1	4°	12°
41	Tmp	110	12.079	14:01:44.28	14:01:44.42	0	0.1s	+1	5°	12°
42	Tmp	112	12.374	14:02:17.50	14:02:17.66	0	0.2s	+2	10°	12°
43	Tmp	114	12.922	14:03:20.84	14:03:20.90	0	0.1s	+1	4°	13°
44	Tmp	124	1.791	14:47:07.89	14:47:08.01	0	0.1s	+1	4°	13°
45	Tmp	129	4.728	14:51:46.73	14:51:46.52	0	0.2s	-2	11°	12°
46	Tmp	133	6.318	14:54:12.28	14:54:12.33	0	0.1s	+1	4°	12°
47	Tmp	138	0.396	14:58:45.17	14:58:46.17	0	1.0s	+10	18°	13°
48	Tmp	139	0.641	14:59:16.29	14:59:16.72	0	0.4s	+4	15°	13°
49	Tmp	142	1.113	14:59:55.96	14:59:56.55	0	0.6s	+6	12°	13°
50	Tmp	144	1.712	15:00:53.62	15:00:53.56	0	0.1s	-1	3°	13°
51	Tmp	146	2.013	15:01:27.48	15:01:27.51	0	0.0s	0	1°	12°
52	Tmp	147	2.215	15:01:49.52	15:01:49.77	0	0.3s	+3	12°	12°
53	Tmp	149	2.498	15:02:19.04	15:02:19.16	0	0.1s	+1	5°	12°
54	Tmp	151	2.742	15:02:43.33	15:02:43.88	0	0.6s	+6	3°	11°
55	Tmp	153	2.945	15:03:01.15	15:03:01.50	0	0.4s	+4	5°	10°
56	Tmp	157	3.333	15:03:46.95	15:03:47.51	0	0.6s	+6	8°	9°
57	Tmp	162	4.086	15:05:04.55	15:05:06.17	0	1.6s	+16	10°	9°

PC	Tp	Trc	DistPC	Ideal	Passagem	Pen	Erro	Pontos	NoPC	AtePC
58	Tmp	164	4.357	15:05:34.76	15:05:35.33	0	0.6s	+6	10°	10°
59	Tmp	167	4.647	15:06:09.06	15:06:11.17	0	2.1s	[+21]	15°	10°
60	Tmp	169	4.926	15:06:32.03	15:06:31.75	0	0.3s	-3	9°	10°
61	Tmp	170	5.116	15:06:51.88	15:06:51.53	0	0.4s	-4	13°	10°
62	Tmp	171	5.558	15:07:48.71	15:07:51.10	0	2.4s	[+24]	10°	10°
63	Tmp	174	5.925	15:08:21.12	15:08:21.30	0	0.2s	+2	8°	10°
64	Tmp	176	6.374	15:09:04.01	15:09:03.97	0	0.0s	0	1°	10°
65	Tmp	179	6.729	15:09:46.85	15:09:47.33	0	0.5s	+5	14°	10°
66	Tmp	181	7.027	15:10:08.76	15:10:08.69	0	0.1s	-1	5°	10°

Num	8	Pen	0	PCZ	6	Total PP	247	Col. Final	10°
-----	---	-----	---	-----	---	----------	-----	------------	-----

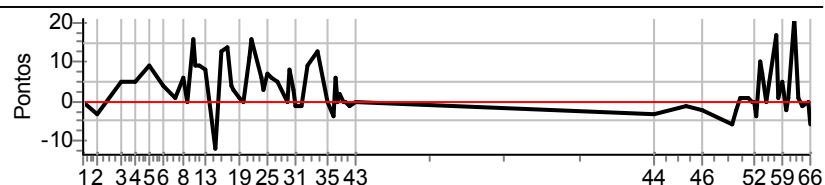


Performance Individual

PC	Tp	Trc	DistPC	Ideal	Passagem	Pen	Erro	Pontos	NoPC	AtePC
N	9	9 / Elvis Bonatti / Carlos Brandenburg (caco)								
u	8°	Cat / NL / Largada SUPER MASTER / 9 / 08:09:00								
m	8°	Corupa - Jaragua do Sul TROLLER								
PC	Tp	Trc	DistPC	Ideal	Passagem	Pen	Erro	Pontos	NoPC	AtePC
1	Tmp	4	11.209	13:12:11.86	13:12:11.89	0	0.0s	0	3°	3°
2	Tmp	7	12.631	13:14:19.01	13:14:18.75	0	0.3s	-3	15°	6°
3	Tmp	11	14.756	13:17:41.69	13:17:42.18	0	0.5s	+5	10°	10°
4	Tmp	12	16.190	13:19:46.79	13:19:47.32	0	0.5s	+5	14°	11°
5	Tmp	15	17.631	13:22:01.14	13:22:02.05	0	0.9s	+9	13°	10°
6	Tmp	18	19.050	13:23:54.19	13:23:54.56	0	0.4s	+4	4°	10°
7	Tmp	18	20.378	13:25:48.02	13:25:48.15	0	0.1s	+1	5°	10°
8	Tmp	20	0.578	13:27:02.40	13:27:02.95	0	0.6s	+6	18°	10°
9	Tmp	22	0.868	13:27:35.77	13:27:35.77	0	0.0s	0	5°	10°
10	Tmp	25	1.220	13:28:21.05	13:28:22.62	0	1.6s	[+16]	20°	12°
11	Tmp	27	1.431	13:28:47.35	13:28:48.22	0	0.9s	+9	17°	14°
12	Tmp	29	1.732	13:29:21.00	13:29:21.90	0	0.9s	+9	18°	16°
13	Tmp	33	2.138	13:30:13.36	13:30:14.17	0	0.8s	+8	19°	18°
14	Tmp	37	2.987	13:31:37.37	13:31:36.16	0	1.2s	-12	20°	19°
15	Tmp	40	3.330	13:32:33.93	13:32:35.23	0	1.3s	+13	18°	19°
16	Tmp	44	3.768	13:33:30.81	13:33:32.16	0	1.4s	[+14]	16°	19°
17	Tmp	45	4.011	13:34:01.00	13:34:01.35	0	0.4s	+4	13°	19°
18	Tmp	46	4.293	13:34:22.74	13:34:23.00	0	0.3s	+3	15°	19°
19	Tmp	52	4.676	13:35:05.81	13:35:05.93	0	0.1s	+1	2°	18°
20	Tmp	54	5.014	13:35:42.05	13:35:42.04	0	0.0s	0	2°	17°
21	Tmp	57	5.380	13:36:39.24	13:36:40.35	0	1.1s	+11	15°	16°
22	Tmp	59	5.584	13:37:01.51	13:37:03.12	0	1.6s	[+16]	11°	16°
23	Tmp	63	6.272	13:38:24.40	13:38:24.95	0	0.6s	+6	16°	16°
24	Tmp	64	6.513	13:38:43.66	13:38:43.91	0	0.3s	+3	10°	17°
25	Tmp	69	6.777	13:39:15.38	13:39:16.03	0	0.7s	+7	17°	17°
26	Tmp	71	7.116	13:39:45.91	13:39:46.53	0	0.6s	+6	13°	17°
27	Tmp	76	7.607	13:40:42.77	13:40:43.24	0	0.5s	+5	16°	16°
28	Tmp	79	8.175	13:42:09.91	13:42:09.90	0	0.0s	0	4°	16°
29	Tmp	81	8.470	13:42:36.97	13:42:37.78	0	0.8s	+8	15°	17°
30	Tmp	83	8.748	13:43:05.01	13:43:05.28	0	0.3s	+3	3°	16°
31	Tmp	85	8.924	13:43:21.67	13:43:21.55	0	0.1s	-1	5°	16°
32	Tmp	88	9.250	13:44:24.38	13:44:24.30	0	0.1s	-1	4°	16°
33	Tmp	90	9.588	13:45:15.02	13:45:15.89	0	0.9s	+9	12°	15°
34	Tmp	94	10.163	13:46:43.33	13:46:44.65	0	1.3s	+13	9°	17°
35	Tmp	99	10.640	13:48:00.67	13:48:00.63	0	0.0s	0	2°	16°
36	Tmp	102	11.004	13:48:56.31	13:48:55.95	0	0.4s	-4	14°	16°
37	Tmp	104	11.145	13:49:17.23	13:49:17.86	0	0.6s	+6	13°	17°
38	Tmp	105	11.295	13:49:33.33	13:49:33.30	0	0.0s	0	2°	16°
39	Tmp	107	11.497	13:49:52.41	13:49:52.58	0	0.2s	+2	12°	16°
40	Tmp	109	11.855	13:50:23.30	13:50:23.32	0	0.0s	0	3°	16°
41	Tmp	110	12.079	13:50:44.28	13:50:44.24	0	0.0s	0	2°	15°
42	Tmp	112	12.374	13:51:17.50	13:51:17.45	0	0.1s	-1	7°	15°
43	Tmp	114	12.922	13:52:20.84	13:52:20.82	0	0.0s	0	2°	14°
44	Tmp	124	1.791	14:36:07.89	14:36:07.58	0	0.3s	-3	18°	14°
45	Tmp	129	4.728	14:40:46.73	14:40:46.61	0	0.1s	-1	9°	14°
46	Tmp	133	6.318	14:43:12.28	14:43:12.05	0	0.2s	-2	13°	14°
47	Tmp	138	0.396	14:47:45.17	14:47:44.53	0	0.6s	-6	16°	14°
48	Tmp	139	0.641	14:48:16.29	14:48:16.13	0	0.2s	-2	9°	14°
49	Tmp	142	1.113	14:48:55.96	14:48:56.10	0	0.1s	+1	2°	14°
50	Tmp	144	1.712	14:49:53.62	14:49:53.75	0	0.1s	+1	4°	14°
51	Tmp	146	2.013	14:50:27.48	14:50:27.52	0	0.0s	0	2°	14°
52	Tmp	147	2.215	14:50:49.52	14:50:49.51	0	0.0s	0	2°	13°
53	Tmp	149	2.498	14:51:19.04	14:51:18.63	0	0.4s	-4	16°	13°
54	Tmp	151	2.742	14:51:43.33	14:51:44.34	0	1.0s	+10	4°	13°
55	Tmp	153	2.945	14:52:01.15	14:52:01.88	0	0.7s	+7	7°	13°
56	Tmp	157	3.333	14:52:46.95	14:52:46.98	0	0.0s	0	1°	10°
57	Tmp	162	4.086	14:54:04.55	14:54:06.25	0	1.7s	[+17]	11°	10°

PC	Tp	Trc	DistPC	Ideal	Passagem	Pen	Erro	Pontos	NoPC	AtePC
58	Tmp	164	4.357	14:54:34.76	14:54:34.89	0	0.1s	+1	2°	9°
59	Tmp	167	4.647	14:55:09.06	14:55:09.53	0	0.5s	+5	3°	9°
60	Tmp	169	4.926	14:55:32.03	14:55:31.83	0	0.2s	-2	8°	8°
61	Tmp	170	5.116	14:55:51.88	14:55:51.96	0	0.1s	+1	5°	8°
62	Tmp	171	5.558	14:56:48.71	14:56:50.78	0	2.1s	[+21]	5°	8°
63	Tmp	174	5.925	14:57:21.12	14:57:21.24	0	0.1s	+1	6°	8°
64	Tmp	176	6.374	14:58:04.01	14:58:03.88	0	0.1s	-1	6°	8°
65	Tmp	179	6.729	14:58:46.85	14:58:46.81	0	0.0s	0	1°	8°
66	Tmp	181	7.027	14:59:08.76	14:59:08.15	0	0.6s	-6	17°	8°

Num	9	Pen	0	PCZ	13	Total PP	232	Col. Final	8°
-----	---	-----	---	-----	----	----------	-----	------------	----

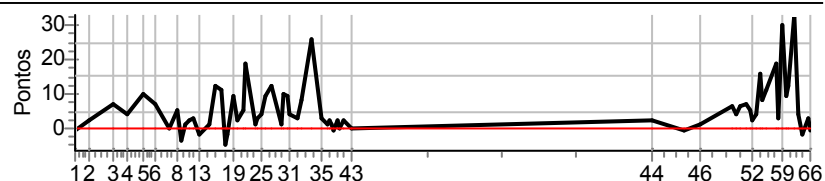


Performance Individual

PC	Tp	Trc	DistPC	Ideal	Passagem	Pen	Erro	Pontos	NoPC	AtePC
N	12	12 / Marcelo Felipe Rorig / Roberto Luiz Spessatto								
u	13°	Cat / NL / Largada SUPER MASTER / 6 / 08:06:00								
m	13°	Palotina PAJEIRO 3500								
PC	Tp	Trc	DistPC	Ideal	Passagem	Pen	Erro	Pontos	NoPC	AtePC
1	Tmp	4	11.209	13:09:11.86	13:09:11.81	0	0.1s	-1	9°	9°
2	Tmp	7	12.631	13:11:19.01	13:11:19.20	0	0.2s	+2	14°	11°
3	Tmp	11	14.756	13:14:41.69	13:14:42.35	0	0.7s	+7	13°	11°
4	Tmp	12	16.190	13:16:46.79	13:16:47.18	0	0.4s	+4	11°	10°
5	Tmp	15	17.631	13:19:01.14	13:19:02.09	0	1.0s	+10	15°	11°
6	Tmp	18	19.050	13:20:54.19	13:20:54.86	0	0.7s	+7	13°	12°
7	Tmp	18	20.378	13:22:48.02	13:22:48.04	0	0.0s	0	4°	11°
8	Tmp	20	0.578	13:24:02.40	13:24:02.94	0	0.5s	+5	15°	11°
9	Tmp	22	0.868	13:24:35.77	13:24:35.40	0	0.4s	-4	17°	12°
10	Tmp	25	1.220	13:25:21.05	13:25:21.14	0	0.1s	+1	5°	11°
11	Tmp	27	1.431	13:25:47.35	13:25:47.58	0	0.2s	+2	7°	9°
12	Tmp	29	1.732	13:26:21.00	13:26:21.32	0	0.3s	+3	11°	9°
13	Tmp	33	2.138	13:27:13.36	13:27:13.17	0	0.2s	-2	6°	9°
14	Tmp	37	2.987	13:28:37.37	13:28:37.45	0	0.1s	+1	6°	7°
15	Tmp	40	3.330	13:29:33.93	13:29:35.17	0	1.2s	+12	15°	7°
16	Tmp	44	3.768	13:30:30.81	13:30:31.95	0	1.1s	+11	14°	11°
17	Tmp	45	4.011	13:31:01.00	13:31:00.49	0	0.5s	-5	16°	12°
18	Tmp	46	4.293	13:31:22.74	13:31:22.57	0	0.2s	-2	11°	12°
19	Tmp	52	4.676	13:32:05.81	13:32:06.72	0	0.9s	+9	15°	12°
20	Tmp	54	5.014	13:32:42.05	13:32:42.28	0	0.2s	+2	9°	13°
21	Tmp	57	5.380	13:33:39.24	13:33:39.76	0	0.5s	+5	9°	12°
22	Tmp	59	5.584	13:34:01.51	13:34:03.38	0	1.9s	[+19]	14°	12°
23	Tmp	63	6.272	13:35:24.40	13:35:24.48	0	0.1s	+1	5°	11°
24	Tmp	64	6.513	13:35:43.66	13:35:43.95	0	0.3s	+3	12°	11°
25	Tmp	69	6.777	13:36:15.38	13:36:15.79	0	0.4s	+4	12°	11°
26	Tmp	71	7.116	13:36:45.91	13:36:46.81	0	0.9s	+9	16°	11°
27	Tmp	76	7.607	13:37:42.77	13:37:43.93	0	1.2s	+12	20°	13°
28	Tmp	79	8.175	13:39:09.91	13:39:10.05	0	0.1s	+1	10°	13°
29	Tmp	81	8.470	13:39:36.97	13:39:37.92	0	1.0s	+10	17°	14°
30	Tmp	83	8.748	13:40:05.01	13:40:05.91	0	0.9s	+9	14°	14°
31	Tmp	85	8.924	13:40:21.67	13:40:22.04	0	0.4s	+4	17°	14°
32	Tmp	88	9.250	13:41:24.38	13:41:24.63	0	0.3s	+3	10°	14°
33	Tmp	90	9.588	13:42:15.02	13:42:15.85	0	0.8s	+8	10°	14°
34	Tmp	94	10.163	13:43:43.33	13:43:45.92	0	2.6s	[+26]	17°	13°
35	Tmp	99	10.640	13:45:00.67	13:45:00.92	0	0.3s	+3	8°	13°
36	Tmp	102	11.004	13:45:56.31	13:45:56.38	0	0.1s	+1	5°	12°
37	Tmp	104	11.145	13:46:17.23	13:46:17.44	0	0.2s	+2	4°	13°
38	Tmp	105	11.295	13:46:33.33	13:46:33.45	0	0.1s	+1	6°	12°
39	Tmp	107	11.497	13:46:52.41	13:46:52.28	0	0.1s	-1	7°	11°
40	Tmp	109	11.855	13:47:23.30	13:47:23.45	0	0.2s	+2	10°	11°
41	Tmp	110	12.079	13:47:44.28	13:47:44.26	0	0.0s	0	3°	11°
42	Tmp	112	12.374	13:48:17.50	13:48:17.70	0	0.2s	+2	12°	11°
43	Tmp	114	12.922	13:49:20.84	13:49:20.87	0	0.0s	0	3°	11°
44	Tmp	124	1.791	14:33:07.89	14:33:08.08	0	0.2s	+2	14°	11°
45	Tmp	129	4.728	14:37:46.73	14:37:46.62	0	0.1s	-1	10°	11°
46	Tmp	133	6.318	14:40:12.28	14:40:12.34	0	0.1s	+1	8°	11°
47	Tmp	138	0.396	14:44:45.17	14:44:45.80	0	0.6s	+6	17°	11°
48	Tmp	139	0.641	14:45:16.29	14:45:16.68	0	0.4s	+4	17°	11°
49	Tmp	142	1.113	14:45:55.96	14:45:56.60	0	0.6s	+6	13°	11°
50	Tmp	144	1.712	14:46:53.62	14:46:54.36	0	0.7s	+7	15°	12°
51	Tmp	146	2.013	14:47:27.48	14:47:27.99	0	0.5s	+5	13°	13°
52	Tmp	147	2.215	14:47:49.52	14:47:49.70	0	0.2s	+2	11°	14°
53	Tmp	149	2.498	14:48:19.04	14:48:19.47	0	0.4s	+4	17°	14°
54	Tmp	151	2.742	14:48:43.33	14:48:44.95	0	1.6s	+16	12°	14°
55	Tmp	153	2.945	14:49:01.15	14:49:01.99	0	0.8s	+8	9°	14°
56	Tmp	157	3.333	14:49:46.95	14:49:48.00	0	1.1s	+11	14°	13°
57	Tmp	162	4.086	14:51:04.55	14:51:06.44	0	1.9s	[+19]	13°	13°

PC	Tp	Trc	DistPC	Ideal	Passagem	Pen	Erro	Pontos	NoPC	AtePC
58	Tmp	164	4.357	14:51:34.76	14:51:35.06	0	0.3s	+3	7°	13°
59	Tmp	167	4.647	14:52:09.06	14:52:12.09	0	3.0s	[+30]	19°	13°
60	Tmp	169	4.926	14:52:32.03	14:52:32.91	0	0.9s	+9	18°	13°
61	Tmp	170	5.116	14:52:51.88	14:52:53.11	0	1.2s	+12	17°	15°
62	Tmp	171	5.558	14:53:48.71	14:53:52.05	0	3.3s	[+33]	19°	14°
63	Tmp	174	5.925	14:54:21.12	14:54:21.47	0	0.4s	+4	15°	13°
64	Tmp	176	6.374	14:55:04.01	14:55:03.82	0	0.2s	-2	9°	13°
65	Tmp	179	6.729	14:55:46.85	14:55:47.18	0	0.3s	+3	12°	13°
66	Tmp	181	7.027	14:56:08.76	14:56:08.69	0	0.1s	-1	7°	13°

Num	12	Pen	0	PCZ	3	Total PP	278	Col. Final	13°
-----	----	-----	---	-----	---	----------	-----	------------	-----

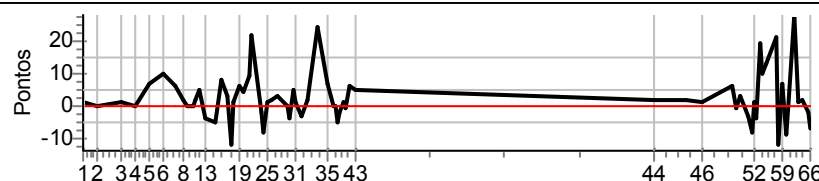


Performance Individual

PC	Tp	Trc	DistPC	Ideal	Passagem	Pen	Erro	Pontos	NoPC	AtePC
N	13	13 / Olair Fagundes / Waldomiro Teodoro dos Anjos Jr								
u	9º	Cat / NL / Largada SUPER MASTER / 18 / 08:18:00								
m		Cuiaba PAJERO FULL								
PC	Tp	Trc	DistPC	Ideal	Passagem	Pen	Erro	Pontos	NoPC	AtePC
1	Tmp	4	11.209	13:21:11.86	13:21:11.94	0	0.1s	+1	5º	5º
2	Tmp	7	12.631	13:23:19.01	13:23:19.02	0	0.0s	0	1º	4º
3	Tmp	11	14.756	13:26:41.69	13:26:41.82	0	0.1s	+1	4º	5º
4	Tmp	12	16.190	13:28:46.79	13:28:46.75	0	0.0s	0	1º	4º
5	Tmp	15	17.631	13:31:01.14	13:31:01.86	0	0.7s	+7	8º	2º
6	Tmp	18	19.050	13:32:54.19	13:32:55.18	0	1.0s	+10	18º	5º
7	Tmp	18	20.378	13:34:48.02	13:34:48.65	0	0.6s	+6	18º	9º
8	Tmp	20	0.578	13:36:02.40	13:36:02.59	0	0.2s	+2	6º	9º
9	Tmp	22	0.868	13:36:35.77	13:36:35.79	0	0.0s	0	1º	4º
10	Tmp	25	1.220	13:37:21.05	13:37:21.02	0	0.0s	0	1º	2º
11	Tmp	27	1.431	13:37:47.35	13:37:47.50	0	0.2s	+2	6º	2º
12	Tmp	29	1.732	13:38:21.00	13:38:21.45	0	0.5s	+5	13º	3º
13	Tmp	33	2.138	13:39:13.36	13:39:13.01	0	0.4s	-4	10º	3º
14	Tmp	37	2.987	13:40:37.37	13:40:36.85	0	0.5s	-5	14º	5º
15	Tmp	40	3.330	13:41:33.93	13:41:34.71	0	0.8s	+8	12º	5º
16	Tmp	44	3.768	13:42:30.81	13:42:31.12	0	0.3s	+3	4º	4º
17	Tmp	45	4.011	13:43:01.00	13:42:59.80	0	1.2s	-12	20º	5º
18	Tmp	46	4.293	13:43:22.74	13:43:22.84	0	0.1s	+1	4º	5º
19	Tmp	52	4.676	13:44:05.81	13:44:06.40	0	0.6s	+6	7º	5º
20	Tmp	54	5.014	13:44:42.05	13:44:42.43	0	0.4s	+4	13º	5º
21	Tmp	57	5.380	13:45:39.24	13:45:40.18	0	0.9s	+9	14º	6º
22	Tmp	59	5.584	13:46:01.51	13:46:03.66	0	2.2s	[+22]	16º	7º
23	Tmp	63	6.272	13:47:24.40	13:47:24.24	0	0.2s	-2	6º	6º
24	Tmp	64	6.513	13:47:43.66	13:47:42.88	0	0.8s	-8	19º	9º
25	Tmp	69	6.777	13:48:15.38	13:48:15.47	0	0.1s	+1	2º	8º
26	Tmp	71	7.116	13:48:45.91	13:48:46.06	0	0.2s	+2	7º	6º
27	Tmp	76	7.607	13:49:42.77	13:49:43.02	0	0.3s	+3	7º	6º
28	Tmp	79	8.175	13:51:09.91	13:51:09.93	0	0.0s	0	1º	6º
29	Tmp	81	8.470	13:51:36.97	13:51:36.61	0	0.4s	-4	9º	7º
30	Tmp	83	8.748	13:52:05.01	13:52:05.52	0	0.5s	+5	8º	7º
31	Tmp	85	8.924	13:52:21.67	13:52:21.76	0	0.1s	+1	4º	6º
32	Tmp	88	9.250	13:53:24.38	13:53:24.13	0	0.3s	-3	7º	7º
33	Tmp	90	9.588	13:54:15.02	13:54:15.18	0	0.2s	+2	1º	6º
34	Tmp	94	10.163	13:55:43.33	13:55:45.71	0	2.4s	[+24]	15º	6º
35	Tmp	99	10.640	13:57:00.67	13:57:01.40	0	0.7s	+7	17º	6º
36	Tmp	102	11.004	13:57:56.31	13:57:56.35	0	0.0s	0	1º	6º
37	Tmp	104	11.145	13:58:17.23	13:58:17.22	0	0.0s	0	1º	6º
38	Tmp	105	11.295	13:58:33.33	13:58:32.84	0	0.5s	-5	16º	6º
39	Tmp	107	11.497	13:58:52.41	13:58:52.26	0	0.2s	-2	10º	6º
40	Tmp	109	11.855	13:59:23.30	13:59:23.40	0	0.1s	+1	6º	6º
41	Tmp	110	12.079	13:59:44.28	13:59:44.21	0	0.1s	-1	6º	6º
42	Tmp	112	12.374	14:00:17.50	14:00:18.11	0	0.6s	+6	19º	6º
43	Tmp	114	12.922	14:01:20.84	14:01:21.34	0	0.5s	+5	11º	6º
44	Tmp	124	1.791	14:45:07.89	14:45:08.13	0	0.2s	+2	10º	6º
45	Tmp	129	4.728	14:49:46.73	14:49:46.97	0	0.2s	+2	12º	6º
46	Tmp	133	6.318	14:52:12.28	14:52:12.42	0	0.1s	+1	5º	6º
47	Tmp	138	0.396	14:56:45.17	14:56:45.80	0	0.6s	+6	14º	6º
48	Tmp	139	0.641	14:57:16.29	14:57:16.17	0	0.1s	-1	3º	5º
49	Tmp	142	1.113	14:57:55.96	14:57:56.27	0	0.3s	+3	5º	6º
50	Tmp	144	1.712	14:58:53.62	14:58:53.35	0	0.3s	-3	8º	6º
51	Tmp	146	2.013	14:59:27.48	14:59:26.69	0	0.8s	-8	18º	8º
52	Tmp	147	2.215	14:59:49.52	14:59:49.63	0	0.1s	+1	5º	7º
53	Tmp	149	2.498	15:00:19.04	15:00:18.63	0	0.4s	-4	15º	7º
54	Tmp	151	2.742	15:00:43.33	15:00:45.18	0	1.9s	[+19]	17º	8º
55	Tmp	153	2.945	15:01:01.15	15:01:02.18	0	1.0s	+10	14º	8º
56	Tmp	157	3.333	15:01:46.95	15:01:48.22	0	1.3s	+13	16º	8º
57	Tmp	162	4.086	15:03:04.55	15:03:06.64	0	2.1s	[+21]	15º	8º

PC	Tp	Trc	DistPC	Ideal	Passagem	Pen	Erro	Pontos	NoPC	AtePC
58	Tmp	164	4.357	15:03:34.76	15:03:33.55	0	1.2s	-12	17º	8º
59	Tmp	167	4.647	15:04:09.06	15:04:09.73	0	0.7s	+7	6º	8º
60	Tmp	169	4.926	15:04:32.03	15:04:31.12	0	0.9s	-9	17º	9º
61	Tmp	170	5.116	15:04:51.88	15:04:51.84	0	0.0s	0	1º	9º
62	Tmp	171	5.558	15:05:48.71	15:05:51.55	0	2.8s	[+28]	16º	9º
63	Tmp	174	5.925	15:06:21.12	15:06:21.24	0	0.1s	+1	4º	9º
64	Tmp	176	6.374	15:07:04.01	15:07:04.23	0	0.2s	+2	8º	9º
65	Tmp	179	6.729	15:07:46.85	15:07:46.70	0	0.2s	-2	10º	9º
66	Tmp	181	7.027	15:08:08.76	15:08:08.11	0	0.7s	-7	18º	9º

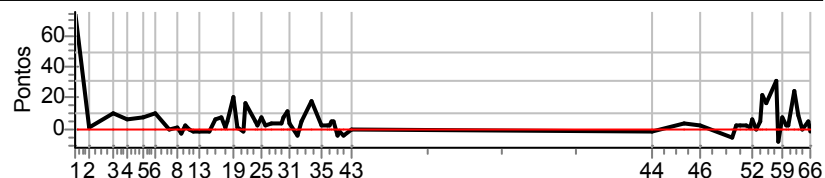
Num	13	Pen	0	PCZ	8	Total PP	238	Col. Final	9º
-----	----	-----	---	-----	---	----------	-----	------------	----



Performance Individual

PC	Tp	Trc	DistPC	Ideal	Passagem	Pen	Erro	Pontos	NoPC	AtePC
N	14	14 / Evaldo Martin Schulze / Matheus Drissen Schulze								
u	14°	Cat / NL / Largada SUPER MASTER / 14 / 08:14:00								
m	14°	Caçador TROLLER								
PC	Tp	Trc	DistPC	Ideal	Passagem	Pen	Erro	Pontos	NoPC	AtePC
1	Tmp	4	11.209	13:17:11.86	13:17:19.36	0	7.5s	[+75]	20°	20°
2	Tmp	7	12.631	13:19:19.01	13:19:19.14	0	0.1s	+1	10°	17°
3	Tmp	11	14.756	13:22:41.69	13:22:42.69	0	1.0s	+10	18°	20°
4	Tmp	12	16.190	13:24:46.79	13:24:47.34	0	0.6s	+6	15°	20°
5	Tmp	15	17.631	13:27:01.14	13:27:01.98	0	0.8s	+8	11°	20°
6	Tmp	18	19.050	13:28:54.19	13:28:55.18	0	1.0s	+10	19°	20°
7	Tmp	18	20.378	13:30:48.02	13:30:48.02	0	0.0s	0	3°	20°
8	Tmp	20	0.578	13:32:02.40	13:32:02.49	0	0.1s	+1	2°	17°
9	Tmp	22	0.868	13:32:35.77	13:32:35.49	0	0.3s	-3	12°	17°
10	Tmp	25	1.220	13:33:21.05	13:33:21.26	0	0.2s	+2	6°	16°
11	Tmp	27	1.431	13:33:47.35	13:33:47.35	0	0.0s	0	1°	13°
12	Tmp	29	1.732	13:34:21.00	13:34:20.95	0	0.1s	-1	4°	12°
13	Tmp	33	2.138	13:35:13.36	13:35:13.27	0	0.1s	-1	4°	11°
14	Tmp	37	2.987	13:36:37.37	13:36:37.15	0	0.2s	-2	8°	11°
15	Tmp	40	3.330	13:37:33.93	13:37:34.51	0	0.6s	+6	6°	11°
16	Tmp	44	3.768	13:38:30.81	13:38:31.60	0	0.8s	+8	10°	12°
17	Tmp	45	4.011	13:39:01.00	13:39:01.11	0	0.1s	+1	3°	11°
18	Tmp	46	4.293	13:39:22.74	13:39:23.23	0	0.5s	+5	18°	11°
19	Tmp	52	4.676	13:40:05.81	13:40:07.83	0	2.0s	[+20]	19°	13°
20	Tmp	54	5.014	13:40:42.05	13:40:42.17	0	0.1s	+1	3°	12°
21	Tmp	57	5.380	13:41:39.24	13:41:39.11	0	0.1s	-1	3°	9°
22	Tmp	59	5.584	13:42:01.51	13:42:03.08	0	1.6s	+16	9°	13°
23	Tmp	63	6.272	13:43:24.40	13:43:24.88	0	0.5s	+5	14°	12°
24	Tmp	64	6.513	13:43:43.66	13:43:43.92	0	0.3s	+3	8°	13°
25	Tmp	69	6.777	13:44:15.38	13:44:16.04	0	0.7s	+7	16°	13°
26	Tmp	71	7.116	13:44:45.91	13:44:46.07	0	0.2s	+2	8°	12°
27	Tmp	76	7.607	13:45:42.77	13:45:43.12	0	0.4s	+4	12°	12°
28	Tmp	79	8.175	13:47:09.91	13:47:10.27	0	0.4s	+4	18°	12°
29	Tmp	81	8.470	13:47:36.97	13:47:37.72	0	0.8s	+8	14°	11°
30	Tmp	83	8.748	13:48:05.01	13:48:06.09	0	1.1s	+11	17°	12°
31	Tmp	85	8.924	13:48:21.67	13:48:22.04	0	0.4s	+4	15°	12°
32	Tmp	88	9.250	13:49:24.38	13:49:23.94	0	0.4s	-4	14°	11°
33	Tmp	90	9.588	13:50:15.02	13:50:15.49	0	0.5s	+5	3°	11°
34	Tmp	94	10.163	13:51:43.33	13:51:45.10	0	1.8s	[+18]	12°	12°
35	Tmp	99	10.640	13:53:00.67	13:53:00.85	0	0.2s	+2	7°	11°
36	Tmp	102	11.004	13:53:56.31	13:53:56.48	0	0.2s	+2	8°	11°
37	Tmp	104	11.145	13:54:17.23	13:54:17.49	0	0.3s	+3	6°	11°
38	Tmp	105	11.295	13:54:33.33	13:54:33.81	0	0.5s	+5	18°	11°
39	Tmp	107	11.497	13:54:52.41	13:54:52.86	0	0.5s	+5	17°	12°
40	Tmp	109	11.855	13:55:23.30	13:55:22.94	0	0.4s	-4	14°	13°
41	Tmp	110	12.079	13:55:44.28	13:55:44.19	0	0.1s	-1	7°	13°
42	Tmp	112	12.374	13:56:17.50	13:56:17.09	0	0.4s	-4	16°	13°
43	Tmp	114	12.922	13:57:20.84	13:57:20.82	0	0.0s	0	1°	12°
44	Tmp	124	1.791	14:41:07.89	14:41:07.73	0	0.2s	-2	12°	12°
45	Tmp	129	4.728	14:45:46.73	14:45:47.11	0	0.4s	+4	15°	13°
46	Tmp	133	6.318	14:48:12.28	14:48:12.47	0	0.2s	+2	11°	13°
47	Tmp	138	0.396	14:52:45.17	14:52:44.58	0	0.6s	-6	15°	12°
48	Tmp	139	0.641	14:53:16.29	14:53:16.49	0	0.2s	+2	8°	12°
49	Tmp	142	1.113	14:53:55.96	14:53:56.26	0	0.3s	+3	6°	12°
50	Tmp	144	1.712	14:54:53.62	14:54:53.79	0	0.2s	+2	6°	11°
51	Tmp	146	2.013	14:55:27.48	14:55:27.53	0	0.1s	+1	5°	10°
52	Tmp	147	2.215	14:55:49.52	14:55:50.11	0	0.6s	+6	17°	11°
53	Tmp	149	2.498	14:56:19.04	14:56:19.07	0	0.0s	0	2°	11°
54	Tmp	151	2.742	14:56:43.33	14:56:43.80	0	0.5s	+5	1°	10°
55	Tmp	153	2.945	14:57:01.15	14:57:03.39	0	2.2s	[+22]	19°	12°
56	Tmp	157	3.333	14:57:46.95	14:57:48.60	0	1.7s	+17	18°	14°
57	Tmp	162	4.086	14:59:04.55	14:59:07.62	0	3.1s	+31	19°	15°

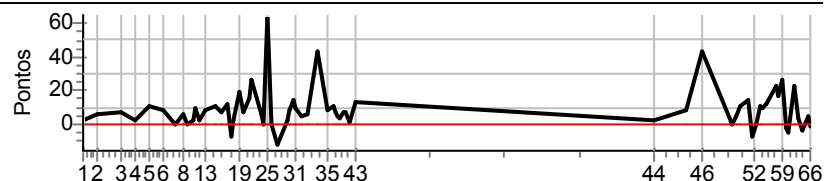
PC	Tp	Trc	DistPC	Ideal	Passagem	Pen	Erro	Pontos	NoPC	AtePC
58	Tmp	164	4.357	14:59:34.76	14:59:33.99	0	0.8s	-8	14°	15°
59	Tmp	167	4.647	15:00:09.06	15:00:09.89	0	0.8s	+8	9°	14°
60	Tmp	169	4.926	15:00:32.03	15:00:32.21	0	0.2s	+2	7°	14°
61	Tmp	170	5.116	15:00:51.88	15:00:52.10	0	0.2s	+2	9°	13°
62	Tmp	171	5.558	15:01:48.71	15:01:51.08	0	2.4s	[+24]	11°	13°
63	Tmp	174	5.925	15:02:21.12	15:02:22.04	0	0.9s	+9	18°	14°
64	Tmp	176	6.374	15:03:04.01	15:03:03.99	0	0.0s	0	4°	14°
65	Tmp	179	6.729	15:03:46.85	15:03:47.36	0	0.5s	+5	17°	14°
66	Tmp	181	7.027	15:04:08.76	15:04:08.56	0	0.2s	-2	10°	14°
Num	14	Pen	0	PCZ	5	Total PP	283	Col. Final	14°	



Performance Individual

PC	Tp	Trc	DistPC	Ideal	Passagem	Pen	Erro	Pontos	NoPC	AtePC
N	15	15 / Carlos Alberto Mendonça / Erik Fernandes de Brito								
u		Cat / NL / Largada / SUPER MASTER / 16 / 08:16:00								
m	19°	Criciúma PAJERO FULL								
PC	Tp	Trc	DistPC	Ideal	Passagem	Pen	Erro	Pontos	NoPC	AtePC
1	Tmp	4	11.209	13:19:11.86	13:19:12.11	0	0.3s	+3	16°	16°
2	Tmp	7	12.631	13:21:19.01	13:21:19.59	0	0.6s	+6	19°	19°
3	Tmp	11	14.756	13:24:41.69	13:24:42.42	0	0.7s	+7	12°	19°
4	Tmp	12	16.190	13:26:46.79	13:26:47.13	0	0.3s	+3	7°	16°
5	Tmp	15	17.631	13:29:01.14	13:29:02.27	0	1.1s	+11	16°	15°
6	Tmp	18	19.050	13:30:54.19	13:30:55.03	0	0.8s	+8	14°	15°
7	Tmp	18	20.378	13:32:48.02	13:32:48.04	0	0.0s	0	2°	13°
8	Tmp	20	0.578	13:34:02.40	13:34:02.97	0	0.6s	+6	17°	14°
9	Tmp	22	0.868	13:34:35.77	13:34:35.74	0	0.0s	0	2°	14°
10	Tmp	25	1.220	13:35:21.05	13:35:21.38	0	0.3s	+3	8°	13°
11	Tmp	27	1.431	13:35:47.35	13:35:48.35	0	1.0s	+10	18°	16°
12	Tmp	29	1.732	13:36:21.00	13:36:21.21	0	0.2s	+2	8°	15°
13	Tmp	33	2.138	13:37:13.36	13:37:14.23	0	0.9s	+9	20°	16°
14	Tmp	37	2.987	13:38:37.37	13:38:38.51	0	1.1s	+11	19°	17°
15	Tmp	40	3.330	13:39:33.93	13:39:34.62	0	0.7s	+7	8°	17°
16	Tmp	44	3.768	13:40:30.81	13:40:32.00	0	1.2s	+12	15°	17°
17	Tmp	45	4.011	13:41:01.00	13:41:00.30	0	0.7s	-7	18°	18°
18	Tmp	46	4.293	13:41:22.74	13:41:23.07	0	0.3s	+3	13°	17°
19	Tmp	52	4.676	13:42:05.81	13:42:07.73	0	1.9s	+19	18°	19°
20	Tmp	54	5.014	13:42:42.05	13:42:42.70	0	0.7s	+7	16°	19°
21	Tmp	57	5.380	13:43:39.24	13:43:40.83	0	1.6s	+16	18°	19°
22	Tmp	59	5.584	13:44:01.51	13:44:04.13	0	2.6s	[+26]	18°	19°
23	Tmp	63	6.272	13:45:24.40	13:45:25.02	0	0.6s	+6	15°	18°
24	Tmp	64	6.513	13:45:43.66	13:45:43.64	0	0.0s	0	1°	18°
25	Tmp	69	6.777	13:46:15.38	13:46:21.83	0	6.5s	[+65]	20°	19°
26	Tmp	71	7.116	13:46:45.91	13:46:45.94	0	0.0s	0	1°	18°
27	Tmp	76	7.607	13:47:42.77	13:47:41.61	0	1.2s	-12	19°	19°
28	Tmp	79	8.175	13:49:09.91	13:49:10.23	0	0.3s	+3	17°	19°
29	Tmp	81	8.470	13:49:36.97	13:49:37.85	0	0.9s	+9	16°	18°
30	Tmp	83	8.748	13:50:05.01	13:50:06.41	0	1.4s	+14	20°	19°
31	Tmp	85	8.924	13:50:21.67	13:50:22.69	0	1.0s	+10	19°	19°
32	Tmp	88	9.250	13:51:24.38	13:51:24.89	0	0.5s	+5	16°	19°
33	Tmp	90	9.588	13:52:15.02	13:52:15.62	0	0.6s	+6	5°	19°
34	Tmp	94	10.163	13:53:43.33	13:53:47.58	0	4.3s	+43	20°	19°
35	Tmp	99	10.640	13:55:00.67	13:55:01.46	0	0.8s	+8	18°	19°
36	Tmp	102	11.004	13:55:56.31	13:55:57.42	0	1.1s	+11	19°	19°
37	Tmp	104	11.145	13:56:17.23	13:56:17.91	0	0.7s	+7	15°	19°
38	Tmp	105	11.295	13:56:33.33	13:56:33.87	0	0.5s	+5	17°	19°
39	Tmp	107	11.497	13:56:52.41	13:56:52.77	0	0.4s	+4	16°	19°
40	Tmp	109	11.855	13:57:23.30	13:57:24.03	0	0.7s	+7	20°	19°
41	Tmp	110	12.079	13:57:44.28	13:57:45.01	0	0.7s	+7	19°	19°
42	Tmp	112	12.374	13:58:17.50	13:58:17.64	0	0.1s	+1	3°	19°
43	Tmp	114	12.922	13:59:20.84	13:59:22.16	0	1.3s	+13	20°	19°
44	Tmp	124	1.791	14:43:07.89	14:43:08.04	0	0.2s	+2	11°	19°
45	Tmp	129	4.728	14:47:46.73	14:47:47.55	0	0.8s	+8	20°	19°
46	Tmp	133	6.318	14:50:12.28	14:50:16.62	0	4.3s	+43	20°	19°
47	Tmp	138	0.396	14:54:45.17	14:54:45.14	0	0.0s	0	1°	19°
48	Tmp	139	0.641	14:55:16.29	14:55:16.81	0	0.5s	+5	18°	19°
49	Tmp	142	1.113	14:55:55.96	14:55:57.08	0	1.1s	+11	19°	19°
50	Tmp	144	1.712	14:56:53.62	14:56:54.98	0	1.4s	+14	18°	19°
51	Tmp	146	2.013	14:57:27.48	14:57:26.82	0	0.7s	-7	15°	19°
52	Tmp	147	2.215	14:57:49.52	14:57:49.09	0	0.4s	-4	13°	19°
53	Tmp	149	2.498	14:58:19.04	14:58:19.06	0	0.0s	0	1°	19°
54	Tmp	151	2.742	14:58:43.33	14:58:44.43	0	1.1s	+11	5°	19°
55	Tmp	153	2.945	14:59:01.15	14:59:02.17	0	1.0s	+10	15°	19°
56	Tmp	157	3.333	14:59:46.95	14:59:48.17	0	1.2s	+12	15°	19°
57	Tmp	162	4.086	15:01:04.55	15:01:06.88	0	2.3s	[+23]	16°	19°

PC	Tp	Trc	DistPC	Ideal	Passagem	Pen	Erro	Pontos	NoPC	AtePC
58	Tmp	164	4.357	15:01:34.76	15:01:36.49	0	1.7s	+17	19°	19°
59	Tmp	167	4.647	15:02:09.06	15:02:11.61	0	2.6s	[+26]	17°	19°
60	Tmp	169	4.926	15:02:32.03	15:02:31.80	0	0.2s	-2	6°	19°
61	Tmp	170	5.116	15:02:51.88	15:02:51.40	0	0.5s	-5	14°	19°
62	Tmp	171	5.558	15:03:48.71	15:03:51.01	0	2.3s	[+23]	8°	19°
63	Tmp	174	5.925	15:04:21.12	15:04:21.49	0	0.4s	+4	14°	19°
64	Tmp	176	6.374	15:05:04.01	15:05:03.62	0	0.4s	-4	12°	19°
65	Tmp	179	6.729	15:05:46.85	15:05:47.36	0	0.5s	+5	16°	19°
66	Tmp	181	7.027	15:06:08.76	15:06:08.63	0	0.1s	-1	6°	19°
Num	15	Pen	0	PCZ	6	Total PP	486	Col. Final	19°	

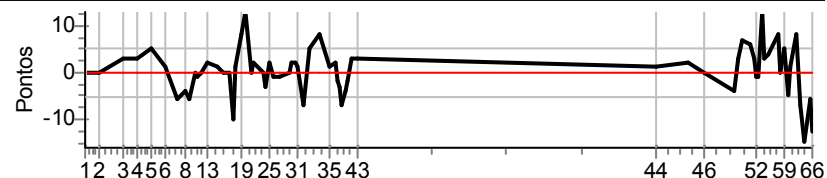


Performance Individual

PC	Tp	Trc	DistPC	Ideal	Passagem	Pen	Erro	Pontos	NoPC	AtePC
N	17	17 / Marcio Ruckl / Marcio Ruckl Junior								
u	2º	Cat / NL / Largada		SUPER MASTER / 7 / 08:07:00						
m	2º	Rio Negrinho			TROLLER T4					
PC	Tp	Trc	DistPC	Ideal	Passagem	Pen	Erro	Pontos	NoPC	AtePC
1	Tmp	4	11.209	13:10:11.86	13:10:11.82	0	0.0s	0	4º	4º
2	Tmp	7	12.631	13:12:19.01	13:12:19.00	0	0.0s	0	5º	3º
3	Tmp	11	14.756	13:15:41.69	13:15:42.03	0	0.3s	+3	6º	3º
4	Tmp	12	16.190	13:17:46.79	13:17:47.10	0	0.3s	+3	9º	5º
5	Tmp	15	17.631	13:20:01.14	13:20:01.60	0	0.5s	+5	5º	5º
6	Tmp	18	19.050	13:21:54.19	13:21:54.29	0	0.1s	+1	2º	2º
7	Tmp	18	20.378	13:23:48.02	13:23:47.45	0	0.6s	-6	19º	4º
8	Tmp	20	0.578	13:25:02.40	13:25:01.96	0	0.4s	-4	11º	5º
9	Tmp	22	0.868	13:25:35.77	13:25:35.17	0	0.6s	-6	19º	8º
10	Tmp	25	1.220	13:26:21.05	13:26:21.08	0	0.0s	0	2º	4º
11	Tmp	27	1.431	13:26:47.35	13:26:47.21	0	0.1s	-1	5º	3º
12	Tmp	29	1.732	13:27:21.00	13:27:21.04	0	0.0s	0	2º	2º
13	Tmp	33	2.138	13:28:13.36	13:28:13.60	0	0.2s	+2	5º	2º
14	Tmp	37	2.987	13:29:37.37	13:29:37.51	0	0.1s	+1	5º	1º
15	Tmp	40	3.330	13:30:33.93	13:30:33.92	0	0.0s	0	1º	1º
16	Tmp	44	3.768	13:31:30.81	13:31:30.82	0	0.0s	0	2º	1º
17	Tmp	45	4.011	13:32:01.00	13:31:59.96	0	1.0s	[-10]	19º	1º
18	Tmp	46	4.293	13:32:22.74	13:32:22.81	0	0.1s	+1	7º	1º
19	Tmp	52	4.676	13:33:05.81	13:33:06.64	0	0.8s	+8	12º	1º
20	Tmp	54	5.014	13:33:42.05	13:33:43.30	0	1.3s	[+13]	20º	2º
21	Tmp	57	5.380	13:34:39.24	13:34:39.21	0	0.0s	0	1º	2º
22	Tmp	59	5.584	13:35:01.51	13:35:01.72	0	0.2s	+2	1º	1º
23	Tmp	63	6.272	13:36:24.40	13:36:24.44	0	0.0s	0	2º	1º
24	Tmp	64	6.513	13:36:43.66	13:36:43.41	0	0.3s	-3	11º	1º
25	Tmp	69	6.777	13:37:15.38	13:37:15.57	0	0.2s	+2	7º	1º
26	Tmp	71	7.116	13:37:45.91	13:37:45.80	0	0.1s	-1	4º	1º
27	Tmp	76	7.607	13:38:42.77	13:38:42.64	0	0.1s	-1	3º	1º
28	Tmp	79	8.175	13:40:09.91	13:40:09.88	0	0.0s	0	5º	1º
29	Tmp	81	8.470	13:40:36.97	13:40:37.12	0	0.2s	+2	6º	1º
30	Tmp	83	8.748	13:41:05.01	13:41:05.21	0	0.2s	+2	1º	1º
31	Tmp	85	8.924	13:41:21.67	13:41:21.72	0	0.1s	+1	6º	1º
32	Tmp	88	9.250	13:42:24.38	13:42:23.64	0	0.7s	-7	20º	1º
33	Tmp	90	9.588	13:43:15.02	13:43:15.49	0	0.5s	+5	4º	1º
34	Tmp	94	10.163	13:44:43.33	13:44:44.12	0	0.8s	+8	5º	1º
35	Tmp	99	10.640	13:46:00.67	13:46:00.81	0	0.1s	+1	6º	1º
36	Tmp	102	11.004	13:46:56.31	13:46:56.52	0	0.2s	+2	10º	1º
37	Tmp	104	11.145	13:47:17.23	13:47:16.99	0	0.2s	-2	3º	1º
38	Tmp	105	11.295	13:47:33.33	13:47:33.07	0	0.3s	-3	13º	1º
39	Tmp	107	11.497	13:47:52.41	13:47:51.75	0	0.7s	-7	19º	1º
40	Tmp	109	11.855	13:48:23.30	13:48:22.93	0	0.4s	-4	15º	1º
41	Tmp	110	12.079	13:48:44.28	13:48:44.05	0	0.2s	-2	11º	1º
42	Tmp	112	12.374	13:49:17.50	13:49:17.84	0	0.3s	+3	15º	1º
43	Tmp	114	12.922	13:50:20.84	13:50:21.15	0	0.3s	+3	7º	1º
44	Tmp	124	1.791	14:34:07.89	14:34:07.97	0	0.1s	+1	8º	1º
45	Tmp	129	4.728	14:38:46.73	14:38:46.88	0	0.2s	+2	13º	1º
46	Tmp	133	6.318	14:41:12.28	14:41:12.31	0	0.0s	0	1º	1º
47	Tmp	138	0.396	14:45:45.17	14:45:44.79	0	0.4s	-4	9º	1º
48	Tmp	139	0.641	14:46:16.29	14:46:16.63	0	0.3s	+3	11º	1º
49	Tmp	142	1.113	14:46:55.96	14:46:56.70	0	0.7s	+7	14º	1º
50	Tmp	144	1.712	14:47:53.62	14:47:54.19	0	0.6s	+6	12º	1º
51	Tmp	146	2.013	14:48:27.48	14:48:27.76	0	0.3s	+3	12º	1º
52	Tmp	147	2.215	14:48:49.52	14:48:49.45	0	0.1s	-1	6º	1º
53	Tmp	149	2.498	14:49:19.04	14:49:18.99	0	0.1s	-1	9º	1º
54	Tmp	151	2.742	14:49:43.33	14:49:44.63	0	1.3s	[+13]	7º	1º
55	Tmp	153	2.945	14:50:01.15	14:50:01.47	0	0.3s	+3	4º	1º
56	Tmp	157	3.333	14:50:46.95	14:50:47.31	0	0.4s	+4	6º	1º
57	Tmp	162	4.086	14:52:04.55	14:52:05.38	0	0.8s	+8	2º	1º

PC	Tp	Trc	DistPC	Ideal	Passagem	Pen	Erro	Pontos	NoPC	AtePC
58	Tmp	164	4.357	14:52:34.76	14:52:34.76	0	0.0s	0	1º	1º
59	Tmp	167	4.647	14:53:09.06	14:53:09.59	0	0.5s	+5	4º	1º
60	Tmp	169	4.926	14:53:32.03	14:53:31.50	0	0.5s	-5	12º	1º
61	Tmp	170	5.116	14:53:51.88	14:53:51.98	0	0.1s	+1	6º	1º
62	Tmp	171	5.558	14:54:48.71	14:54:49.48	0	0.8s	+8	1º	1º
63	Tmp	174	5.925	14:55:21.12	14:55:20.41	0	0.7s	-7	17º	1º
64	Tmp	176	6.374	14:56:04.01	14:56:02.54	0	1.5s	[-15]	19º	1º
65	Tmp	179	6.729	14:56:46.85	14:56:46.26	0	0.6s	-6	19º	1º
66	Tmp	181	7.027	14:57:08.76	14:57:07.51	0	1.3s	[-13]	19º	2º

Num	17	Pen	0	PCZ	11	Total PP	177	Col. Final	2º
-----	----	-----	---	-----	----	----------	-----	------------	----

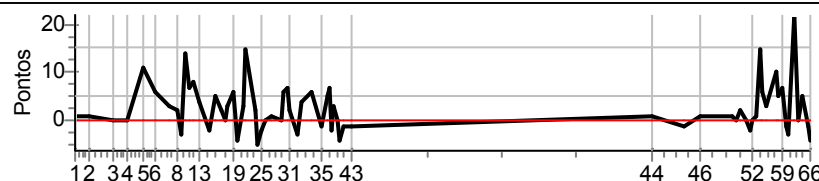


Performance Individual

PC	Tp	Trc	DistPC	Ideal	Passagem	Pen	Erro	Pontos	NoPC	AtePC
N	18	18 / Flavio Roberto Kath / Rafain Walendowsky								
u	1°	Cat / NL / Largada SUPER MASTER / 10 / 08:10:00								
m	1°	Blumenau TROLLER								
PC	Tp	Trc	DistPC	Ideal	Passagem	Pen	Erro	Pontos	NoPC	AtePC
1	Tmp	4	11.209	13:13:11.86	13:13:11.95	0	0.1s	+1	7°	7°
2	Tmp	7	12.631	13:15:19.01	13:15:19.11	0	0.1s	+1	11°	7°
3	Tmp	11	14.756	13:18:41.69	13:18:41.67	0	0.0s	0	3°	4°
4	Tmp	12	16.190	13:20:46.79	13:20:46.80	0	0.0s	0	3°	3°
5	Tmp	15	17.631	13:23:01.14	13:23:02.25	0	1.1s	[+11]	17°	3°
6	Tmp	18	19.050	13:24:54.19	13:24:54.77	0	0.6s	+6	10°	4°
7	Tmp	18	20.378	13:26:48.02	13:26:48.31	0	0.3s	+3	14°	3°
8	Tmp	20	0.578	13:28:02.40	13:28:02.56	0	0.2s	+2	7°	3°
9	Tmp	22	0.868	13:28:35.77	13:28:35.43	0	0.3s	-3	13°	3°
10	Tmp	25	1.220	13:29:21.05	13:29:22.48	0	1.4s	[+14]	19°	8°
11	Tmp	27	1.431	13:29:47.35	13:29:48.06	0	0.7s	+7	15°	10°
12	Tmp	29	1.732	13:30:21.00	13:30:21.79	0	0.8s	+8	17°	11°
13	Tmp	33	2.138	13:31:13.36	13:31:13.73	0	0.4s	+4	13°	13°
14	Tmp	37	2.987	13:32:37.37	13:32:37.18	0	0.2s	-2	9°	13°
15	Tmp	40	3.330	13:33:33.93	13:33:34.44	0	0.5s	+5	5°	12°
16	Tmp	44	3.768	13:34:30.81	13:34:31.02	0	0.2s	+2	3°	8°
17	Tmp	45	4.011	13:35:01.00	13:35:01.02	0	0.0s	0	1°	6°
18	Tmp	46	4.293	13:35:22.74	13:35:23.05	0	0.3s	+3	14°	7°
19	Tmp	52	4.676	13:36:05.81	13:36:06.45	0	0.6s	+6	8°	6°
20	Tmp	54	5.014	13:36:42.05	13:36:41.65	0	0.4s	-4	14°	6°
21	Tmp	57	5.380	13:37:39.24	13:37:39.53	0	0.3s	+3	7°	5°
22	Tmp	59	5.584	13:38:01.51	13:38:02.99	0	1.5s	[+15]	7°	5°
23	Tmp	63	6.272	13:39:24.40	13:39:24.62	0	0.2s	+2	9°	5°
24	Tmp	64	6.513	13:39:43.66	13:39:43.20	0	0.5s	-5	17°	5°
25	Tmp	69	6.777	13:40:15.38	13:40:15.20	0	0.2s	-2	6°	5°
26	Tmp	71	7.116	13:40:45.91	13:40:45.87	0	0.0s	0	3°	5°
27	Tmp	76	7.607	13:41:42.77	13:41:42.86	0	0.1s	+1	1°	5°
28	Tmp	79	8.175	13:43:09.91	13:43:09.89	0	0.0s	0	3°	5°
29	Tmp	81	8.470	13:43:36.97	13:43:37.60	0	0.6s	+6	11°	5°
30	Tmp	83	8.748	13:44:05.01	13:44:05.73	0	0.7s	+7	11°	5°
31	Tmp	85	8.924	13:44:21.67	13:44:21.83	0	0.2s	+2	12°	5°
32	Tmp	88	9.250	13:45:24.38	13:45:24.10	0	0.3s	-3	9°	5°
33	Tmp	90	9.588	13:46:15.02	13:46:15.37	0	0.4s	+4	2°	5°
34	Tmp	94	10.163	13:47:43.33	13:47:43.89	0	0.6s	+6	1°	4°
35	Tmp	99	10.640	13:49:00.67	13:49:00.54	0	0.1s	-1	5°	4°
36	Tmp	102	11.004	13:49:56.31	13:49:56.76	0	0.5s	+5	16°	5°
37	Tmp	104	11.145	13:50:17.23	13:50:17.96	0	0.7s	+7	16°	5°
38	Tmp	105	11.295	13:50:33.33	13:50:33.09	0	0.2s	-2	10°	5°
39	Tmp	107	11.497	13:50:52.41	13:50:52.74	0	0.3s	+3	13°	5°
40	Tmp	109	11.855	13:51:23.30	13:51:23.27	0	0.0s	0	2°	5°
41	Tmp	110	12.079	13:51:44.28	13:51:43.93	0	0.4s	-4	16°	5°
42	Tmp	112	12.374	13:52:17.50	13:52:17.40	0	0.1s	-1	6°	5°
43	Tmp	114	12.922	13:53:20.84	13:53:20.78	0	0.1s	-1	5°	4°
44	Tmp	124	1.791	14:37:07.89	14:37:08.03	0	0.1s	+1	6°	4°
45	Tmp	129	4.728	14:41:46.73	14:41:46.68	0	0.1s	-1	8°	4°
46	Tmp	133	6.318	14:44:12.28	14:44:12.38	0	0.1s	+1	7°	4°
47	Tmp	138	0.396	14:48:45.17	14:48:45.30	0	0.1s	+1	4°	4°
48	Tmp	139	0.641	14:49:16.29	14:49:16.31	0	0.0s	0	2°	4°
49	Tmp	142	1.113	14:49:55.96	14:49:56.18	0	0.2s	+2	4°	4°
50	Tmp	144	1.712	14:50:53.62	14:50:53.62	0	0.0s	0	1°	2°
51	Tmp	146	2.013	14:51:27.48	14:51:27.30	0	0.2s	-2	10°	2°
52	Tmp	147	2.215	14:51:49.52	14:51:49.53	0	0.0s	0	1°	2°
53	Tmp	149	2.498	14:52:19.04	14:52:19.18	0	0.1s	+1	7°	2°
54	Tmp	151	2.742	14:52:43.33	14:52:44.83	0	1.5s	[+15]	10°	2°
55	Tmp	153	2.945	14:53:01.15	14:53:01.74	0	0.6s	+6	6°	2°
56	Tmp	157	3.333	14:53:46.95	14:53:47.28	0	0.3s	+3	4°	2°
57	Tmp	162	4.086	14:55:04.55	14:55:05.52	0	1.0s	+10	5°	2°

PC	Tp	Trc	DistPC	Ideal	Passagem	Pen	Erro	Pontos	NoPC	AtePC
58	Tmp	164	4.357	14:55:34.76	14:55:35.28	0	0.5s	+5	8°	2°
59	Tmp	167	4.647	14:56:09.06	14:56:09.73	0	0.7s	+7	7°	2°
60	Tmp	169	4.926	14:56:32.03	14:56:31.97	0	0.1s	-1	3°	2°
61	Tmp	170	5.116	14:56:51.88	14:56:51.62	0	0.3s	-3	11°	2°
62	Tmp	171	5.558	14:57:48.71	14:57:50.89	0	2.2s	[+22]	7°	2°
63	Tmp	174	5.925	14:58:21.12	14:58:21.11	0	0.0s	0	2°	2°
64	Tmp	176	6.374	14:59:04.01	14:59:04.47	0	0.5s	+5	13°	2°
65	Tmp	179	6.729	14:59:46.85	14:59:46.78	0	0.1s	-1	6°	2°
66	Tmp	181	7.027	15:00:08.76	15:00:08.40	0	0.4s	-4	15°	1°

Num	18	Pen	0	PCZ	10	Total PP	176	Col. Final	1°
-----	----	-----	---	-----	----	----------	-----	------------	----

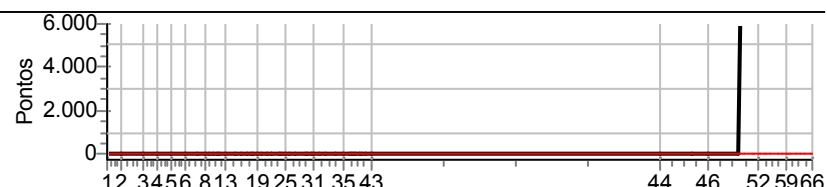


Performance Individual

PC	Tp	Trc	DistPC	Ideal	Passagem	Pen	Erro	Pontos	NoPC	AtePC
N	19	19 / Rogerio Augusto Franciosi / Ilca Nunes Franciosi								
u		Cat / NL / Largada SUPER MASTER / 17 / 08:17:00								
m	20°	Tangara da Serra PAJERO FULL								
PC	Tp	Trc	DistPC	Ideal	Passagem	Pen	Erro	Pontos	NoPC	AtePC
1	Tmp	4	11.209	13:20:11.86	13:20:12.35	0	0.5s	+5	18°	18°
2	Tmp	7	12.631	13:22:19.01	13:22:19.15	0	0.1s	+1	8°	14°
3	Tmp	11	14.756	13:25:41.69	13:25:43.23	0	1.5s	+15	20°	16°
4	Tmp	12	16.190	13:27:46.79	13:27:47.17	0	0.4s	+4	10°	14°
5	Tmp	15	17.631	13:30:01.14	13:30:01.81	0	0.7s	+7	9°	13°
6	Tmp	18	19.050	13:31:54.19	13:31:55.11	0	0.9s	+9	17°	14°
7	Tmp	18	20.378	13:33:48.02	13:33:48.70	0	0.7s	+7	20°	19°
8	Tmp	20	0.578	13:35:02.40	13:35:03.21	0	0.8s	+8	20°	20°
9	Tmp	22	0.868	13:35:35.77	13:35:35.70	0	0.1s	-1	6°	20°
10	Tmp	25	1.220	13:36:21.05	13:36:22.19	0	1.1s	+11	18°	20°
11	Tmp	27	1.431	13:36:47.35	13:36:48.58	0	1.2s	+12	19°	20°
12	Tmp	29	1.732	13:37:21.00	13:37:22.37	0	1.4s	+14	19°	20°
13	Tmp	33	2.138	13:38:13.36	13:38:13.72	0	0.4s	+4	11°	20°
14	Tmp	37	2.987	13:39:37.37	13:39:37.79	0	0.4s	+4	13°	20°
15	Tmp	40	3.330	13:40:33.93	13:40:33.03	0	0.9s	-9	13°	20°
16	Tmp	44	3.768	13:41:30.81	13:41:33.09	0	2.3s	[+23]	20°	20°
17	Tmp	45	4.011	13:42:01.00	13:42:00.53	0	0.5s	-5	15°	20°
18	Tmp	46	4.293	13:42:22.74	13:42:23.35	0	0.6s	+6	19°	20°
19	Tmp	52	4.676	13:43:05.81	13:43:06.70	0	0.9s	+9	14°	20°
20	Tmp	54	5.014	13:43:42.05	13:43:41.90	0	0.2s	-2	7°	20°
21	Tmp	57	5.380	13:44:39.24	13:44:38.71	0	0.5s	-5	8°	20°
22	Tmp	59	5.584	13:45:01.51	13:45:04.77	0	3.3s	[+33]	20°	20°
23	Tmp	63	6.272	13:46:24.40	13:46:24.54	0	0.1s	+1	3°	20°
24	Tmp	64	6.513	13:46:43.66	13:46:43.52	0	0.1s	-1	4°	20°
25	Tmp	69	6.777	13:47:15.38	13:47:17.55	0	2.2s	[+22]	19°	20°
26	Tmp	71	7.116	13:47:45.91	13:47:47.58	0	1.7s	+17	20°	20°
27	Tmp	76	7.607	13:48:42.77	13:48:43.11	0	0.3s	+3	8°	20°
28	Tmp	79	8.175	13:50:09.91	13:50:10.24	0	0.3s	+3	16°	20°
29	Tmp	81	8.470	13:50:36.97	13:50:37.74	0	0.8s	+8	13°	20°
30	Tmp	83	8.748	13:51:05.01	13:51:06.40	0	1.4s	+14	19°	20°
31	Tmp	85	8.924	13:51:21.67	13:51:23.03	0	1.4s	+14	20°	20°
32	Tmp	88	9.250	13:52:24.38	13:52:24.30	0	0.1s	-1	2°	20°
33	Tmp	90	9.588	13:53:15.02	13:53:16.92	0	1.9s	+19	20°	20°
34	Tmp	94	10.163	13:54:43.33	13:54:46.60	0	3.3s	+33	19°	20°
35	Tmp	99	10.640	13:56:00.67	13:56:01.29	0	0.6s	+6	14°	20°
36	Tmp	102	11.004	13:56:56.31	13:56:58.85	0	2.5s	[+25]	20°	20°
37	Tmp	104	11.145	13:57:17.23	13:57:19.77	0	2.5s	[+25]	20°	20°
38	Tmp	105	11.295	13:57:33.33	13:57:34.89	0	1.6s	+16	20°	20°
39	Tmp	107	11.497	13:57:52.41	13:57:53.98	0	1.6s	+16	20°	20°
40	Tmp	109	11.855	13:58:23.30	13:58:23.45	0	0.2s	+2	8°	20°
41	Tmp	110	12.079	13:58:44.28	13:58:44.93	0	0.7s	+7	18°	20°
42	Tmp	112	12.374	13:59:17.50	13:59:18.09	0	0.6s	+6	20°	20°
43	Tmp	114	12.922	14:00:20.84	14:00:22.02	0	1.2s	+12	19°	20°
44	Tmp	124	1.791	14:44:07.89	14:44:08.22	0	0.3s	+3	17°	20°
45	Tmp	129	4.728	14:48:46.73	14:48:47.24	0	0.5s	+5	18°	20°
46	Tmp	133	6.318	14:51:12.28	14:51:12.83	0	0.6s	+6	18°	20°
47	Tmp	138	0.396	14:55:45.17	14:55:47.30	0	2.1s	+21	20°	20°
48	Tmp	139	0.641	14:56:16.29	15:13:54.11	0	17m37s	+6000	20°	20°
49	Tmp	142	1.113	14:56:55.96	15:14:36.07	0	17m40s	+6000	20°	20°
50	Tmp	144	1.712	14:57:53.62	15:15:24.50	0	17m30s	+6000	20°	20°
51	Tmp	146	2.013	14:58:27.48	15:15:51.75	0	17m24s	+6000	20°	20°
52	Tmp	147	2.215	14:58:49.52	15:16:12.29	0	17m22s	+6000	20°	20°
53	Tmp	149	2.498	14:59:19.04	15:16:35.86	0	17m16s	+6000	20°	20°
54	Tmp	151	2.742	14:59:43.33	15:16:57.53	0	17m14s	+6000	20°	20°
55	Tmp	153	2.945	15:00:01.15	15:17:13.72	0	17m12s	+6000	20°	20°
56	Tmp	157	3.333	15:00:46.95	15:17:49.23	0	17m02s	+6000	20°	20°
57	Tmp	162	4.086	15:02:04.55	15:18:56.79	0	16m52s	+6000	20°	20°

PC	Tp	Trc	DistPC	Ideal	Passagem	Pen	Erro	Pontos	NoPC	AtePC
58	Tmp	164	4.357	15:02:34.76	15:19:21.30	0	16m46s	+6000	20°	20°
59	Tmp	167	4.647	15:03:09.06	15:19:53.81	0	16m44s	+6000	20°	20°
60	Tmp	169	4.926	15:03:32.03	15:20:14.61	0	16m42s	+6000	20°	20°
61	Tmp	170	5.116	15:03:51.88	15:20:29.70	0	16m37s	+6000	20°	20°
62	Tmp	171	5.558	15:04:48.71	15:21:14.45	0	16m25s	+6000	20°	20°
63	Tmp	174	5.925	15:05:21.12	15:21:42.80	0	16m21s	+6000	20°	20°
64	Tmp	176	6.374	15:06:04.01	15:22:20.48	0	16m16s	+6000	20°	20°
65	Tmp	179	6.729	15:06:46.85	15:22:53.11	0	16m06s	+6000	20°	20°
66	Tmp	181	7.027	15:07:08.76	15:23:12.64	0	16m03s	+6000	20°	20°

Num	19	Pen	0	PCZ	0	Total PP	114352	Col. Final	20°
-----	----	-----	---	-----	---	----------	--------	------------	-----

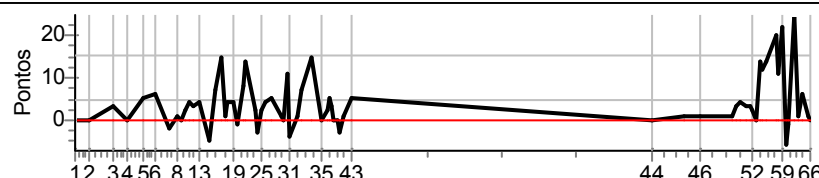


Performance Individual

PC	Tp	Trc	DistPC	Ideal	Passagem	Pen	Erro	Pontos	NoPC	AtePC
N	20	20 / Vinicius Lustosa Polati / Marcos Fernando Evangelista								
u	7°	Cat / NL / Largada SUPER MASTER / 13 / 08:13:00								
m		Curitiba PAJERO								
PC	Tp	Trc	DistPC	Ideal	Passagem	Pen	Erro	Pontos	NoPC	AtePC
1	Tmp	4	11.209	13:16:11.86	13:16:11.84	0	0.0s	0	1°	1°
2	Tmp	7	12.631	13:18:19.01	13:18:19.00	0	0.0s	0	2°	1°
3	Tmp	11	14.756	13:21:41.69	13:21:42.03	0	0.3s	+3	5°	2°
4	Tmp	12	16.190	13:23:46.79	13:23:46.76	0	0.0s	0	2°	2°
5	Tmp	15	17.631	13:26:01.14	13:26:01.66	0	0.5s	+5	3°	4°
6	Tmp	18	19.050	13:27:54.19	13:27:54.78	0	0.6s	+6	9°	3°
7	Tmp	18	20.378	13:29:48.02	13:29:47.81	0	0.2s	-2	10°	2°
8	Tmp	20	0.578	13:31:02.40	13:31:02.53	0	0.1s	+1	3°	1°
9	Tmp	22	0.868	13:31:35.77	13:31:35.74	0	0.0s	0	4°	1°
10	Tmp	25	1.220	13:32:21.05	13:32:21.24	0	0.2s	+2	7°	1°
11	Tmp	27	1.431	13:32:47.35	13:32:47.79	0	0.4s	+4	11°	1°
12	Tmp	29	1.732	13:33:21.00	13:33:21.25	0	0.3s	+3	10°	1°
13	Tmp	33	2.138	13:34:13.36	13:34:13.80	0	0.4s	+4	12°	1°
14	Tmp	37	2.987	13:35:37.37	13:35:36.88	0	0.5s	-5	15°	2°
15	Tmp	40	3.330	13:36:33.93	13:36:34.67	0	0.7s	+7	9°	2°
16	Tmp	44	3.768	13:37:30.81	13:37:32.27	0	1.5s	[+15]	17°	3°
17	Tmp	45	4.011	13:38:01.00	13:38:01.11	0	0.1s	+1	4°	2°
18	Tmp	46	4.293	13:38:22.74	13:38:23.15	0	0.4s	+4	17°	3°
19	Tmp	52	4.676	13:39:05.81	13:39:06.22	0	0.4s	+4	5°	3°
20	Tmp	54	5.014	13:39:42.05	13:39:41.96	0	0.1s	-1	4°	3°
21	Tmp	57	5.380	13:40:39.24	13:40:40.06	0	0.8s	+8	13°	4°
22	Tmp	59	5.584	13:41:01.51	13:41:02.94	0	1.4s	+14	6°	4°
23	Tmp	63	6.272	13:42:24.40	13:42:24.58	0	0.2s	+2	7°	4°
24	Tmp	64	6.513	13:42:43.66	13:42:43.32	0	0.3s	-3	9°	4°
25	Tmp	69	6.777	13:43:15.38	13:43:15.58	0	0.2s	+2	4°	4°
26	Tmp	71	7.116	13:43:45.91	13:43:46.29	0	0.4s	+4	12°	4°
27	Tmp	76	7.607	13:44:42.77	13:44:43.30	0	0.5s	+5	15°	4°
28	Tmp	79	8.175	13:46:09.91	13:46:10.01	0	0.1s	+1	7°	4°
29	Tmp	81	8.470	13:46:36.97	13:46:36.96	0	0.0s	0	1°	3°
30	Tmp	83	8.748	13:47:05.01	13:47:06.15	0	1.1s	+11	18°	4°
31	Tmp	85	8.924	13:47:21.67	13:47:21.24	0	0.4s	-4	16°	4°
32	Tmp	88	9.250	13:48:24.38	13:48:24.43	0	0.1s	+1	3°	4°
33	Tmp	90	9.588	13:49:15.02	13:49:15.72	0	0.7s	+7	8°	4°
34	Tmp	94	10.163	13:50:43.33	13:50:44.78	0	1.5s	[+15]	10°	5°
35	Tmp	99	10.640	13:52:00.67	13:52:00.69	0	0.0s	0	1°	5°
36	Tmp	102	11.004	13:52:56.31	13:52:56.47	0	0.2s	+2	9°	4°
37	Tmp	104	11.145	13:53:17.23	13:53:17.72	0	0.5s	+5	9°	4°
38	Tmp	105	11.295	13:53:33.33	13:53:33.60	0	0.3s	+3	12°	4°
39	Tmp	107	11.497	13:53:52.41	13:53:52.40	0	0.0s	0	2°	4°
40	Tmp	109	11.855	13:54:23.30	13:54:23.26	0	0.0s	0	1°	3°
41	Tmp	110	12.079	13:54:44.28	13:54:43.94	0	0.3s	-3	13°	3°
42	Tmp	112	12.374	13:55:17.50	13:55:17.64	0	0.1s	+1	4°	3°
43	Tmp	114	12.922	13:56:20.84	13:56:21.34	0	0.5s	+5	13°	3°
44	Tmp	124	1.791	14:40:07.89	14:40:07.88	0	0.0s	0	2°	3°
45	Tmp	129	4.728	14:44:46.73	14:44:46.84	0	0.1s	+1	6°	3°
46	Tmp	133	6.318	14:47:12.28	14:47:12.36	0	0.1s	+1	6°	3°
47	Tmp	138	0.396	14:51:45.17	14:51:45.28	0	0.1s	+1	3°	2°
48	Tmp	139	0.641	14:52:16.29	14:52:16.58	0	0.3s	+3	10°	2°
49	Tmp	142	1.113	14:52:55.96	14:52:56.34	0	0.4s	+4	8°	2°
50	Tmp	144	1.712	14:53:53.62	14:53:53.91	0	0.3s	+3	9°	3°
51	Tmp	146	2.013	14:54:27.48	14:54:27.79	0	0.3s	+3	11°	3°
52	Tmp	147	2.215	14:54:49.52	14:54:49.69	0	0.2s	+2	9°	3°
53	Tmp	149	2.498	14:55:19.04	14:55:19.05	0	0.0s	0	3°	3°
54	Tmp	151	2.742	14:55:43.33	14:55:44.75	0	1.4s	+14	8°	3°
55	Tmp	153	2.945	14:56:01.15	14:56:02.31	0	1.2s	+12	17°	4°
56	Tmp	157	3.333	14:56:46.95	14:56:48.35	0	1.4s	+14	17°	6°
57	Tmp	162	4.086	14:58:04.55	14:58:06.52	0	2.0s	[+20]	14°	7°

PC	Tp	Trc	DistPC	Ideal	Passagem	Pen	Erro	Pontos	NoPC	AtePC
58	Tmp	164	4.357	14:58:34.76	14:58:35.86	0	1.1s	+11	16°	7°
59	Tmp	167	4.647	14:59:09.06	14:59:11.27	0	2.2s	[+22]	16°	7°
60	Tmp	169	4.926	14:59:32.03	14:59:31.42	0	0.6s	-6	13°	7°
61	Tmp	170	5.116	14:59:51.88	14:59:51.75	0	0.1s	-1	4°	7°
62	Tmp	171	5.558	15:00:48.71	15:00:51.21	0	2.5s	[+25]	12°	7°
63	Tmp	174	5.925	15:01:21.12	15:01:21.23	0	0.1s	+1	5°	7°
64	Tmp	176	6.374	15:02:04.01	15:02:04.65	0	0.6s	+6	14°	7°
65	Tmp	179	6.729	15:02:46.85	15:02:46.90	0	0.1s	+1	4°	7°
66	Tmp	181	7.027	15:03:08.76	15:03:08.77	0	0.0s	0	2°	7°

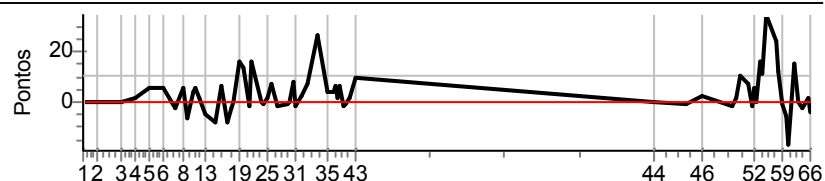
Num	20	Pen	0	PCZ	11	Total PP	217	Col. Final	7°
-----	----	-----	---	-----	----	----------	-----	------------	----



Performance Individual

PC	Tp	Trc	DistPC	Ideal	Passagem	Pen	Erro	Pontos	NoPC	AtePC
N	21	21 / Ricardo Barra / Vanderlei Hirt Marques								
u		Cat / NL / Largada SUPER MASTER / 11 / 08:11:00								
m	12°	Niteroi PAJERO FULL 3 PORTAS								
PC	Tp	Trc	DistPC	Ideal	Passagem	Pen	Erro	Pontos	NoPC	AtePC
1	Tmp	4	11.209	13:14:11.86	13:14:11.85	0	0.0s	0	2°	2°
2	Tmp	7	12.631	13:16:19.01	13:16:18.99	0	0.0s	0	3°	2°
3	Tmp	11	14.756	13:19:41.69	13:19:41.73	0	0.0s	0	2°	1°
4	Tmp	12	16.190	13:21:46.79	13:21:46.90	0	0.1s	+1	5°	1°
5	Tmp	15	17.631	13:24:01.14	13:24:01.59	0	0.5s	+5	4°	1°
6	Tmp	18	19.050	13:25:54.19	13:25:54.70	0	0.5s	+5	7°	1°
7	Tmp	18	20.378	13:27:48.02	13:27:47.76	0	0.3s	-3	13°	1°
8	Tmp	20	0.578	13:29:02.40	13:29:02.93	0	0.5s	+5	14°	4°
9	Tmp	22	0.868	13:29:35.77	13:29:35.08	0	0.7s	-7	20°	5°
10	Tmp	25	1.220	13:30:21.05	13:30:21.41	0	0.4s	+4	9°	6°
11	Tmp	27	1.431	13:30:47.35	13:30:47.84	0	0.5s	+5	13°	6°
12	Tmp	29	1.732	13:31:21.00	13:31:21.14	0	0.1s	+1	6°	4°
13	Tmp	33	2.138	13:32:13.36	13:32:12.89	0	0.5s	-5	15°	7°
14	Tmp	37	2.987	13:33:37.37	13:33:36.62	0	0.8s	-8	17°	8°
15	Tmp	40	3.330	13:34:33.93	13:34:34.57	0	0.6s	+6	7°	8°
16	Tmp	44	3.768	13:35:30.81	13:35:30.06	0	0.8s	-8	12°	9°
17	Tmp	45	4.011	13:36:01.00	13:36:00.66	0	0.3s	-3	10°	10°
18	Tmp	46	4.293	13:36:22.74	13:36:22.76	0	0.0s	0	2°	10°
19	Tmp	52	4.676	13:37:05.81	13:37:07.41	0	1.6s	[+16]	17°	10°
20	Tmp	54	5.014	13:37:42.05	13:37:43.34	0	1.3s	+13	19°	11°
21	Tmp	57	5.380	13:38:39.24	13:38:39.01	0	0.2s	-2	5°	10°
22	Tmp	59	5.584	13:39:01.51	13:39:03.06	0	1.6s	+16	10°	10°
23	Tmp	63	6.272	13:40:24.40	13:40:24.41	0	0.0s	0	1°	8°
24	Tmp	64	6.513	13:40:43.66	13:40:43.59	0	0.1s	-1	6°	6°
25	Tmp	69	6.777	13:41:15.38	13:41:15.43	0	0.1s	+1	3°	7°
26	Tmp	71	7.116	13:41:45.91	13:41:46.59	0	0.7s	+7	14°	8°
27	Tmp	76	7.607	13:42:42.77	13:42:42.57	0	0.2s	-2	6°	8°
28	Tmp	79	8.175	13:44:09.91	13:44:09.78	0	0.1s	-1	8°	8°
29	Tmp	81	8.470	13:44:36.97	13:44:36.99	0	0.0s	0	2°	6°
30	Tmp	83	8.748	13:45:05.01	13:45:05.81	0	0.8s	+8	13°	6°
31	Tmp	85	8.924	13:45:21.67	13:45:21.48	0	0.2s	-2	11°	7°
32	Tmp	88	9.250	13:46:24.38	13:46:24.60	0	0.2s	+2	6°	6°
33	Tmp	90	9.588	13:47:15.02	13:47:15.76	0	0.7s	+7	9°	7°
34	Tmp	94	10.163	13:48:43.33	13:48:45.88	0	2.6s	[+26]	16°	9°
35	Tmp	99	10.640	13:50:00.67	13:50:01.07	0	0.4s	+4	10°	8°
36	Tmp	102	11.004	13:50:56.31	13:50:56.73	0	0.4s	+4	13°	8°
37	Tmp	104	11.145	13:51:17.23	13:51:17.80	0	0.6s	+6	12°	8°
38	Tmp	105	11.295	13:51:33.33	13:51:33.46	0	0.1s	+1	4°	8°
39	Tmp	107	11.497	13:51:52.41	13:51:52.98	0	0.6s	+6	18°	9°
40	Tmp	109	11.855	13:52:23.30	13:52:23.13	0	0.2s	-2	9°	9°
41	Tmp	110	12.079	13:52:44.28	13:52:44.21	0	0.1s	-1	8°	9°
42	Tmp	112	12.374	13:53:17.50	13:53:17.58	0	0.1s	+1	5°	9°
43	Tmp	114	12.922	13:54:20.84	13:54:21.74	0	0.9s	+9	15°	9°
44	Tmp	124	1.791	14:38:07.89	14:38:07.89	0	0.0s	0	3°	9°
45	Tmp	129	4.728	14:42:46.73	14:42:46.68	0	0.1s	-1	7°	8°
46	Tmp	133	6.318	14:45:12.28	14:45:12.49	0	0.2s	+2	12°	9°
47	Tmp	138	0.396	14:49:45.17	14:49:44.98	0	0.2s	-2	8°	9°
48	Tmp	139	0.641	14:50:16.29	14:50:16.42	0	0.1s	+1	4°	9°
49	Tmp	142	1.113	14:50:55.96	14:50:56.94	0	1.0s	+10	18°	9°
50	Tmp	144	1.712	14:51:53.62	14:51:54.29	0	0.7s	+7	14°	9°
51	Tmp	146	2.013	14:52:27.48	14:52:27.24	0	0.2s	-2	9°	9°
52	Tmp	147	2.215	14:52:49.52	14:52:50.00	0	0.5s	+5	15°	9°
53	Tmp	149	2.498	14:53:19.04	14:53:19.08	0	0.0s	0	4°	9°
54	Tmp	151	2.742	14:53:43.33	14:53:44.92	0	1.6s	+16	11°	9°
55	Tmp	153	2.945	14:54:01.15	14:54:02.25	0	1.1s	+11	16°	9°
56	Tmp	157	3.333	14:54:46.95	14:54:50.36	0	3.4s	[+34]	19°	11°
57	Tmp	162	4.086	14:56:04.55	14:56:06.97	0	2.4s	[+24]	18°	11°

PC	Tp	Trc	DistPC	Ideal	Passagem	Pen	Erro	Pontos	NoPC	AtePC
58	Tmp	164	4.357	14:56:34.76	14:56:35.92	0	1.2s	+12	18°	12°
59	Tmp	167	4.647	14:57:09.06	14:57:08.95	0	0.1s	-1	1°	11°
60	Tmp	169	4.926	14:57:32.03	14:57:31.39	0	0.6s	-6	14°	11°
61	Tmp	170	5.116	14:57:51.88	14:57:50.22	0	1.7s	[-17]	18°	12°
62	Tmp	171	5.558	14:58:48.71	14:58:50.22	0	1.5s	+15	2°	12°
63	Tmp	174	5.925	14:59:21.12	14:59:21.16	0	0.0s	0	1°	12°
64	Tmp	176	6.374	15:00:04.01	15:00:03.73	0	0.3s	-3	11°	12°
65	Tmp	179	6.729	15:00:46.85	15:00:46.98	0	0.1s	+1	5°	12°
66	Tmp	181	7.027	15:01:08.76	15:01:08.40	0	0.4s	-4	14°	12°
Num	21	Pen	0	PCZ	9	Total PP	261	Col. Final	12°	

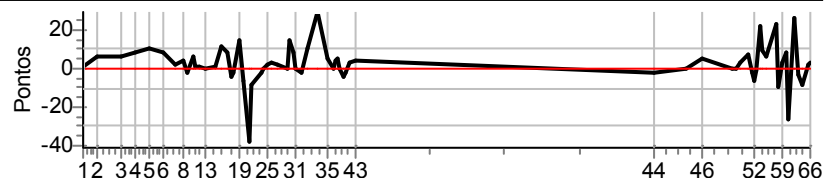


Performance Individual

PC	Tp	Trc	DistPC	Ideal	Passagem	Pen	Erro	Pontos	NoPC	AtePC
N	22	22 / Victor Pudell / Caio Boscolo								
u		Cat / NL / Largada SUPER MASTER / 12 / 08:12:00								
m	15°	Toledo TROLLER								
PC	Tp	Trc	DistPC	Ideal	Passagem	Pen	Erro	Pontos	NoPC	AtePC
1	Tmp	4	11.209	13:15:11.86	13:15:11.91	0	0.1s	+1	6°	6°
2	Tmp	7	12.631	13:17:19.01	13:17:19.61	0	0.6s	+6	20°	16°
3	Tmp	11	14.756	13:20:41.69	13:20:42.27	0	0.6s	+6	11°	17°
4	Tmp	12	16.190	13:22:46.79	13:22:47.63	0	0.8s	+8	18°	17°
5	Tmp	15	17.631	13:25:01.14	13:25:02.17	0	1.0s	+10	14°	18°
6	Tmp	18	19.050	13:26:54.19	13:26:55.00	0	0.8s	+8	15°	18°
7	Tmp	18	20.378	13:28:48.02	13:28:48.26	0	0.2s	+2	11°	16°
8	Tmp	20	0.578	13:30:02.40	13:30:02.75	0	0.4s	+4	10°	16°
9	Tmp	22	0.868	13:30:35.77	13:30:35.54	0	0.2s	-2	9°	16°
10	Tmp	25	1.220	13:31:21.05	13:31:21.60	0	0.6s	+6	13°	17°
11	Tmp	27	1.431	13:31:47.35	13:31:47.40	0	0.1s	+1	4°	15°
12	Tmp	29	1.732	13:32:21.00	13:32:21.07	0	0.1s	+1	5°	13°
13	Tmp	33	2.138	13:33:13.36	13:33:13.40	0	0.0s	0	1°	12°
14	Tmp	37	2.987	13:34:37.37	13:34:37.50	0	0.1s	+1	3°	12°
15	Tmp	40	3.330	13:35:33.93	13:35:35.03	0	1.1s	+11	14°	13°
16	Tmp	44	3.768	13:36:30.81	13:36:31.65	0	0.8s	+8	11°	13°
17	Tmp	45	4.011	13:37:01.00	13:37:00.58	0	0.4s	-4	12°	14°
18	Tmp	46	4.293	13:37:22.74	13:37:22.59	0	0.2s	-2	10°	14°
19	Tmp	52	4.676	13:38:05.81	13:38:07.25	0	1.4s	+14	16°	14°
20	Tmp	54	5.014	13:38:42.05	13:38:41.35	0	0.7s	-7	17°	15°
21	Tmp	57	5.380	13:39:39.24	13:39:35.48	0	3.8s	-38	20°	18°
22	Tmp	59	5.584	13:40:01.51	13:40:00.57	0	0.9s	-9	4°	17°
23	Tmp	63	6.272	13:41:24.40	13:41:24.22	0	0.2s	-2	8°	17°
24	Tmp	64	6.513	13:41:43.66	13:41:43.68	0	0.0s	0	2°	16°
25	Tmp	69	6.777	13:42:15.38	13:42:15.60	0	0.2s	+2	5°	16°
26	Tmp	71	7.116	13:42:45.91	13:42:46.20	0	0.3s	+3	10°	15°
27	Tmp	76	7.607	13:43:42.77	13:43:42.94	0	0.2s	+2	5°	15°
28	Tmp	79	8.175	13:45:09.91	13:45:09.89	0	0.0s	0	2°	15°
29	Tmp	81	8.470	13:45:36.97	13:45:38.40	0	1.4s	+14	20°	15°
30	Tmp	83	8.748	13:46:05.01	13:46:05.78	0	0.8s	+8	12°	15°
31	Tmp	85	8.924	13:46:21.67	13:46:21.66	0	0.0s	0	1°	15°
32	Tmp	88	9.250	13:47:24.38	13:47:24.18	0	0.2s	-2	5°	15°
33	Tmp	90	9.588	13:48:15.02	13:48:15.97	0	1.0s	+10	15°	16°
34	Tmp	94	10.163	13:49:43.33	13:49:46.27	0	2.9s	[+29]	18°	16°
35	Tmp	99	10.640	13:51:00.67	13:51:01.15	0	0.5s	+5	12°	17°
36	Tmp	102	11.004	13:51:56.31	13:51:56.27	0	0.0s	0	2°	17°
37	Tmp	104	11.145	13:52:17.23	13:52:17.64	0	0.4s	+4	7°	16°
38	Tmp	105	11.295	13:52:33.33	13:52:33.81	0	0.5s	+5	19°	17°
39	Tmp	107	11.497	13:52:52.41	13:52:52.44	0	0.0s	0	3°	17°
40	Tmp	109	11.855	13:53:23.30	13:53:22.78	0	0.5s	-5	17°	17°
41	Tmp	110	12.079	13:53:44.28	13:53:44.04	0	0.2s	-2	10°	17°
42	Tmp	112	12.374	13:54:17.50	13:54:17.78	0	0.3s	+3	14°	17°
43	Tmp	114	12.922	13:55:20.84	13:55:21.21	0	0.4s	+4	9°	17°
44	Tmp	124	1.791	14:39:07.89	14:39:07.74	0	0.2s	-2	13°	17°
45	Tmp	129	4.728	14:43:46.73	14:43:46.74	0	0.0s	0	1°	17°
46	Tmp	133	6.318	14:46:12.28	14:46:12.74	0	0.5s	+5	17°	17°
47	Tmp	138	0.396	14:50:45.17	14:50:45.13	0	0.0s	0	2°	16°
48	Tmp	139	0.641	14:51:16.29	14:51:16.26	0	0.0s	0	1°	16°
49	Tmp	142	1.113	14:51:55.96	14:51:56.29	0	0.3s	+3	7°	15°
50	Tmp	144	1.712	14:52:53.62	14:52:54.33	0	0.7s	+7	13°	15°
51	Tmp	146	2.013	14:53:27.48	14:53:27.27	0	0.2s	-2	8°	15°
52	Tmp	147	2.215	14:53:49.52	14:53:48.78	0	0.7s	-7	19°	15°
53	Tmp	149	2.498	14:54:19.04	14:54:18.97	0	0.1s	-1	6°	15°
54	Tmp	151	2.742	14:54:43.33	14:54:45.51	0	2.2s	[+22]	18°	15°
55	Tmp	153	2.945	14:55:01.15	14:55:02.04	0	0.9s	+9	13°	15°
56	Tmp	157	3.333	14:55:46.95	14:55:47.53	0	0.6s	+6	9°	15°
57	Tmp	162	4.086	14:57:04.55	14:57:06.84	0	2.3s	[+23]	17°	16°

PC	Tp	Trc	DistPC	Ideal	Passagem	Pen	Erro	Pontos	NoPC	AtePC
58	Tmp	164	4.357	14:57:34.76	14:57:33.78	0	1.0s	-10	15°	16°
59	Tmp	167	4.647	14:58:09.06	14:58:09.37	0	0.3s	+3	2°	15°
60	Tmp	169	4.926	14:58:32.03	14:58:32.85	0	0.8s	+8	16°	16°
61	Tmp	170	5.116	14:58:51.88	14:58:49.23	0	2.7s	[-27]	19°	16°
62	Tmp	171	5.558	14:59:48.71	14:59:51.30	0	2.6s	[+26]	13°	16°
63	Tmp	174	5.925	15:00:21.12	15:00:20.80	0	0.3s	-3	13°	15°
64	Tmp	176	6.374	15:01:04.01	15:01:03.14	0	0.9s	-9	17°	15°
65	Tmp	179	6.729	15:01:46.85	15:01:47.02	0	0.2s	+2	11°	15°
66	Tmp	181	7.027	15:02:08.76	15:02:09.06	0	0.3s	+3	12°	15°

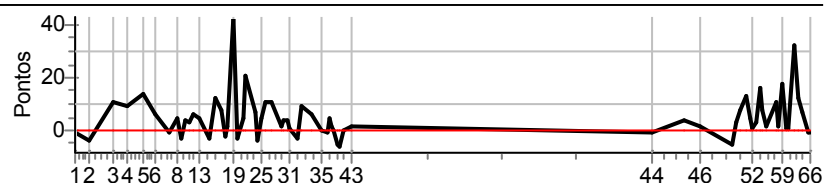
Num	22	Pen	0	PCZ	9	Total PP	300	Col. Final	15°
-----	----	-----	---	-----	---	----------	-----	------------	-----



Performance Individual

PC	Tp	Trc	DistPC	Ideal	Passagem	Pen	Erro	Pontos	NoPC	AtePC
N	23	23 / Marcio Schlindwein / Fernando Amorim da Silveira								
u	16°	Cat / NL / Largada SUPER MASTER / 2 / 08:02:00								
m	16°	Palhoça TROLLER								
PC	Tp	Trc	DistPC	Ideal	Passagem	Pen	Erro	Pontos	NoPC	AtePC
1	Tmp	4	11.209	13:05:11.86	13:05:11.75	0	0.1s	-1	11°	11°
2	Tmp	7	12.631	13:07:19.01	13:07:18.64	0	0.4s	-4	17°	13°
3	Tmp	11	14.756	13:10:41.69	13:10:42.81	0	1.1s	+11	19°	15°
4	Tmp	12	16.190	13:12:46.79	13:12:47.73	0	0.9s	+9	19°	19°
5	Tmp	15	17.631	13:15:01.14	13:15:02.53	0	1.4s	[+14]	20°	19°
6	Tmp	18	19.050	13:16:54.19	13:16:54.77	0	0.6s	+6	11°	19°
7	Tmp	18	20.378	13:18:48.02	13:18:47.90	0	0.1s	-1	6°	18°
8	Tmp	20	0.578	13:20:02.40	13:20:02.94	0	0.5s	+5	16°	18°
9	Tmp	22	0.868	13:20:35.77	13:20:35.51	0	0.3s	-3	15°	19°
10	Tmp	25	1.220	13:21:21.05	13:21:21.45	0	0.4s	+4	11°	18°
11	Tmp	27	1.431	13:21:47.35	13:21:47.65	0	0.3s	+3	10°	17°
12	Tmp	29	1.732	13:22:21.00	13:22:21.62	0	0.6s	+6	15°	18°
13	Tmp	33	2.138	13:23:13.36	13:23:13.83	0	0.5s	+5	16°	17°
14	Tmp	37	2.987	13:24:37.37	13:24:37.06	0	0.3s	-3	12°	16°
15	Tmp	40	3.330	13:25:33.93	13:25:35.15	0	1.2s	+12	16°	16°
16	Tmp	44	3.768	13:26:30.81	13:26:31.61	0	0.8s	+8	13°	16°
17	Tmp	45	4.011	13:27:01.00	13:27:00.81	0	0.2s	-2	9°	16°
18	Tmp	46	4.293	13:27:22.74	13:27:22.94	0	0.2s	+2	12°	16°
19	Tmp	52	4.676	13:28:05.81	13:28:10.10	0	4.3s	[+43]	20°	16°
20	Tmp	54	5.014	13:28:42.05	13:28:41.79	0	0.3s	-3	12°	16°
21	Tmp	57	5.380	13:29:39.24	13:29:39.78	0	0.5s	+5	11°	15°
22	Tmp	59	5.584	13:30:01.51	13:30:03.57	0	2.1s	[+21]	15°	15°
23	Tmp	63	6.272	13:31:24.40	13:31:25.13	0	0.7s	+7	18°	15°
24	Tmp	64	6.513	13:31:43.66	13:31:43.24	0	0.4s	-4	16°	15°
25	Tmp	69	6.777	13:32:15.38	13:32:15.86	0	0.5s	+5	14°	15°
26	Tmp	71	7.116	13:32:45.91	13:32:47.00	0	1.1s	+11	18°	16°
27	Tmp	76	7.607	13:33:42.77	13:33:43.85	0	1.1s	+11	18°	17°
28	Tmp	79	8.175	13:35:09.91	13:35:10.06	0	0.2s	+2	14°	17°
29	Tmp	81	8.470	13:35:36.97	13:35:37.41	0	0.4s	+4	10°	16°
30	Tmp	83	8.748	13:36:05.01	13:36:05.37	0	0.4s	+4	6°	17°
31	Tmp	85	8.924	13:36:21.67	13:36:21.81	0	0.1s	+1	8°	17°
32	Tmp	88	9.250	13:37:24.38	13:37:24.10	0	0.3s	-3	12°	17°
33	Tmp	90	9.588	13:38:15.02	13:38:15.95	0	0.9s	+9	13°	17°
34	Tmp	94	10.163	13:39:43.33	13:39:43.91	0	0.6s	+6	3°	15°
35	Tmp	99	10.640	13:41:00.67	13:41:00.64	0	0.0s	0	3°	15°
36	Tmp	102	11.004	13:41:56.31	13:41:56.19	0	0.1s	-1	6°	15°
37	Tmp	104	11.145	13:42:17.23	13:42:17.71	0	0.5s	+5	10°	15°
38	Tmp	105	11.295	13:42:33.33	13:42:33.56	0	0.2s	+2	11°	15°
39	Tmp	107	11.497	13:42:52.41	13:42:52.39	0	0.0s	0	4°	15°
40	Tmp	109	11.855	13:43:23.30	13:43:22.79	0	0.5s	-5	19°	15°
41	Tmp	110	12.079	13:43:44.28	13:43:43.66	0	0.6s	-6	17°	16°
42	Tmp	112	12.374	13:44:17.50	13:44:17.47	0	0.0s	0	1°	16°
43	Tmp	114	12.922	13:45:20.84	13:45:21.08	0	0.2s	+2	6°	15°
44	Tmp	124	1.791	14:29:07.89	14:29:07.82	0	0.1s	-1	9°	15°
45	Tmp	129	4.728	14:33:46.73	14:33:47.09	0	0.4s	+4	17°	15°
46	Tmp	133	6.318	14:36:12.28	14:36:12.51	0	0.2s	+2	15°	15°
47	Tmp	138	0.396	14:40:45.17	14:40:44.72	0	0.5s	-5	12°	15°
48	Tmp	139	0.641	14:41:16.29	14:41:16.56	0	0.3s	+3	13°	15°
49	Tmp	142	1.113	14:41:55.96	14:41:56.73	0	0.8s	+8	17°	16°
50	Tmp	144	1.712	14:42:53.62	14:42:54.91	0	1.3s	+13	17°	16°
51	Tmp	146	2.013	14:43:27.48	14:43:27.95	0	0.5s	+5	14°	16°
52	Tmp	147	2.215	14:43:49.52	14:43:49.63	0	0.1s	+1	7°	16°
53	Tmp	149	2.498	14:44:19.04	14:44:19.33	0	0.3s	+3	14°	16°
54	Tmp	151	2.742	14:44:43.33	14:44:44.94	0	1.6s	[+16]	14°	16°
55	Tmp	153	2.945	14:45:01.15	14:45:01.98	0	0.8s	+8	11°	16°
56	Tmp	157	3.333	14:45:46.95	14:45:47.16	0	0.2s	+2	3°	16°
57	Tmp	162	4.086	14:47:04.55	14:47:05.63	0	1.1s	+11	6°	14°

PC	Tp	Trc	DistPC	Ideal	Passagem	Pen	Erro	Pontos	NoPC	AtePC
58	Tmp	164	4.357	14:47:34.76	14:47:34.92	0	0.2s	+2	6°	14°
59	Tmp	167	4.647	14:48:09.06	14:48:10.85	0	1.8s	[+18]	14°	16°
60	Tmp	169	4.926	14:48:32.03	14:48:32.17	0	0.1s	+1	5°	15°
61	Tmp	170	5.116	14:48:51.88	14:48:51.95	0	0.1s	+1	8°	14°
62	Tmp	171	5.558	14:49:48.71	14:49:51.95	0	3.2s	+32	18°	15°
63	Tmp	174	5.925	14:50:21.12	14:50:22.28	0	1.2s	+12	19°	16°
64	Tmp	176	6.374	14:51:04.01	14:51:04.66	0	0.7s	+7	15°	16°
65	Tmp	179	6.729	14:51:46.85	14:51:46.75	0	0.1s	-1	9°	16°
66	Tmp	181	7.027	14:52:08.76	14:52:08.64	0	0.1s	-1	9°	16°
Num	23	Pen	0	PCZ	3	Total PP	304	Col. Final	16°	

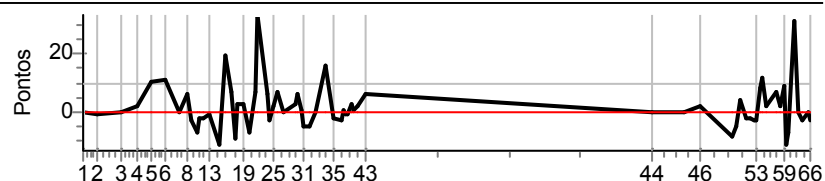


Performance Individual

PC	Tp	Trc	DistPC	Ideal	Passagem	Pen	Erro	Pontos	NoPC	AtePC
N	103	103 / Eduardo Schvambach / Julio Cesar Maba Floriani								
u	6°	Cat / NL / Largada GRADUADO / 36 / 08:36:00								
m		Jaragua do Sul TROLLER								
PC	Tp	Trc	DistPC	Ideal	Passagem	Pen	Erro	Pontos	NoPC	AtePC
1	Tmp	4	11.209	13:46:53.32	13:46:53.34	0	0.0s	0	1°	1°
2	Tmp	7	12.631	13:49:10.84	13:49:10.72	0	0.1s	-1	10°	1°
3	Tmp	11	14.756	13:52:51.41	13:52:51.44	0	0.0s	0	2°	1°
4	Tmp	12	16.190	13:55:06.38	13:55:06.53	0	0.2s	+2	10°	1°
5	Tmp	15	17.631	13:57:32.12	13:57:33.13	0	1.0s	+10	20°	1°
6	Tmp	18	19.050	13:59:33.29	13:59:34.36	0	1.1s	[+11]	18°	6°
7	Tmp	18	20.378	14:01:35.88	14:01:35.92	0	0.0s	0	4°	6°
8	Tmp	20	0.578	14:02:56.49	14:02:57.06	0	0.6s	+6	15°	8°
9	Tmp	22	0.868	14:03:33.41	14:03:33.16	0	0.3s	-3	17°	7°
10	Tmp	25	1.220	14:04:24.26	14:04:23.60	0	0.7s	-7	22°	9°
11	Tmp	27	1.431	14:04:51.67	14:04:51.52	0	0.2s	-2	6°	7°
12	Tmp	29	1.732	14:05:28.81	14:05:28.58	0	0.2s	-2	4°	3°
13	Tmp	33	2.138	14:06:24.94	14:06:24.82	0	0.1s	-1	10°	3°
14	Tmp	37	2.987	14:07:55.14	14:07:54.05	0	1.1s	-11	26°	8°
15	Tmp	40	3.330	14:08:53.25	14:08:55.19	0	1.9s	[+19]	26°	10°
16	Tmp	44	3.768	14:09:51.72	14:09:52.42	0	0.7s	+7	18°	11°
17	Tmp	45	4.011	14:10:23.92	14:10:23.01	0	0.9s	-9	24°	14°
18	Tmp	46	4.293	14:10:48.58	14:10:48.88	0	0.3s	+3	10°	13°
19	Tmp	52	4.676	14:11:43.64	14:11:43.93	0	0.3s	+3	9°	12°
20	Tmp	54	5.014	14:12:21.55	14:12:20.84	0	0.7s	-7	22°	12°
21	Tmp	57	5.380	14:13:20.16	14:13:20.84	0	0.7s	+7	16°	13°
22	Tmp	59	5.584	14:13:43.83	14:13:47.11	0	3.3s	[+33]	18°	13°
23	Tmp	63	6.272	14:15:11.23	14:15:11.85	0	0.6s	+6	18°	13°
24	Tmp	64	6.513	14:15:32.75	14:15:32.43	0	0.3s	-3	15°	13°
25	Tmp	69	6.777	14:16:15.65	14:16:15.83	0	0.2s	+2	5°	11°
26	Tmp	71	7.116	14:16:49.58	14:16:50.28	0	0.7s	+7	10°	10°
27	Tmp	76	7.607	14:17:50.64	14:17:50.66	0	0.0s	0	1°	7°
28	Tmp	79	8.175	14:19:30.01	14:19:30.29	0	0.3s	+3	16°	7°
29	Tmp	81	8.470	14:19:59.47	14:20:00.05	0	0.6s	+6	9°	7°
30	Tmp	83	8.748	14:20:30.10	14:20:30.24	0	0.1s	+1	5°	7°
31	Tmp	85	8.924	14:20:48.24	14:20:47.73	0	0.5s	-5	24°	7°
32	Tmp	88	9.250	14:21:51.98	14:21:51.44	0	0.5s	-5	22°	7°
33	Tmp	90	9.588	14:22:43.98	14:22:43.95	0	0.0s	0	1°	7°
34	Tmp	94	10.163	14:24:13.57	14:24:15.16	0	1.6s	[+16]	12°	7°
35	Tmp	99	10.640	14:25:33.29	14:25:33.11	0	0.2s	-2	14°	7°
36	Tmp	102	11.004	14:26:39.29	14:26:38.97	0	0.3s	-3	15°	7°
37	Tmp	104	11.145	14:27:01.42	14:27:01.52	0	0.1s	+1	4°	6°
38	Tmp	105	11.295	14:27:19.11	14:27:19.02	0	0.1s	-1	5°	6°
39	Tmp	107	11.497	14:27:39.96	14:27:39.84	0	0.1s	-1	11°	6°
40	Tmp	109	11.855	14:28:13.26	14:28:13.56	0	0.3s	+3	18°	6°
41	Tmp	110	12.079	14:28:36.03	14:28:36.14	0	0.1s	+1	12°	4°
42	Tmp	112	12.374	14:29:11.20	14:29:11.43	0	0.2s	+2	17°	4°
43	Tmp	114	12.922	14:30:21.55	14:30:22.18	0	0.6s	+6	15°	4°
44	Tmp	124	1.791	15:14:27.57	15:14:27.54	0	0.0s	0	4°	4°
45	Tmp	129	4.728	15:19:30.88	15:19:30.89	0	0.0s	0	2°	4°
46	Tmp	133	6.318	15:22:05.39	15:22:05.59	0	0.2s	+2	8°	4°
47	Tmp	138	0.396	15:26:51.80	15:26:51.03	0	0.8s	-8	17°	4°
48	Tmp	139	0.641	15:27:24.06	15:27:23.54	0	0.5s	-5	19°	5°
49	Tmp	142	1.113	15:28:07.06	15:28:07.44	0	0.4s	+4	10°	5°
50	Tmp	144	1.712	15:29:10.05	15:29:09.89	0	0.2s	-2	10°	4°
51	Tmp	146	2.013	15:29:47.50	15:29:47.34	0	0.2s	-2	14°	4°
52	Tmp	147	2.215	15:30:11.74	15:30:11.42	0	0.3s	-3	15°	4°
53	Tmp	149	2.498	15:30:44.25	15:30:43.98	0	0.3s	-3	22°	4°
54	Tmp	151	2.742	15:31:10.83	15:31:11.65	0	0.8s	+8	6°	4°
55	Tmp	153	2.945	15:31:30.11	15:31:31.28	0	1.2s	[+12]	22°	4°
56	Tmp	157	3.333	15:32:14.55	15:32:14.73	0	0.2s	+2	8°	4°
57	Tmp	162	4.086	15:33:39.74	15:33:40.41	0	0.7s	+7	9°	4°

PC	Tp	Trc	DistPC	Ideal	Passagem	Pen	Erro	Pontos	NoPC	AtePC
58	Tmp	164	4.357	15:34:13.06	15:34:13.21	0	0.2s	+2	7°	4°
59	Tmp	167	4.647	15:34:49.23	15:34:50.13	0	0.9s	+9	3°	4°
60	Tmp	169	4.926	15:35:13.95	15:35:12.88	0	1.1s	-11	24°	5°
61	Tmp	170	5.116	15:35:32.99	15:35:32.26	0	0.7s	-7	22°	5°
62	Tmp	171	5.558	15:36:24.81	15:36:27.93	0	3.1s	+31	10°	6°
63	Tmp	174	5.925	15:36:59.85	15:36:59.82	0	0.0s	0	2°	5°
64	Tmp	176	6.374	15:37:46.56	15:37:46.23	0	0.3s	-3	15°	6°
65	Tmp	179	6.729	15:38:32.40	15:38:32.44	0	0.0s	0	1°	6°
66	Tmp	181	7.027	15:38:56.92	15:38:56.60	0	0.3s	-3	18°	6°

Num	103	Pen	0	PCZ	9	Total PP	251	Col. Final	6°
-----	-----	-----	---	-----	---	----------	-----	------------	----

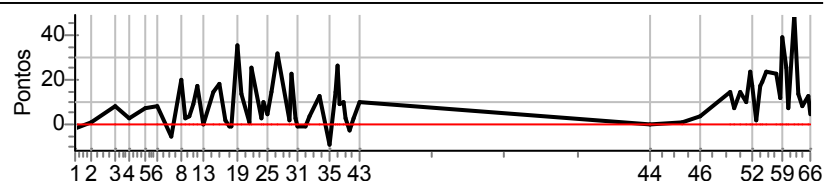


Performance Individual

PC	Tp	Trc	DistPC	Ideal	Passagem	Pen	Erro	Pontos	NoPC	AtePC
N	104	104 / Leonir Antonio Tesser / Joao Luis Stal								
u		Cat / NL / Largada GRADUADO / 46 / 08:46:00								
m	27°	Caçador WRANGLER								
PC	Tp	Trc	DistPC	Ideal	Passagem	Pen	Erro	Pontos	NoPC	AtePC
1	Tmp	4	11.209	13:56:53.32	13:56:53.15	0	0.2s	-2	14°	14°
2	Tmp	7	12.631	13:59:10.84	13:59:10.96	0	0.1s	+1	7°	12°
3	Tmp	11	14.756	14:02:51.41	14:02:52.23	0	0.8s	+8	21°	16°
4	Tmp	12	16.190	14:05:06.38	14:05:06.64	0	0.3s	+3	11°	12°
5	Tmp	15	17.631	14:07:32.12	14:07:32.86	0	0.7s	+7	9°	13°
6	Tmp	18	19.050	14:09:33.29	14:09:34.12	0	0.8s	+8	16°	14°
7	Tmp	18	20.378	14:11:35.88	14:11:35.43	0	0.5s	-5	27°	17°
8	Tmp	20	0.578	14:12:56.49	14:12:58.45	0	2.0s	+20	28°	20°
9	Tmp	22	0.868	14:13:33.41	14:13:33.73	0	0.3s	+3	16°	18°
10	Tmp	25	1.220	14:14:24.26	14:14:24.66	0	0.4s	+4	11°	17°
11	Tmp	27	1.431	14:14:51.67	14:14:52.59	0	0.9s	+9	23°	18°
12	Tmp	29	1.732	14:15:28.81	14:15:30.55	0	1.7s	+17	27°	22°
13	Tmp	33	2.138	14:16:24.94	14:16:24.98	0	0.0s	0	1°	21°
14	Tmp	37	2.987	14:17:55.14	14:17:56.66	0	1.5s	+15	28°	23°
15	Tmp	40	3.330	14:18:53.25	14:18:55.05	0	1.8s	+18	25°	25°
16	Tmp	44	3.768	14:19:51.72	14:19:51.93	0	0.2s	+2	6°	23°
17	Tmp	45	4.011	14:20:23.92	14:20:23.83	0	0.1s	-1	2°	22°
18	Tmp	46	4.293	14:20:48.58	14:20:48.51	0	0.1s	-1	4°	21°
19	Tmp	52	4.676	14:21:43.64	14:21:47.18	0	3.5s	+35	27°	24°
20	Tmp	54	5.014	14:22:21.55	14:22:22.91	0	1.4s	+14	27°	25°
21	Tmp	57	5.380	14:23:20.16	14:23:20.26	0	0.1s	+1	5°	24°
22	Tmp	59	5.584	14:23:43.83	14:23:46.37	0	2.5s	[+25]	12°	24°
23	Tmp	63	6.272	14:25:11.23	14:25:11.52	0	0.3s	+3	9°	24°
24	Tmp	64	6.513	14:25:32.75	14:25:33.71	0	1.0s	+10	26°	24°
25	Tmp	69	6.777	14:26:15.65	14:26:16.11	0	0.5s	+5	11°	23°
26	Tmp	71	7.116	14:26:49.58	14:26:51.04	0	1.5s	+15	26°	24°
27	Tmp	76	7.607	14:27:50.64	14:27:53.86	0	3.2s	+32	27°	25°
28	Tmp	79	8.175	14:29:30.01	14:29:30.17	0	0.2s	+2	11°	25°
29	Tmp	81	8.470	14:29:59.47	14:30:01.80	0	2.3s	+23	27°	25°
30	Tmp	83	8.748	14:30:30.10	14:30:30.35	0	0.3s	+3	11°	25°
31	Tmp	85	8.924	14:30:48.24	14:30:48.17	0	0.1s	-1	8°	25°
32	Tmp	88	9.250	14:31:51.98	14:31:51.93	0	0.1s	-1	6°	25°
33	Tmp	90	9.588	14:32:43.98	14:32:44.37	0	0.4s	+4	5°	24°
34	Tmp	94	10.163	14:34:13.57	14:34:14.82	0	1.3s	+13	6°	23°
35	Tmp	99	10.640	14:35:33.29	14:35:32.41	0	0.9s	-9	26°	24°
36	Tmp	102	11.004	14:36:39.29	14:36:40.82	0	1.5s	+15	27°	24°
37	Tmp	104	11.145	14:37:01.42	14:37:04.05	0	2.6s	[+26]	24°	25°
38	Tmp	105	11.295	14:37:19.11	14:37:19.97	0	0.9s	+9	21°	24°
39	Tmp	107	11.497	14:37:39.96	14:37:40.97	0	1.0s	+10	28°	25°
40	Tmp	109	11.855	14:38:13.26	14:38:13.59	0	0.3s	+3	17°	25°
41	Tmp	110	12.079	14:38:36.03	14:38:35.76	0	0.3s	-3	18°	25°
42	Tmp	112	12.374	14:39:11.20	14:39:11.53	0	0.3s	+3	19°	25°
43	Tmp	114	12.922	14:40:21.55	14:40:22.56	0	1.0s	+10	23°	25°
44	Tmp	124	1.791	15:24:27.57	15:24:27.61	0	0.0s	0	1°	25°
45	Tmp	129	4.728	15:29:30.88	15:29:30.95	0	0.1s	+1	5°	25°
46	Tmp	133	6.318	15:32:05.39	15:32:05.83	0	0.4s	+4	14°	25°
47	Tmp	138	0.396	15:36:51.80	15:36:53.33	0	1.5s	+15	25°	25°
48	Tmp	139	0.641	15:37:24.06	15:37:24.76	0	0.7s	+7	22°	25°
49	Tmp	142	1.113	15:38:07.06	15:38:08.59	0	1.5s	+15	26°	25°
50	Tmp	144	1.712	15:39:10.05	15:39:11.05	0	1.0s	+10	27°	25°
51	Tmp	146	2.013	15:39:47.50	15:39:49.89	0	2.4s	[+24]	28°	26°
52	Tmp	147	2.215	15:40:11.74	15:40:13.45	0	1.7s	+17	27°	27°
53	Tmp	149	2.498	15:40:44.25	15:40:44.49	0	0.2s	+2	11°	27°
54	Tmp	151	2.742	15:41:10.83	15:41:12.52	0	1.7s	+17	22°	27°
55	Tmp	153	2.945	15:41:30.11	15:41:31.99	0	1.9s	+19	27°	27°
56	Tmp	157	3.333	15:42:14.55	15:42:16.90	0	2.4s	+24	26°	27°
57	Tmp	162	4.086	15:43:39.74	15:43:42.04	0	2.3s	+23	24°	27°

PC	Tp	Trc	DistPC	Ideal	Passagem	Pen	Erro	Pontos	NoPC	AtePC
58	Tmp	164	4.357	15:44:13.06	15:44:14.28	0	1.2s	+12	24°	27°
59	Tmp	167	4.647	15:44:49.23	15:44:53.17	0	3.9s	+39	23°	27°
60	Tmp	169	4.926	15:45:13.95	15:45:16.46	0	2.5s	[+25]	26°	27°
61	Tmp	170	5.116	15:45:32.99	15:45:33.66	0	0.7s	+7	20°	27°
62	Tmp	171	5.558	15:46:24.81	15:46:29.72	0	4.9s	[+49]	27°	27°
63	Tmp	174	5.925	15:46:59.85	15:47:01.23	0	1.4s	+14	25°	27°
64	Tmp	176	6.374	15:47:46.56	15:47:47.35	0	0.8s	+8	23°	27°
65	Tmp	179	6.729	15:48:32.40	15:48:33.74	0	1.3s	+13	27°	27°
66	Tmp	181	7.027	15:48:56.92	15:48:57.43	0	0.5s	+5	21°	27°

Num	104	Pen	0	PCZ	2	Total PP	600	Col. Final	27°
-----	-----	-----	---	-----	---	----------	-----	------------	-----

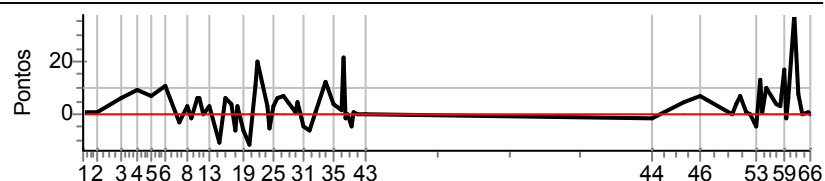


Performance Individual

PC	Tp	Trc	DistPC	Ideal	Passagem	Pen	Erro	Pontos	NoPC	AtePC
N	105	105 / Julio Cesar Bonotto Neto / Deividi Nardi								
u		Cat / NL / Largada GRADUADO / 33 / 08:33:00								
m	5°	Sao Bento do Sul JEEP WRANGLER								
PC	Tp	Trc	DistPC	Ideal	Passagem	Pen	Erro	Pontos	NoPC	AtePC
1	Tmp	4	11.209	13:43:53.32	13:43:53.40	0	0.1s	+1	10°	10°
2	Tmp	7	12.631	13:46:10.84	13:46:10.90	0	0.1s	+1	11°	10°
3	Tmp	11	14.756	13:49:51.41	13:49:51.97	0	0.6s	+6	15°	8°
4	Tmp	12	16.190	13:52:06.38	13:52:07.23	0	0.9s	+9	22°	15°
5	Tmp	15	17.631	13:54:32.12	13:54:32.80	0	0.7s	+7	11°	15°
6	Tmp	18	19.050	13:56:33.29	13:56:34.34	0	1.1s	+11	19°	18°
7	Tmp	18	20.378	13:58:35.88	13:58:35.63	0	0.3s	-3	20°	19°
8	Tmp	20	0.578	13:59:56.49	13:59:56.82	0	0.3s	+3	8°	16°
9	Tmp	22	0.868	14:00:33.41	14:00:33.34	0	0.1s	-1	11°	16°
10	Tmp	25	1.220	14:01:24.26	14:01:24.86	0	0.6s	+6	21°	15°
11	Tmp	27	1.431	14:01:51.67	14:01:52.25	0	0.6s	+6	15°	16°
12	Tmp	29	1.732	14:02:28.81	14:02:28.81	0	0.0s	0	2°	12°
13	Tmp	33	2.138	14:03:24.94	14:03:25.27	0	0.3s	+3	17°	12°
14	Tmp	37	2.987	14:04:55.14	14:04:54.10	0	1.0s	-10	25°	14°
15	Tmp	40	3.330	14:05:53.25	14:05:53.80	0	0.6s	+6	14°	15°
16	Tmp	44	3.768	14:06:51.72	14:06:52.14	0	0.4s	+4	14°	14°
17	Tmp	45	4.011	14:07:23.92	14:07:23.36	0	0.6s	-6	22°	15°
18	Tmp	46	4.293	14:07:48.58	14:07:48.89	0	0.3s	+3	12°	14°
19	Tmp	52	4.676	14:08:43.64	14:08:43.06	0	0.6s	-6	16°	13°
20	Tmp	54	5.014	14:09:21.55	14:09:20.46	0	1.1s	-11	24°	15°
21	Tmp	57	5.380	14:10:20.16	14:10:21.25	0	1.1s	+11	21°	18°
22	Tmp	59	5.584	14:10:43.83	14:10:45.85	0	2.0s	[+20]	6°	17°
23	Tmp	63	6.272	14:12:11.23	14:12:11.55	0	0.3s	+3	11°	15°
24	Tmp	64	6.513	14:12:32.75	14:12:32.21	0	0.5s	-5	20°	15°
25	Tmp	69	6.777	14:13:15.65	14:13:15.98	0	0.3s	+3	6°	15°
26	Tmp	71	7.116	14:13:49.58	14:13:50.20	0	0.6s	+6	7°	14°
27	Tmp	76	7.607	14:14:50.64	14:14:51.31	0	0.7s	+7	9°	13°
28	Tmp	79	8.175	14:16:30.01	14:16:30.13	0	0.1s	+1	7°	13°
29	Tmp	81	8.470	14:16:59.47	14:16:59.96	0	0.5s	+5	7°	12°
30	Tmp	83	8.748	14:17:30.10	14:17:30.03	0	0.1s	-1	7°	12°
31	Tmp	85	8.924	14:17:48.24	14:17:47.87	0	0.4s	-4	21°	12°
32	Tmp	88	9.250	14:18:51.98	14:18:51.43	0	0.6s	-6	26°	14°
33	Tmp	90	9.588	14:19:43.98	14:19:44.11	0	0.1s	+1	2°	11°
34	Tmp	94	10.163	14:21:13.57	14:21:14.81	0	1.2s	+12	5°	11°
35	Tmp	99	10.640	14:22:33.29	14:22:33.72	0	0.4s	+4	20°	11°
36	Tmp	102	11.004	14:23:39.29	14:23:39.52	0	0.2s	+2	10°	10°
37	Tmp	104	11.145	14:24:01.42	14:24:03.55	0	2.1s	[+21]	22°	9°
38	Tmp	105	11.295	14:24:19.11	14:24:19.04	0	0.1s	-1	6°	9°
39	Tmp	107	11.497	14:24:39.96	14:24:39.96	0	0.0s	0	7°	9°
40	Tmp	109	11.855	14:25:13.26	14:25:12.87	0	0.4s	-4	22°	9°
41	Tmp	110	12.079	14:25:36.03	14:25:36.12	0	0.1s	+1	13°	9°
42	Tmp	112	12.374	14:26:11.20	14:26:11.24	0	0.0s	0	4°	9°
43	Tmp	114	12.922	14:27:21.55	14:27:21.53	0	0.0s	0	2°	8°
44	Tmp	124	1.791	15:11:27.57	15:11:27.46	0	0.1s	-1	12°	8°
45	Tmp	129	4.728	15:16:30.88	15:16:31.41	0	0.5s	+5	22°	8°
46	Tmp	133	6.318	15:19:05.39	15:19:06.09	0	0.7s	+7	25°	9°
47	Tmp	138	0.396	15:23:51.80	15:23:51.79	0	0.0s	0	2°	8°
48	Tmp	139	0.641	15:24:24.06	15:24:24.49	0	0.4s	+4	16°	8°
49	Tmp	142	1.113	15:25:07.06	15:25:07.79	0	0.7s	+7	16°	8°
50	Tmp	144	1.712	15:26:10.05	15:26:10.14	0	0.1s	+1	6°	8°
51	Tmp	146	2.013	15:26:47.50	15:26:47.54	0	0.0s	0	1°	8°
52	Tmp	147	2.215	15:27:11.74	15:27:11.45	0	0.3s	-3	17°	7°
53	Tmp	149	2.498	15:27:44.25	15:27:43.90	0	0.4s	-4	24°	7°
54	Tmp	151	2.742	15:28:10.83	15:28:12.12	0	1.3s	[+13]	13°	8°
55	Tmp	153	2.945	15:28:30.11	15:28:30.16	0	0.1s	+1	3°	6°
56	Tmp	157	3.333	15:29:14.55	15:29:15.56	0	1.0s	+10	20°	6°
57	Tmp	162	4.086	15:30:39.74	15:30:40.11	0	0.4s	+4	5°	6°

PC	Tp	Trc	DistPC	Ideal	Passagem	Pen	Erro	Pontos	NoPC	AtePC
58	Tmp	164	4.357	15:31:13.06	15:31:13.36	0	0.3s	+3	11°	6°
59	Tmp	167	4.647	15:31:49.23	15:31:50.95	0	1.7s	[+17]	9°	6°
60	Tmp	169	4.926	15:32:13.95	15:32:13.85	0	0.1s	-1	8°	6°
61	Tmp	170	5.116	15:32:32.99	15:32:33.61	0	0.6s	+6	19°	6°
62	Tmp	171	5.558	15:33:24.81	15:33:28.55	0	3.7s	[+37]	24°	5°
63	Tmp	174	5.925	15:33:59.85	15:34:00.64	0	0.8s	+8	20°	6°
64	Tmp	176	6.374	15:34:46.56	15:34:46.52	0	0.0s	0	4°	5°
65	Tmp	179	6.729	15:35:32.40	15:35:32.52	0	0.1s	+1	9°	5°
66	Tmp	181	7.027	15:35:56.92	15:35:56.90	0	0.0s	0	5°	5°

Num	105	Pen	0	PCZ	8	Total PP	246	Col. Final	5°
-----	-----	-----	---	-----	---	----------	-----	------------	----

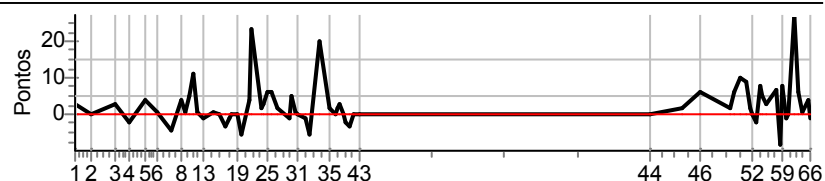


Performance Individual

PC	Tp	Trc	DistPC	Ideal	Passagem	Pen	Erro	Pontos	NoPC	AtePC
N	106	106 / Jose Carlos da Silva / Waldemberg S. Barros								
u		Cat / NL / Largada GRADUADO / 37 / 08:37:00								
m	1º	Cuiaba PAJERO FULL								
PC	Tp	Trc	DistPC	Ideal	Passagem	Pen	Erro	Pontos	NoPC	AtePC
1	Tmp	4	11.209	13:47:53.32	13:47:53.66	0	0.3s	+3	18°	18°
2	Tmp	7	12.631	13:50:10.84	13:50:10.80	0	0.0s	0	5°	7°
3	Tmp	11	14.756	13:53:51.41	13:53:51.74	0	0.3s	+3	6°	10°
4	Tmp	12	16.190	13:56:06.38	13:56:06.21	0	0.2s	-2	9°	8°
5	Tmp	15	17.631	13:58:32.12	13:58:32.54	0	0.4s	+4	5°	6°
6	Tmp	18	19.050	14:00:33.29	14:00:33.35	0	0.1s	+1	1°	2°
7	Tmp	18	20.378	14:02:35.88	14:02:35.44	0	0.4s	-4	25°	2°
8	Tmp	20	0.578	14:03:56.49	14:03:56.89	0	0.4s	+4	9°	5°
9	Tmp	22	0.868	14:04:33.41	14:04:33.49	0	0.1s	+1	10°	4°
10	Tmp	25	1.220	14:05:24.26	14:05:24.79	0	0.5s	+5	16°	5°
11	Tmp	27	1.431	14:05:51.67	14:05:52.78	0	1.1s	[+11]	27°	5°
12	Tmp	29	1.732	14:06:28.81	14:06:28.92	0	0.1s	+1	3°	2°
13	Tmp	33	2.138	14:07:24.94	14:07:24.88	0	0.1s	-1	9°	2°
14	Tmp	37	2.987	14:08:55.14	14:08:55.25	0	0.1s	+1	8°	2°
15	Tmp	40	3.330	14:09:53.25	14:09:53.26	0	0.0s	0	3°	2°
16	Tmp	44	3.768	14:10:51.72	14:10:51.45	0	0.3s	-3	10°	2°
17	Tmp	45	4.011	14:11:23.92	14:11:23.82	0	0.1s	-1	5°	2°
18	Tmp	46	4.293	14:11:48.58	14:11:48.56	0	0.0s	0	1°	2°
19	Tmp	52	4.676	14:12:43.64	14:12:43.61	0	0.0s	0	2°	1°
20	Tmp	54	5.014	14:13:21.55	14:13:21.09	0	0.5s	-5	18°	1°
21	Tmp	57	5.380	14:14:20.16	14:14:20.60	0	0.4s	+4	12°	1°
22	Tmp	59	5.584	14:14:43.83	14:14:46.15	0	2.3s	[+23]	10°	1°
23	Tmp	63	6.272	14:16:11.23	14:16:11.45	0	0.2s	+2	7°	1°
24	Tmp	64	6.513	14:16:32.75	14:16:33.01	0	0.3s	+3	14°	1°
25	Tmp	69	6.777	14:17:15.65	14:17:16.22	0	0.6s	+6	17°	1°
26	Tmp	71	7.116	14:17:49.58	14:17:50.21	0	0.6s	+6	6°	2°
27	Tmp	76	7.607	14:18:50.64	14:18:50.81	0	0.2s	+2	5°	2°
28	Tmp	79	8.175	14:20:30.01	14:20:29.90	0	0.1s	-1	6°	2°
29	Tmp	81	8.470	14:20:59.47	14:21:00.01	0	0.5s	+5	6°	2°
30	Tmp	83	8.748	14:21:30.10	14:21:30.18	0	0.1s	+1	4°	2°
31	Tmp	85	8.924	14:21:48.24	14:21:48.21	0	0.0s	0	2°	2°
32	Tmp	88	9.250	14:22:51.98	14:22:51.90	0	0.1s	-1	8°	2°
33	Tmp	90	9.588	14:23:43.98	14:23:43.49	0	0.5s	-5	6°	2°
34	Tmp	94	10.163	14:25:13.57	14:25:15.61	0	2.0s	[+20]	16°	2°
35	Tmp	99	10.640	14:26:33.29	14:26:33.53	0	0.2s	+2	13°	2°
36	Tmp	102	11.004	14:27:39.29	14:27:39.30	0	0.0s	0	3°	2°
37	Tmp	104	11.145	14:28:01.42	14:28:01.60	0	0.2s	+2	5°	1°
38	Tmp	105	11.295	14:28:19.11	14:28:19.39	0	0.3s	+3	13°	2°
39	Tmp	107	11.497	14:28:39.96	14:28:39.95	0	0.0s	0	5°	2°
40	Tmp	109	11.855	14:29:13.26	14:29:13.11	0	0.2s	-2	16°	2°
41	Tmp	110	12.079	14:29:36.03	14:29:35.71	0	0.3s	-3	20°	2°
42	Tmp	112	12.374	14:30:11.20	14:30:11.17	0	0.0s	0	3°	1°
43	Tmp	114	12.922	14:31:21.55	14:31:21.52	0	0.0s	0	1°	1°
44	Tmp	124	1.791	15:15:27.57	15:15:27.54	0	0.0s	0	3°	1°
45	Tmp	129	4.728	15:20:30.88	15:20:31.12	0	0.2s	+2	15°	1°
46	Tmp	133	6.318	15:23:05.39	15:23:05.97	0	0.6s	+6	22°	1°
47	Tmp	138	0.396	15:27:51.80	15:27:51.95	0	0.2s	+2	7°	1°
48	Tmp	139	0.641	15:28:24.06	15:28:24.67	0	0.6s	+6	21°	1°
49	Tmp	142	1.113	15:29:07.06	15:29:08.08	0	1.0s	[+10]	21°	2°
50	Tmp	144	1.712	15:30:10.05	15:30:10.95	0	0.9s	+9	24°	2°
51	Tmp	146	2.013	15:30:47.50	15:30:47.74	0	0.2s	+2	13°	2°
52	Tmp	147	2.215	15:31:11.74	15:31:11.78	0	0.0s	0	3°	2°
53	Tmp	149	2.498	15:31:44.25	15:31:44.08	0	0.2s	-2	14°	1°
54	Tmp	151	2.742	15:32:10.83	15:32:11.60	0	0.8s	+8	5°	1°
55	Tmp	153	2.945	15:32:30.11	15:32:30.65	0	0.5s	+5	9°	1°
56	Tmp	157	3.333	15:33:14.55	15:33:14.84	0	0.3s	+3	10°	2°
57	Tmp	162	4.086	15:34:39.74	15:34:40.42	0	0.7s	+7	8°	1°

PC	Tp	Trc	DistPC	Ideal	Passagem	Pen	Erro	Pontos	NoPC	AtePC
58	Tmp	164	4.357	15:35:13.06	15:35:12.22	0	0.8s	-8	21°	2°
59	Tmp	167	4.647	15:35:49.23	15:35:50.05	0	0.8s	+8	2°	2°
60	Tmp	169	4.926	15:36:13.95	15:36:13.85	0	0.1s	-1	7°	1°
61	Tmp	170	5.116	15:36:32.99	15:36:33.00	0	0.0s	0	3°	1°
62	Tmp	171	5.558	15:37:24.81	15:37:27.55	0	2.7s	[+27]	6°	1°
63	Tmp	174	5.925	15:37:59.85	15:38:00.41	0	0.6s	+6	17°	1°
64	Tmp	176	6.374	15:38:46.56	15:38:46.69	0	0.1s	+1	8°	1°
65	Tmp	179	6.729	15:39:32.40	15:39:32.82	0	0.4s	+4	16°	1°
66	Tmp	181	7.027	15:39:56.92	15:39:56.82	0	0.1s	-1	10°	1°

Num	106	Pen	0	PCZ	12	Total PP	168	Col. Final	1º
-----	-----	-----	---	-----	----	----------	-----	------------	----

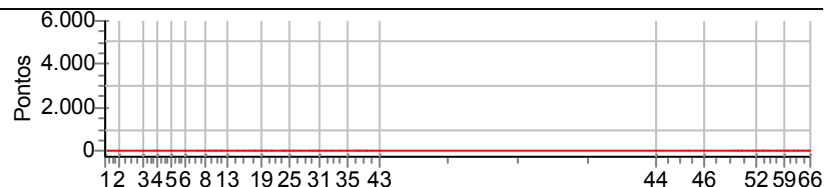


Performance Individual

PC	Tp	Trc	DistPC	Ideal	Passagem	Pen	Erro	Pontos	NoPC	AtePC
N	107	107 / Aurelio Borio Bilhalva / Tiago Poisl								
u	NC	Cat / NL / Largada GRADUADO / 54 / 08:54:00								
m	NC	Pelotas FULL								
PC	Tp	Trc	DistPC	Ideal	Passagem	Pen	Erro	Pontos	NoPC	AtePC
1	Tmp	4	11.209	14:04:53.32	--:--:--	0		+6000	29°	29°
2	Tmp	7	12.631	14:07:10.84	--:--:--	0		+6000	29°	29°
3	Tmp	11	14.756	14:10:51.41	--:--:--	0		+6000	29°	29°
4	Tmp	12	16.190	14:13:06.38	--:--:--	0		+6000	29°	29°
5	Tmp	15	17.631	14:15:32.12	--:--:--	0		+6000	29°	29°
6	Tmp	18	19.050	14:17:33.29	--:--:--	0		+6000	29°	29°
7	Tmp	18	20.378	14:19:35.88	--:--:--	0		+6000	29°	29°
8	Tmp	20	0.578	14:20:56.49	--:--:--	0		+6000	29°	29°
9	Tmp	22	0.868	14:21:33.41	--:--:--	0		+6000	29°	29°
10	Tmp	25	1.220	14:22:24.26	--:--:--	0		+6000	29°	29°
11	Tmp	27	1.431	14:22:51.67	--:--:--	0		+6000	29°	29°
12	Tmp	29	1.732	14:23:28.81	--:--:--	0		+6000	29°	29°
13	Tmp	33	2.138	14:24:24.94	--:--:--	0		+6000	29°	29°
14	Tmp	37	2.987	14:25:55.14	--:--:--	0		+6000	29°	29°
15	Tmp	40	3.330	14:26:53.25	--:--:--	0		+6000	29°	29°
16	Tmp	44	3.768	14:27:51.72	--:--:--	0		+6000	29°	29°
17	Tmp	45	4.011	14:28:23.92	--:--:--	0		+6000	29°	29°
18	Tmp	46	4.293	14:28:48.58	--:--:--	0		+6000	29°	29°
19	Tmp	52	4.676	14:29:43.64	--:--:--	0		+6000	29°	29°
20	Tmp	54	5.014	14:30:21.55	--:--:--	0		+6000	29°	29°
21	Tmp	57	5.380	14:31:20.16	--:--:--	0		+6000	29°	29°
22	Tmp	59	5.584	14:31:43.83	--:--:--	0		+6000	29°	29°
23	Tmp	63	6.272	14:33:11.23	--:--:--	0		+6000	29°	29°
24	Tmp	64	6.513	14:33:32.75	--:--:--	0		+6000	29°	29°
25	Tmp	69	6.777	14:34:15.65	--:--:--	0		+6000	29°	29°
26	Tmp	71	7.116	14:34:49.58	--:--:--	0		+6000	29°	29°
27	Tmp	76	7.607	14:35:50.64	--:--:--	0		+6000	29°	29°
28	Tmp	79	8.175	14:37:30.01	--:--:--	0		+6000	29°	29°
29	Tmp	81	8.470	14:37:59.47	--:--:--	0		+6000	29°	29°
30	Tmp	83	8.748	14:38:30.10	--:--:--	0		+6000	29°	29°
31	Tmp	85	8.924	14:38:48.24	--:--:--	0		+6000	29°	29°
32	Tmp	88	9.250	14:39:51.98	--:--:--	0		+6000	29°	29°
33	Tmp	90	9.588	14:40:43.98	--:--:--	0		+6000	29°	29°
34	Tmp	94	10.163	14:42:13.57	--:--:--	0		+6000	29°	29°
35	Tmp	99	10.640	14:43:33.29	--:--:--	0		+6000	29°	29°
36	Tmp	102	11.004	14:44:39.29	--:--:--	0		+6000	29°	29°
37	Tmp	104	11.145	14:45:01.42	--:--:--	0		+6000	29°	29°
38	Tmp	105	11.295	14:45:19.11	--:--:--	0		+6000	29°	29°
39	Tmp	107	11.497	14:45:39.96	--:--:--	0		+6000	29°	29°
40	Tmp	109	11.855	14:46:13.26	--:--:--	0		+6000	29°	29°
41	Tmp	110	12.079	14:46:36.03	--:--:--	0		+6000	29°	29°
42	Tmp	112	12.374	14:47:11.20	--:--:--	0		+6000	29°	29°
43	Tmp	114	12.922	14:48:21.55	--:--:--	0		+6000	29°	29°
44	Tmp	124	1.791	15:32:27.57	--:--:--	0		+6000	29°	29°
45	Tmp	129	4.728	15:37:30.88	--:--:--	0		+6000	29°	29°
46	Tmp	133	6.318	15:40:05.39	--:--:--	0		+6000	29°	29°
47	Tmp	138	0.396	15:44:51.80	--:--:--	0		+6000	29°	29°
48	Tmp	139	0.641	15:45:24.06	--:--:--	0		+6000	29°	29°
49	Tmp	142	1.113	15:46:07.06	--:--:--	0		+6000	29°	29°
50	Tmp	144	1.712	15:47:10.05	--:--:--	0		+6000	29°	29°
51	Tmp	146	2.013	15:47:47.50	--:--:--	0		+6000	29°	29°
52	Tmp	147	2.215	15:48:11.74	--:--:--	0		+6000	29°	29°
53	Tmp	149	2.498	15:48:44.25	--:--:--	0		+6000	29°	29°
54	Tmp	151	2.742	15:49:10.83	--:--:--	0		+6000	29°	29°
55	Tmp	153	2.945	15:49:30.11	--:--:--	0		+6000	29°	29°
56	Tmp	157	3.333	15:50:14.55	--:--:--	0		+6000	29°	29°
57	Tmp	162	4.086	15:51:39.74	--:--:--	0		+6000	29°	29°

PC	Tp	Trc	DistPC	Ideal	Passagem	Pen	Erro	Pontos	NoPC	AtePC
58	Tmp	164	4.357	15:52:13.06	--:--:--	0		+6000	29°	29°
59	Tmp	167	4.647	15:52:49.23	--:--:--	0		+6000	29°	29°
60	Tmp	169	4.926	15:53:13.95	--:--:--	0		+6000	29°	29°
61	Tmp	170	5.116	15:53:32.99	--:--:--	0		+6000	29°	29°
62	Tmp	171	5.558	15:54:24.81	--:--:--	0		+6000	29°	29°
63	Tmp	174	5.925	15:54:59.85	--:--:--	0		+6000	29°	29°
64	Tmp	176	6.374	15:55:46.56	--:--:--	0		+6000	29°	29°
65	Tmp	179	6.729	15:56:32.40	--:--:--	0		+6000	29°	29°
66	Tmp	181	7.027	15:56:56.92	--:--:--	0		+6000	29°	29°

Num	107	Pen	0	PCZ	0	Total PP	396000	Col. Final	NC
-----	-----	-----	---	-----	---	----------	--------	------------	----

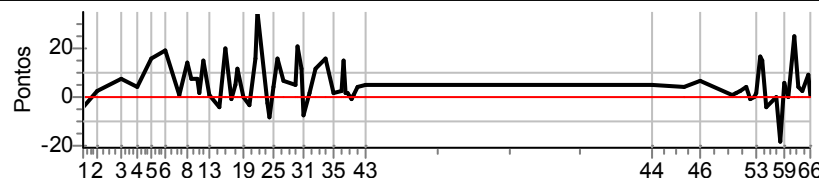


Performance Individual

PC	Tp	Trc	DistPC	Ideal	Passagem	Pen	Erro	Pontos	NoPC	AtePC
N	108	108 / Renato Odiney Agostinnetto / Eduardo Luiz Ortolan								
u	16°	Cat / NL / Largada GRADUADO / 48 / 08:48:00								
m	16°	Cascavel PAJERO FULL								
PC	Tp	Trc	DistPC	Ideal	Passagem	Pen	Erro	Pontos	NoPC	AtePC
1	Tmp	4	11.209	13:58:53.32	13:58:52.95	0	0.4s	-4	21°	21°
2	Tmp	7	12.631	14:01:10.84	14:01:11.17	0	0.3s	+3	21°	23°
3	Tmp	11	14.756	14:04:51.41	14:04:52.24	0	0.8s	+8	20°	24°
4	Tmp	12	16.190	14:07:06.38	14:07:06.80	0	0.4s	+4	13°	20°
5	Tmp	15	17.631	14:09:32.12	14:09:33.76	0	1.6s	+16	26°	22°
6	Tmp	18	19.050	14:11:33.29	14:11:35.21	0	1.9s	[+19]	28°	25°
7	Tmp	18	20.378	14:13:35.88	14:13:36.01	0	0.1s	+1	7°	24°
8	Tmp	20	0.578	14:14:56.49	14:14:57.93	0	1.4s	+14	25°	23°
9	Tmp	22	0.868	14:15:33.41	14:15:34.25	0	0.8s	+8	25°	25°
10	Tmp	25	1.220	14:16:24.26	14:16:25.02	0	0.8s	+8	23°	24°
11	Tmp	27	1.431	14:16:51.67	14:16:51.83	0	0.2s	+2	4°	24°
12	Tmp	29	1.732	14:17:28.81	14:17:30.34	0	1.5s	+15	24°	25°
13	Tmp	33	2.138	14:18:24.94	14:18:25.00	0	0.1s	+1	5°	25°
14	Tmp	37	2.987	14:19:55.14	14:19:54.79	0	0.4s	-4	16°	25°
15	Tmp	40	3.330	14:20:53.25	14:20:55.29	0	2.0s	[+20]	27°	26°
16	Tmp	44	3.768	14:21:51.72	14:21:51.60	0	0.1s	-1	2°	24°
17	Tmp	45	4.011	14:22:23.92	14:22:24.38	0	0.5s	+5	20°	25°
18	Tmp	46	4.293	14:22:48.58	14:22:49.78	0	1.2s	+12	27°	26°
19	Tmp	52	4.676	14:23:43.64	14:23:43.62	0	0.0s	0	1°	25°
20	Tmp	54	5.014	14:24:21.55	14:24:21.28	0	0.3s	-3	10°	23°
21	Tmp	57	5.380	14:25:20.16	14:25:21.79	0	1.6s	+16	26°	25°
22	Tmp	59	5.584	14:25:43.83	14:25:47.28	0	3.5s	[+35]	20°	25°
23	Tmp	63	6.272	14:27:11.23	14:27:11.07	0	0.2s	-2	4°	25°
24	Tmp	64	6.513	14:27:32.75	14:27:31.93	0	0.8s	-8	25°	25°
25	Tmp	69	6.777	14:28:15.65	14:28:16.06	0	0.4s	+4	8°	24°
26	Tmp	71	7.116	14:28:49.58	14:28:51.15	0	1.6s	+16	27°	25°
27	Tmp	76	7.607	14:29:50.64	14:29:51.32	0	0.7s	+7	7°	23°
28	Tmp	79	8.175	14:31:30.01	14:31:30.53	0	0.5s	+5	20°	23°
29	Tmp	81	8.470	14:31:59.47	14:32:01.60	0	2.1s	[+21]	26°	24°
30	Tmp	83	8.748	14:32:30.10	14:32:31.34	0	1.2s	+12	26°	24°
31	Tmp	85	8.924	14:32:48.24	14:32:47.50	0	0.7s	-7	25°	24°
32	Tmp	88	9.250	14:33:51.98	14:33:52.19	0	0.2s	+2	10°	24°
33	Tmp	90	9.588	14:34:43.98	14:34:45.14	0	1.2s	+12	21°	25°
34	Tmp	94	10.163	14:36:13.57	14:36:15.14	0	1.6s	+16	10°	24°
35	Tmp	99	10.640	14:37:33.29	14:37:33.47	0	0.2s	+2	11°	23°
36	Tmp	102	11.004	14:38:39.29	14:38:39.56	0	0.3s	+3	14°	22°
37	Tmp	104	11.145	14:39:01.42	14:39:02.89	0	1.5s	+15	18°	22°
38	Tmp	105	11.295	14:39:19.11	14:39:19.33	0	0.2s	+2	7°	22°
39	Tmp	107	11.497	14:39:39.96	14:39:40.17	0	0.2s	+2	14°	22°
40	Tmp	109	11.855	14:40:13.26	14:40:13.15	0	0.1s	-1	5°	22°
41	Tmp	110	12.079	14:40:36.03	14:40:36.08	0	0.1s	+1	7°	22°
42	Tmp	112	12.374	14:41:11.20	14:41:11.56	0	0.4s	+4	22°	22°
43	Tmp	114	12.922	14:42:21.55	14:42:22.00	0	0.5s	+5	12°	22°
44	Tmp	124	1.791	15:26:27.57	15:26:28.03	0	0.5s	+5	25°	22°
45	Tmp	129	4.728	15:31:30.88	15:31:31.29	0	0.4s	+4	18°	22°
46	Tmp	133	6.318	15:34:05.39	15:34:06.05	0	0.7s	+7	23°	23°
47	Tmp	138	0.396	15:38:51.80	15:38:51.92	0	0.1s	+1	4°	21°
48	Tmp	139	0.641	15:39:24.06	15:39:24.29	0	0.2s	+2	10°	20°
49	Tmp	142	1.113	15:40:07.06	15:40:07.40	0	0.3s	+3	7°	20°
50	Tmp	144	1.712	15:41:10.05	15:41:10.47	0	0.4s	+4	14°	20°
51	Tmp	146	2.013	15:41:47.50	15:41:47.44	0	0.1s	-1	7°	20°
52	Tmp	147	2.215	15:42:11.74	15:42:11.70	0	0.0s	0	2°	20°
53	Tmp	149	2.498	15:42:44.25	15:42:44.47	0	0.2s	+2	9°	20°
54	Tmp	151	2.742	15:43:10.83	15:43:12.52	0	1.7s	+17	21°	20°
55	Tmp	153	2.945	15:43:30.11	15:43:31.65	0	1.5s	+15	25°	20°
56	Tmp	157	3.333	15:44:14.55	15:44:14.20	0	0.4s	-4	11°	21°
57	Tmp	162	4.086	15:45:39.74	15:45:39.73	0	0.0s	0	1°	19°

PC	Tp	Trc	DistPC	Ideal	Passagem	Pen	Erro	Pontos	NoPC	AtePC
58	Tmp	164	4.357	15:46:13.06	15:46:11.27	0	1.8s	-18	27°	20°
59	Tmp	167	4.647	15:46:49.23	15:46:49.86	0	0.6s	+6	1°	18°
60	Tmp	169	4.926	15:47:13.95	15:47:14.29	0	0.3s	+3	15°	18°
61	Tmp	170	5.116	15:47:32.99	15:47:32.96	0	0.0s	0	1°	18°
62	Tmp	171	5.558	15:48:24.81	15:48:27.34	0	2.5s	[+25]	2°	17°
63	Tmp	174	5.925	15:48:59.85	15:49:00.26	0	0.4s	+4	11°	16°
64	Tmp	176	6.374	15:49:46.56	15:49:46.89	0	0.3s	+3	12°	16°
65	Tmp	179	6.729	15:50:32.40	15:50:33.34	0	0.9s	+9	25°	16°
66	Tmp	181	7.027	15:50:56.92	15:50:57.02	0	0.1s	+1	7°	16°

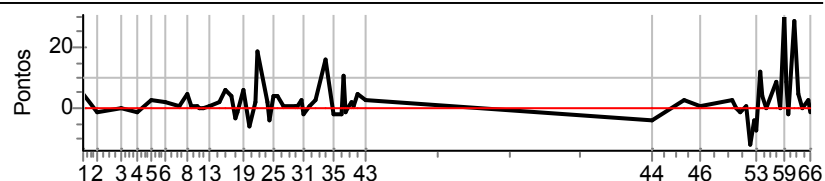
Num	108	Pen	0	PCZ	4	Total PP	360	Col. Final	16°
-----	-----	-----	---	-----	---	----------	-----	------------	-----



Performance Individual

PC	Tp	Trc	DistPC	Ideal	Passagem	Pen	Erro	Pontos	NoPC	AtePC
N	110	110 / Andre Pereira de Queiroz / Leandro Macedo Ferreira								
u	2º	Cat / NL / Largada GRADUADO / 39 / 08:39:00								
m		Curitiba TROLLER T4								
PC	Tp	Trc	DistPC	Ideal	Passagem	Pen	Erro	Pontos	NoPC	AtePC
1	Tmp	4	11.209	13:49:53.32	13:49:53.82	0	0.5s	+5	26º	26º
2	Tmp	7	12.631	13:52:10.84	13:52:10.77	0	0.1s	-1	9º	19º
3	Tmp	11	14.756	13:55:51.41	13:55:51.45	0	0.0s	0	1º	2º
4	Tmp	12	16.190	13:58:06.38	13:58:06.24	0	0.1s	-1	6º	2º
5	Tmp	15	17.631	14:00:32.12	14:00:32.44	0	0.3s	+3	3º	2º
6	Tmp	18	19.050	14:02:33.29	14:02:33.46	0	0.2s	+2	4º	1º
7	Tmp	18	20.378	14:04:35.88	14:04:36.02	0	0.1s	+1	10º	1º
8	Tmp	20	0.578	14:05:56.49	14:05:56.99	0	0.5s	+5	11º	1º
9	Tmp	22	0.868	14:06:33.41	14:06:33.55	0	0.1s	+1	9º	1º
10	Tmp	25	1.220	14:07:24.26	14:07:24.35	0	0.1s	+1	5º	1º
11	Tmp	27	1.431	14:07:51.67	14:07:51.71	0	0.0s	0	1º	1º
12	Tmp	29	1.732	14:08:28.81	14:08:28.82	0	0.0s	0	1º	1º
13	Tmp	33	2.138	14:09:24.94	14:09:25.01	0	0.1s	+1	8º	1º
14	Tmp	37	2.987	14:10:55.14	14:10:55.29	0	0.2s	+2	13º	1º
15	Tmp	40	3.330	14:11:53.25	14:11:53.89	0	0.6s	+6	13º	1º
16	Tmp	44	3.768	14:12:51.72	14:12:52.07	0	0.4s	+4	13º	1º
17	Tmp	45	4.011	14:13:23.92	14:13:23.63	0	0.3s	-3	17º	1º
18	Tmp	46	4.293	14:13:48.58	14:13:48.49	0	0.1s	-1	7º	1º
19	Tmp	52	4.676	14:14:43.64	14:14:44.20	0	0.6s	+6	15º	2º
20	Tmp	54	5.014	14:15:21.55	14:15:20.99	0	0.6s	-6	19º	2º
21	Tmp	57	5.380	14:16:20.16	14:16:20.35	0	0.2s	+2	6º	2º
22	Tmp	59	5.584	14:16:43.83	14:16:45.71	0	1.9s	[+19]	5º	2º
23	Tmp	63	6.272	14:18:11.23	14:18:11.47	0	0.2s	+2	6º	2º
24	Tmp	64	6.513	14:18:32.75	14:18:32.32	0	0.4s	-4	19º	2º
25	Tmp	69	6.777	14:19:15.65	14:19:16.02	0	0.4s	+4	9º	2º
26	Tmp	71	7.116	14:19:49.58	14:19:49.96	0	0.4s	+4	4º	1º
27	Tmp	76	7.607	14:20:50.64	14:20:50.77	0	0.1s	+1	3º	1º
28	Tmp	79	8.175	14:22:30.01	14:22:30.06	0	0.1s	+1	5º	1º
29	Tmp	81	8.470	14:22:59.47	14:22:59.59	0	0.1s	+1	2º	1º
30	Tmp	83	8.748	14:23:30.10	14:23:30.39	0	0.3s	+3	13º	1º
31	Tmp	85	8.924	14:23:48.24	14:23:48.03	0	0.2s	-2	16º	1º
32	Tmp	88	9.250	14:24:51.98	14:24:52.11	0	0.1s	+1	7º	1º
33	Tmp	90	9.588	14:25:43.98	14:25:44.26	0	0.3s	+3	4º	1º
34	Tmp	94	10.163	14:27:13.57	14:27:15.19	0	1.6s	[+16]	11º	1º
35	Tmp	99	10.640	14:28:33.29	14:28:33.14	0	0.2s	-2	12º	1º
36	Tmp	102	11.004	14:29:39.29	14:29:39.12	0	0.2s	-2	9º	1º
37	Tmp	104	11.145	14:30:01.42	14:30:02.49	0	1.1s	+11	14º	2º
38	Tmp	105	11.295	14:30:19.11	14:30:19.01	0	0.1s	-1	4º	1º
39	Tmp	107	11.497	14:30:39.96	14:30:40.00	0	0.0s	0	4º	1º
40	Tmp	109	11.855	14:31:13.26	14:31:13.49	0	0.2s	+2	15º	1º
41	Tmp	110	12.079	14:31:36.03	14:31:36.08	0	0.1s	+1	10º	1º
42	Tmp	112	12.374	14:32:11.20	14:32:11.72	0	0.5s	+5	25º	2º
43	Tmp	114	12.922	14:33:21.55	14:33:21.89	0	0.3s	+3	10º	2º
44	Tmp	124	1.791	15:17:27.57	15:17:27.18	0	0.4s	-4	23º	2º
45	Tmp	129	4.728	15:22:30.88	15:22:31.20	0	0.3s	+3	17º	2º
46	Tmp	133	6.318	15:25:05.39	15:25:05.48	0	0.1s	+1	5º	2º
47	Tmp	138	0.396	15:29:51.80	15:29:52.09	0	0.3s	+3	8º	2º
48	Tmp	139	0.641	15:30:24.06	15:30:24.08	0	0.0s	0	1º	2º
49	Tmp	142	1.113	15:31:07.06	15:31:07.01	0	0.1s	-1	3º	1º
50	Tmp	144	1.712	15:32:10.05	15:32:10.16	0	0.1s	+1	4º	1º
51	Tmp	146	2.013	15:32:47.50	15:32:46.26	0	1.2s	[-12]	25º	1º
52	Tmp	147	2.215	15:33:11.74	15:33:11.32	0	0.4s	-4	19º	1º
53	Tmp	149	2.498	15:33:44.25	15:33:43.54	0	0.7s	-7	28º	2º
54	Tmp	151	2.742	15:34:10.83	15:34:11.98	0	1.2s	+12	12º	2º
55	Tmp	153	2.945	15:34:30.11	15:34:30.55	0	0.4s	+4	5º	2º
56	Tmp	157	3.333	15:35:14.55	15:35:14.57	0	0.0s	0	2º	1º
57	Tmp	162	4.086	15:36:39.74	15:36:40.68	0	0.9s	+9	11º	2º

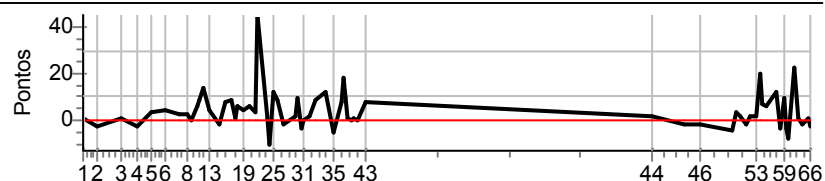
PC	Tp	Trc	DistPC	Ideal	Passagem	Pen	Erro	Pontos	NoPC	AtePC
58	Tmp	164	4.357	15:37:13.06	15:37:13.03	0	0.0s	0	4º	1º
59	Tmp	167	4.647	15:37:49.23	15:37:52.32	0	3.1s	[+31]	19º	1º
60	Tmp	169	4.926	15:38:13.95	15:38:14.87	0	0.9s	+9	22º	2º
61	Tmp	170	5.116	15:38:32.99	15:38:32.75	0	0.2s	-2	7º	2º
62	Tmp	171	5.558	15:39:24.81	15:39:27.71	0	2.9s	[+29]	7º	2º
63	Tmp	174	5.925	15:39:59.85	15:40:00.36	0	0.5s	+5	15º	2º
64	Tmp	176	6.374	15:40:46.56	15:40:46.60	0	0.0s	0	3º	2º
65	Tmp	179	6.729	15:41:32.40	15:41:32.68	0	0.3s	+3	11º	2º
66	Tmp	181	7.027	15:41:56.92	15:41:56.80	0	0.1s	-1	9º	2º
Num	110	Pen	0	PCZ	8	Total PP	173	Col. Final	2º	



Performance Individual

PC	Tp	Trc	DistPC	Ideal	Passagem	Pen	Erro	Pontos	NoPC	AtePC
N	111	111 / Marcos Juliano Alves Bezerra / Willian Santos								
u	7°	Cat / NL / Largada GRADUADO / 38 / 08:38:00								
m		Ponta Grossa PAJERO								
PC	Tp	Trc	DistPC	Ideal	Passagem	Pen	Erro	Pontos	NoPC	AtePC
1	Tmp	4	11.209	13:48:53.32	13:48:53.43	0	0.1s	+1	9°	9°
2	Tmp	7	12.631	13:51:10.84	13:51:10.66	0	0.2s	-2	18°	17°
3	Tmp	11	14.756	13:54:51.41	13:54:51.46	0	0.1s	+1	3°	3°
4	Tmp	12	16.190	13:57:06.38	13:57:06.18	0	0.2s	-2	8°	6°
5	Tmp	15	17.631	13:59:32.12	13:59:32.52	0	0.4s	+4	4°	4°
6	Tmp	18	19.050	14:01:33.29	14:01:33.83	0	0.5s	+5	9°	4°
7	Tmp	18	20.378	14:03:35.88	14:03:36.20	0	0.3s	+3	19°	3°
8	Tmp	20	0.578	14:04:56.49	14:04:56.76	0	0.3s	+3	7°	4°
9	Tmp	22	0.868	14:05:33.41	14:05:33.44	0	0.0s	0	4°	3°
10	Tmp	25	1.220	14:06:24.26	14:06:24.84	0	0.6s	+6	19°	4°
11	Tmp	27	1.431	14:06:51.67	14:06:52.56	0	0.9s	+9	24°	4°
12	Tmp	29	1.732	14:07:28.81	14:07:30.17	0	1.4s	[+14]	23°	9°
13	Tmp	33	2.138	14:08:24.94	14:08:25.43	0	0.5s	+5	22°	8°
14	Tmp	37	2.987	14:09:55.14	14:09:55.08	0	0.1s	-1	7°	5°
15	Tmp	40	3.330	14:10:53.25	14:10:54.07	0	0.8s	+8	16°	7°
16	Tmp	44	3.768	14:11:51.72	14:11:52.65	0	0.9s	+9	21°	10°
17	Tmp	45	4.011	14:12:23.92	14:12:23.97	0	0.1s	+1	4°	9°
18	Tmp	46	4.293	14:12:48.58	14:12:49.20	0	0.6s	+6	20°	9°
19	Tmp	52	4.676	14:13:43.64	14:13:44.09	0	0.5s	+5	13°	9°
20	Tmp	54	5.014	14:14:21.55	14:14:22.14	0	0.6s	+6	20°	10°
21	Tmp	57	5.380	14:15:20.16	14:15:20.54	0	0.4s	+4	11°	9°
22	Tmp	59	5.584	14:15:43.83	14:15:48.34	0	4.5s	[+45]	25°	9°
23	Tmp	63	6.272	14:17:11.23	14:17:11.31	0	0.1s	+1	2°	6°
24	Tmp	64	6.513	14:17:32.75	14:17:31.75	0	1.0s	-10	27°	9°
25	Tmp	69	6.777	14:18:15.65	14:18:16.83	0	1.2s	+12	26°	12°
26	Tmp	71	7.116	14:18:49.58	14:18:50.51	0	0.9s	+9	15°	12°
27	Tmp	76	7.607	14:19:50.64	14:19:50.55	0	0.1s	-1	4°	8°
28	Tmp	79	8.175	14:21:30.01	14:21:30.23	0	0.2s	+2	12°	8°
29	Tmp	81	8.470	14:21:59.47	14:22:00.46	0	1.0s	+10	21°	8°
30	Tmp	83	8.748	14:22:30.10	14:22:29.81	0	0.3s	-3	14°	8°
31	Tmp	85	8.924	14:22:48.24	14:22:48.25	0	0.0s	0	1°	8°
32	Tmp	88	9.250	14:23:51.98	14:23:52.15	0	0.2s	+2	14°	8°
33	Tmp	90	9.588	14:24:43.98	14:24:44.92	0	0.9s	+9	16°	8°
34	Tmp	94	10.163	14:26:13.57	14:26:14.73	0	1.2s	+12	4°	8°
35	Tmp	99	10.640	14:27:33.29	14:27:32.83	0	0.5s	-5	22°	10°
36	Tmp	102	11.004	14:28:39.29	14:28:40.05	0	0.8s	+8	22°	11°
37	Tmp	104	11.145	14:29:01.42	14:29:03.22	0	1.8s	[+18]	20°	10°
38	Tmp	105	11.295	14:29:19.11	14:29:20.15	0	1.0s	+10	23°	11°
39	Tmp	107	11.497	14:29:39.96	14:29:40.09	0	0.1s	+1	10°	10°
40	Tmp	109	11.855	14:30:13.26	14:30:13.29	0	0.0s	0	1°	10°
41	Tmp	110	12.079	14:30:36.03	14:30:36.17	0	0.1s	+1	11°	10°
42	Tmp	112	12.374	14:31:11.20	14:31:11.17	0	0.0s	0	2°	10°
43	Tmp	114	12.922	14:32:21.55	14:32:22.39	0	0.8s	+8	21°	10°
44	Tmp	124	1.791	15:16:27.57	15:16:27.80	0	0.2s	+2	16°	10°
45	Tmp	129	4.728	15:21:30.88	15:21:30.78	0	0.1s	-1	8°	10°
46	Tmp	133	6.318	15:24:05.39	15:24:05.27	0	0.1s	-1	6°	10°
47	Tmp	138	0.396	15:28:51.80	15:28:51.45	0	0.4s	-4	10°	10°
48	Tmp	139	0.641	15:29:24.06	15:29:24.41	0	0.4s	+4	15°	10°
49	Tmp	142	1.113	15:30:07.06	15:30:07.25	0	0.2s	+2	5°	10°
50	Tmp	144	1.712	15:31:10.05	15:31:09.98	0	0.1s	-1	5°	9°
51	Tmp	146	2.013	15:31:47.50	15:31:47.72	0	0.2s	+2	12°	9°
52	Tmp	147	2.215	15:32:11.74	15:32:11.92	0	0.2s	+2	10°	9°
53	Tmp	149	2.498	15:32:44.25	15:32:44.43	0	0.2s	+2	13°	9°
54	Tmp	151	2.742	15:33:10.83	15:33:12.87	0	2.0s	[+20]	27°	9°
55	Tmp	153	2.945	15:33:30.11	15:33:30.85	0	0.7s	+7	13°	9°
56	Tmp	157	3.333	15:34:14.55	15:34:15.15	0	0.6s	+6	17°	9°
57	Tmp	162	4.086	15:35:39.74	15:35:40.96	0	1.2s	+12	13°	9°

PC	Tp	Trc	DistPC	Ideal	Passagem	Pen	Erro	Pontos	NoPC	AtePC
58	Tmp	164	4.357	15:36:13.06	15:36:12.76	0	0.3s	-3	10°	9°
59	Tmp	167	4.647	15:36:49.23	15:36:50.25	0	1.0s	+10	4°	8°
60	Tmp	169	4.926	15:37:13.95	15:37:13.61	0	0.3s	-3	16°	8°
61	Tmp	170	5.116	15:37:32.99	15:37:32.31	0	0.7s	-7	21°	9°
62	Tmp	171	5.558	15:38:24.81	15:38:27.12	0	2.3s	[+23]	1°	8°
63	Tmp	174	5.925	15:38:59.85	15:38:59.93	0	0.1s	+1	3°	8°
64	Tmp	176	6.374	15:39:46.56	15:39:46.42	0	0.1s	-1	7°	7°
65	Tmp	179	6.729	15:40:32.40	15:40:32.52	0	0.1s	+1	8°	7°
66	Tmp	181	7.027	15:40:56.92	15:40:56.76	0	0.2s	-2	15°	7°
Num	111	Pen	0	PCZ	4	Total PP	259	Col. Final	7°	

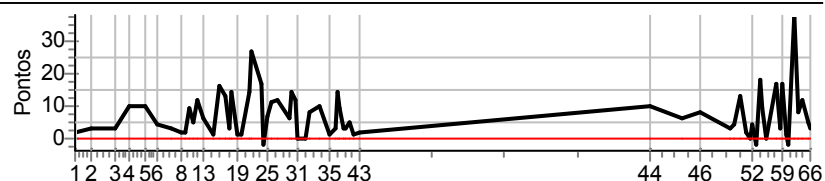


Performance Individual

PC	Tp	Trc	DistPC	Ideal	Passagem	Pen	Erro	Pontos	NoPC	AtePC
N	113	113 / Everton Gratt / Wesley Sari								
u		Cat / NL / Largada GRADUADO / 31 / 08:31:00								
m	17°	Capinzal TROLLER								
PC	Tp	Trc	DistPC	Ideal	Passagem	Pen	Erro	Pontos	NoPC	AtePC
1	Tmp	4	11.209	13:41:53.32	13:41:53.55	0	0.2s	+2	15°	15°
2	Tmp	7	12.631	13:44:10.84	13:44:11.14	0	0.3s	+3	23°	21°
3	Tmp	11	14.756	13:47:51.41	13:47:51.69	0	0.3s	+3	7°	20°
4	Tmp	12	16.190	13:50:06.38	13:50:07.34	0	1.0s	+10	24°	17°
5	Tmp	15	17.631	13:52:32.12	13:52:33.11	0	1.0s	+10	21°	19°
6	Tmp	18	19.050	13:54:33.29	13:54:33.73	0	0.4s	+4	6°	15°
7	Tmp	18	20.378	13:56:35.88	13:56:36.22	0	0.3s	+3	22°	16°
8	Tmp	20	0.578	13:57:56.49	13:57:56.66	0	0.2s	+2	6°	12°
9	Tmp	22	0.868	13:58:33.41	13:58:33.57	0	0.2s	+2	14°	13°
10	Tmp	25	1.220	13:59:24.26	13:59:25.14	0	0.9s	+9	24°	16°
11	Tmp	27	1.431	13:59:51.67	13:59:52.15	0	0.5s	+5	11°	15°
12	Tmp	29	1.732	14:00:28.81	14:00:30.05	0	1.2s	+12	20°	16°
13	Tmp	33	2.138	14:01:24.94	14:01:25.56	0	0.6s	+6	24°	16°
14	Tmp	37	2.987	14:02:55.14	14:02:55.28	0	0.1s	+1	9°	16°
15	Tmp	40	3.330	14:03:53.25	14:03:54.82	0	1.6s	+16	24°	17°
16	Tmp	44	3.768	14:04:51.72	14:04:53.04	0	1.3s	+13	25°	20°
17	Tmp	45	4.011	14:05:23.92	14:05:24.19	0	0.3s	+3	18°	19°
18	Tmp	46	4.293	14:05:48.58	14:05:49.94	0	1.4s	+14	28°	23°
19	Tmp	52	4.676	14:06:43.64	14:06:43.69	0	0.1s	+1	5°	21°
20	Tmp	54	5.014	14:07:21.55	14:07:21.60	0	0.1s	+1	6°	21°
21	Tmp	57	5.380	14:08:20.16	14:08:21.53	0	1.4s	+14	24°	22°
22	Tmp	59	5.584	14:08:43.83	14:08:46.54	0	2.7s	[+27]	15°	22°
23	Tmp	63	6.272	14:10:11.23	14:10:12.94	0	1.7s	[+17]	27°	22°
24	Tmp	64	6.513	14:10:32.75	14:10:32.57	0	0.2s	-2	12°	22°
25	Tmp	69	6.777	14:11:15.65	14:11:16.30	0	0.7s	+7	19°	22°
26	Tmp	71	7.116	14:11:49.58	14:11:50.71	0	1.1s	+11	21°	22°
27	Tmp	76	7.607	14:12:50.64	14:12:51.86	0	1.2s	+12	14°	22°
28	Tmp	79	8.175	14:14:30.01	14:14:30.58	0	0.6s	+6	25°	22°
29	Tmp	81	8.470	14:14:59.47	14:15:00.87	0	1.4s	+14	24°	22°
30	Tmp	83	8.748	14:15:30.10	14:15:31.29	0	1.2s	+12	27°	22°
31	Tmp	85	8.924	14:15:48.24	14:15:48.26	0	0.0s	0	3°	22°
32	Tmp	88	9.250	14:16:51.98	14:16:51.98	0	0.0s	0	3°	22°
33	Tmp	90	9.588	14:17:43.98	14:17:44.81	0	0.8s	+8	14°	22°
34	Tmp	94	10.163	14:19:13.57	14:19:14.58	0	1.0s	+10	2°	20°
35	Tmp	99	10.640	14:20:33.29	14:20:33.36	0	0.1s	+1	6°	20°
36	Tmp	102	11.004	14:21:39.29	14:21:39.57	0	0.3s	+3	16°	20°
37	Tmp	104	11.145	14:22:01.42	14:22:02.78	0	1.4s	+14	17°	19°
38	Tmp	105	11.295	14:22:19.11	14:22:20.05	0	0.9s	+9	22°	19°
39	Tmp	107	11.497	14:22:39.96	14:22:40.29	0	0.3s	+3	18°	19°
40	Tmp	109	11.855	14:23:13.26	14:23:13.57	0	0.3s	+3	20°	19°
41	Tmp	110	12.079	14:23:36.03	14:23:36.48	0	0.5s	+5	25°	19°
42	Tmp	112	12.374	14:24:11.20	14:24:11.34	0	0.1s	+1	12°	19°
43	Tmp	114	12.922	14:25:21.55	14:25:21.77	0	0.2s	+2	8°	19°
44	Tmp	124	1.791	15:09:27.57	15:09:28.60	0	1.0s	+10	28°	19°
45	Tmp	129	4.728	15:14:30.88	15:14:31.49	0	0.6s	+6	25°	19°
46	Tmp	133	6.318	15:17:05.39	15:17:06.14	0	0.8s	+8	27°	19°
47	Tmp	138	0.396	15:21:51.80	15:21:52.05	0	0.3s	+3	9°	19°
48	Tmp	139	0.641	15:22:24.06	15:22:24.41	0	0.4s	+4	17°	19°
49	Tmp	142	1.113	15:23:07.06	15:23:08.39	0	1.3s	+13	24°	19°
50	Tmp	144	1.712	15:24:10.05	15:24:10.29	0	0.2s	+2	12°	19°
51	Tmp	146	2.013	15:24:47.50	15:24:47.50	0	0.0s	0	2°	19°
52	Tmp	147	2.215	15:25:11.74	15:25:12.18	0	0.4s	+4	20°	19°
53	Tmp	149	2.498	15:25:44.25	15:25:44.09	0	0.2s	-2	18°	19°
54	Tmp	151	2.742	15:26:10.83	15:26:12.59	0	1.8s	[+18]	25°	19°
55	Tmp	153	2.945	15:26:30.11	15:26:31.05	0	0.9s	+9	16°	19°
56	Tmp	157	3.333	15:27:14.55	15:27:14.59	0	0.0s	0	3°	18°
57	Tmp	162	4.086	15:28:39.74	15:28:41.45	0	1.7s	[+17]	22°	20°

PC	Tp	Trc	DistPC	Ideal	Passagem	Pen	Erro	Pontos	NoPC	AtePC
58	Tmp	164	4.357	15:29:13.06	15:29:13.39	0	0.3s	+3	12°	19°
59	Tmp	167	4.647	15:29:49.23	15:29:50.88	0	1.7s	+17	10°	17°
60	Tmp	169	4.926	15:30:13.95	15:30:14.01	0	0.1s	+1	9°	17°
61	Tmp	170	5.116	15:30:32.99	15:30:32.83	0	0.2s	-2	8°	17°
62	Tmp	171	5.558	15:31:24.81	15:31:28.63	0	3.8s	[+38]	26°	16°
63	Tmp	174	5.925	15:31:59.85	15:32:00.67	0	0.8s	+8	21°	17°
64	Tmp	176	6.374	15:32:46.56	15:32:47.77	0	1.2s	+12	26°	17°
65	Tmp	179	6.729	15:33:32.40	15:33:32.94	0	0.5s	+5	18°	17°
66	Tmp	181	7.027	15:33:56.92	15:33:57.25	0	0.3s	+3	19°	17°

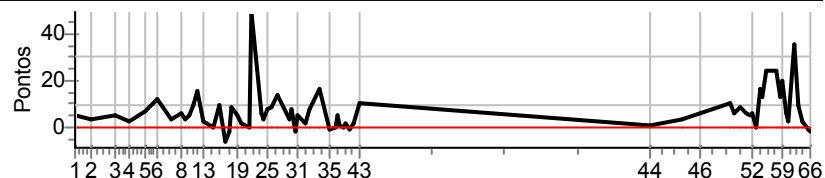
Num	113	Pen	0	PCZ	4	Total PP	369	Col. Final	17°
-----	-----	-----	---	-----	---	----------	-----	------------	-----



Performance Individual

PC	Tp	Trc	DistPC	Ideal	Passagem	Pen	Erro	Pontos	NoPC	AtePC
N	115	115 / Eduardo Szabunia Neto / Wilson Reichwald								
u		Cat / NL / Largada GRADUADO / 40 / 08:40:00								
m	18°	Rio Negrinho TROLLER T4								
PC	Tp	Trc	DistPC	Ideal	Passagem	Pen	Erro	Pontos	NoPC	AtePC
1	Tmp	4	11.209	13:50:53.32	13:50:53.86	0	0.5s	+5	25°	25°
2	Tmp	7	12.631	13:53:10.84	13:53:11.26	0	0.4s	+4	24°	25°
3	Tmp	11	14.756	13:56:51.41	13:56:51.94	0	0.5s	+5	12°	25°
4	Tmp	12	16.190	13:59:06.38	13:59:06.71	0	0.3s	+3	12°	23°
5	Tmp	15	17.631	14:01:32.12	14:01:32.85	0	0.7s	+7	10°	18°
6	Tmp	18	19.050	14:03:33.29	14:03:34.51	0	1.2s	+12	21°	19°
7	Tmp	18	20.378	14:05:35.88	14:05:36.25	0	0.4s	+4	24°	20°
8	Tmp	20	0.578	14:06:56.49	14:06:57.08	0	0.6s	+6	14°	19°
9	Tmp	22	0.868	14:07:33.41	14:07:33.76	0	0.4s	+4	20°	19°
10	Tmp	25	1.220	14:08:24.26	14:08:24.74	0	0.5s	+5	15°	19°
11	Tmp	27	1.431	14:08:51.67	14:08:52.66	0	1.0s	+10	25°	20°
12	Tmp	29	1.732	14:09:28.81	14:09:30.45	0	1.6s	+16	26°	21°
13	Tmp	33	2.138	14:10:24.94	14:10:25.27	0	0.3s	+3	16°	22°
14	Tmp	37	2.987	14:11:55.14	14:11:55.14	0	0.0s	0	1°	19°
15	Tmp	40	3.330	14:12:53.25	14:12:54.27	0	1.0s	+10	19°	19°
16	Tmp	44	3.768	14:13:51.72	14:13:51.08	0	0.6s	-6	16°	19°
17	Tmp	45	4.011	14:14:23.92	14:14:23.72	0	0.2s	-2	12°	18°
18	Tmp	46	4.293	14:14:48.58	14:14:49.51	0	0.9s	+9	26°	20°
19	Tmp	52	4.676	14:15:43.64	14:15:44.18	0	0.5s	+5	12°	19°
20	Tmp	54	5.014	14:16:21.55	14:16:21.76	0	0.2s	+2	9°	20°
21	Tmp	57	5.380	14:17:20.16	14:17:20.19	0	0.0s	0	1°	16°
22	Tmp	59	5.584	14:17:43.83	14:17:48.86	0	5.0s	[+50]	26°	16°
23	Tmp	63	6.272	14:19:11.23	14:19:11.86	0	0.6s	+6	17°	17°
24	Tmp	64	6.513	14:19:32.75	14:19:33.10	0	0.4s	+4	18°	16°
25	Tmp	69	6.777	14:20:15.65	14:20:16.43	0	0.8s	+8	23°	18°
26	Tmp	71	7.116	14:20:49.58	14:20:50.52	0	0.9s	+9	14°	19°
27	Tmp	76	7.607	14:21:50.64	14:21:52.05	0	1.4s	+14	22°	18°
28	Tmp	79	8.175	14:23:30.01	14:23:30.41	0	0.4s	+4	18°	18°
29	Tmp	81	8.470	14:23:59.47	14:24:00.23	0	0.8s	+8	13°	18°
30	Tmp	83	8.748	14:24:30.10	14:24:29.94	0	0.2s	-2	10°	16°
31	Tmp	85	8.924	14:24:48.24	14:24:48.69	0	0.5s	+5	23°	18°
32	Tmp	88	9.250	14:25:51.98	14:25:52.21	0	0.2s	+2	13°	18°
33	Tmp	90	9.588	14:26:43.98	14:26:44.79	0	0.8s	+8	12°	18°
34	Tmp	94	10.163	14:28:13.57	14:28:15.31	0	1.7s	[+17]	14°	16°
35	Tmp	99	10.640	14:29:33.29	14:29:33.19	0	0.1s	-1	3°	16°
36	Tmp	102	11.004	14:30:39.29	14:30:39.25	0	0.0s	0	2°	15°
37	Tmp	104	11.145	14:31:01.42	14:31:01.95	0	0.5s	+5	6°	13°
38	Tmp	105	11.295	14:31:19.11	14:31:19.17	0	0.1s	+1	3°	12°
39	Tmp	107	11.497	14:31:39.96	14:31:39.99	0	0.0s	0	3°	11°
40	Tmp	109	11.855	14:32:13.26	14:32:13.44	0	0.2s	+2	14°	11°
41	Tmp	110	12.079	14:32:36.03	14:32:35.95	0	0.1s	-1	9°	11°
42	Tmp	112	12.374	14:33:11.20	14:33:11.35	0	0.2s	+2	16°	11°
43	Tmp	114	12.922	14:34:21.55	14:34:22.68	0	1.1s	+11	25°	11°
44	Tmp	124	1.791	15:18:27.57	15:18:27.70	0	0.1s	+1	10°	11°
45	Tmp	129	4.728	15:23:30.88	15:23:31.26	0	0.4s	+4	20°	11°
46	Tmp	133	6.318	15:26:05.39	15:26:05.99	0	0.6s	+6	21°	11°
47	Tmp	138	0.396	15:30:51.80	15:30:52.93	0	1.1s	+11	21°	11°
48	Tmp	139	0.641	15:31:24.06	15:31:24.68	0	0.6s	+6	20°	12°
49	Tmp	142	1.113	15:32:07.06	15:32:07.94	0	0.9s	+9	20°	13°
50	Tmp	144	1.712	15:33:10.05	15:33:10.62	0	0.6s	+6	16°	13°
51	Tmp	146	2.013	15:33:47.50	15:33:47.98	0	0.5s	+5	20°	14°
52	Tmp	147	2.215	15:34:11.74	15:34:12.38	0	0.6s	+6	25°	14°
53	Tmp	149	2.498	15:34:44.25	15:34:44.29	0	0.0s	0	5°	13°
54	Tmp	151	2.742	15:35:10.83	15:35:12.57	0	1.7s	+17	23°	15°
55	Tmp	153	2.945	15:35:30.11	15:35:31.43	0	1.3s	+13	23°	16°
56	Tmp	157	3.333	15:36:14.55	15:36:17.07	0	2.5s	[+25]	27°	17°
57	Tmp	162	4.086	15:37:39.74	15:37:42.23	0	2.5s	[+25]	26°	17°

PC	Tp	Trc	DistPC	Ideal	Passagem	Pen	Erro	Pontos	NoPC	AtePC
58	Tmp	164	4.357	15:38:13.06	15:38:14.38	0	1.3s	+13	25°	16°
59	Tmp	167	4.647	15:38:49.23	15:38:51.25	0	2.0s	[+20]	14°	16°
60	Tmp	169	4.926	15:39:13.95	15:39:14.51	0	0.6s	+6	20°	16°
61	Tmp	170	5.116	15:39:32.99	15:39:33.32	0	0.3s	+3	12°	16°
62	Tmp	171	5.558	15:40:24.81	15:40:28.37	0	3.6s	+36	22°	18°
63	Tmp	174	5.925	15:40:59.85	15:41:00.85	0	1.0s	+10	23°	18°
64	Tmp	176	6.374	15:41:46.56	15:41:46.85	0	0.3s	+3	14°	18°
65	Tmp	179	6.729	15:42:32.40	15:42:32.30	0	0.1s	-1	7°	18°
66	Tmp	181	7.027	15:42:56.92	15:42:56.71	0	0.2s	-2	14°	18°
Num	115	Pen	0	PCZ	5	Total PP	369	Col. Final	18°	

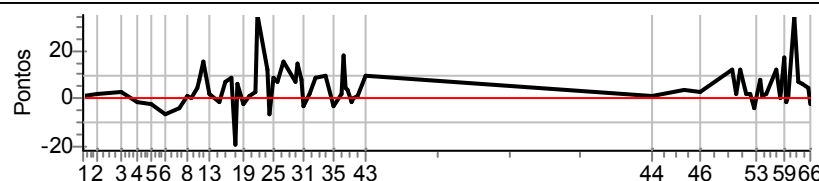


Performance Individual

PC	Tp	Trc	DistPC	Ideal	Passagem	Pen	Erro	Pontos	NoPC	AtePC
N	116	116 / Alexandre Oliveira Breckenfeld / Armando Boas Dias Cabral								
u	10°	Cat / NL / Largada GRADUADO / 45 / 08:45:00								
m	10°	Brasilia TOYOTA HILUX								
PC	Tp	Trc	DistPC	Ideal	Passagem	Pen	Erro	Pontos	NoPC	AtePC
1	Tmp	4	11.209	13:55:53.32	13:55:53.45	0	0.1s	+1	6°	6°
2	Tmp	7	12.631	13:58:10.84	13:58:11.07	0	0.2s	+2	15°	14°
3	Tmp	11	14.756	14:01:51.41	14:01:51.66	0	0.3s	+3	5°	11°
4	Tmp	12	16.190	14:04:06.38	14:04:06.32	0	0.1s	-1	5°	7°
5	Tmp	15	17.631	14:06:32.12	14:06:31.90	0	0.2s	-2	1°	3°
6	Tmp	18	19.050	14:08:33.29	14:08:32.71	0	0.6s	-6	10°	3°
7	Tmp	18	20.378	14:10:35.88	14:10:35.46	0	0.4s	-4	23°	4°
8	Tmp	20	0.578	14:11:56.49	14:11:56.62	0	0.1s	+1	3°	2°
9	Tmp	22	0.868	14:12:33.41	14:12:33.39	0	0.0s	0	3°	2°
10	Tmp	25	1.220	14:13:24.26	14:13:24.71	0	0.5s	+5	12°	3°
11	Tmp	27	1.431	14:13:51.67	14:13:52.50	0	0.8s	+8	19°	2°
12	Tmp	29	1.732	14:14:28.81	14:14:30.42	0	1.6s	[+16]	25°	4°
13	Tmp	33	2.138	14:15:24.94	14:15:25.17	0	0.2s	+2	13°	4°
14	Tmp	37	2.987	14:16:55.14	14:16:55.03	0	0.1s	-1	5°	3°
15	Tmp	40	3.330	14:17:53.25	14:17:53.99	0	0.7s	+7	15°	4°
16	Tmp	44	3.768	14:18:51.72	14:18:52.65	0	0.9s	+9	20°	5°
17	Tmp	45	4.011	14:19:23.92	14:19:22.01	0	1.9s	[-19]	28°	10°
18	Tmp	46	4.293	14:19:48.58	14:19:49.18	0	0.6s	+6	19°	10°
19	Tmp	52	4.676	14:20:43.64	14:20:43.45	0	0.2s	-2	8°	8°
20	Tmp	54	5.014	14:21:21.55	14:21:21.61	0	0.1s	+1	5°	6°
21	Tmp	57	5.380	14:22:20.16	14:22:20.50	0	0.3s	+3	7°	4°
22	Tmp	59	5.584	14:22:43.83	14:22:47.33	0	3.5s	[+35]	21°	8°
23	Tmp	63	6.272	14:24:11.23	14:24:12.39	0	1.2s	+12	25°	11°
24	Tmp	64	6.513	14:24:32.75	14:24:32.16	0	0.6s	-6	21°	12°
25	Tmp	69	6.777	14:25:15.65	14:25:16.56	0	0.9s	+9	24°	13°
26	Tmp	71	7.116	14:25:49.58	14:25:50.26	0	0.7s	+7	9°	13°
27	Tmp	76	7.607	14:26:50.64	14:26:52.21	0	1.6s	+16	24°	15°
28	Tmp	79	8.175	14:28:30.01	14:28:30.66	0	0.7s	+7	26°	16°
29	Tmp	81	8.470	14:28:59.47	14:29:01.00	0	1.5s	+15	25°	16°
30	Tmp	83	8.748	14:29:30.10	14:29:30.91	0	0.8s	+8	24°	17°
31	Tmp	85	8.924	14:29:48.24	14:29:47.95	0	0.3s	-3	19°	17°
32	Tmp	88	9.250	14:30:51.98	14:30:52.15	0	0.2s	+2	11°	16°
33	Tmp	90	9.588	14:31:43.98	14:31:44.87	0	0.9s	+9	15°	17°
34	Tmp	94	10.163	14:33:13.57	14:33:14.59	0	1.0s	+10	1°	15°
35	Tmp	99	10.640	14:34:33.29	14:34:32.97	0	0.3s	-3	16°	15°
36	Tmp	102	11.004	14:35:39.29	14:35:39.46	0	0.2s	+2	7°	14°
37	Tmp	104	11.145	14:36:01.42	14:36:03.20	0	1.8s	[+18]	19°	15°
38	Tmp	105	11.295	14:36:19.11	14:36:19.64	0	0.5s	+5	15°	16°
39	Tmp	107	11.497	14:36:39.96	14:36:40.38	0	0.4s	+4	20°	16°
40	Tmp	109	11.855	14:37:13.26	14:37:13.21	0	0.1s	-1	6°	16°
41	Tmp	110	12.079	14:37:36.03	14:37:36.05	0	0.0s	0	2°	16°
42	Tmp	112	12.374	14:38:11.20	14:38:11.31	0	0.1s	+1	9°	14°
43	Tmp	114	12.922	14:39:21.55	14:39:22.50	0	1.0s	+10	24°	15°
44	Tmp	124	1.791	15:23:27.57	15:23:27.65	0	0.1s	+1	8°	13°
45	Tmp	129	4.728	15:28:30.88	15:28:31.30	0	0.4s	+4	19°	14°
46	Tmp	133	6.318	15:31:05.39	15:31:05.73	0	0.3s	+3	11°	14°
47	Tmp	138	0.396	15:35:51.80	15:35:52.97	0	1.2s	+12	22°	16°
48	Tmp	139	0.641	15:36:24.06	15:36:24.29	0	0.2s	+2	11°	16°
49	Tmp	142	1.113	15:37:07.06	15:37:08.24	0	1.2s	+12	22°	16°
50	Tmp	144	1.712	15:38:10.05	15:38:10.22	0	0.2s	+2	9°	16°
51	Tmp	146	2.013	15:38:47.50	15:38:47.67	0	0.2s	+2	10°	15°
52	Tmp	147	2.215	15:39:11.74	15:39:11.35	0	0.4s	-4	18°	15°
53	Tmp	149	2.498	15:39:44.25	15:39:44.28	0	0.0s	0	2°	14°
54	Tmp	151	2.742	15:40:10.83	15:40:11.65	0	0.8s	+8	4°	14°
55	Tmp	153	2.945	15:40:30.11	15:40:30.23	0	0.1s	+1	2°	11°
56	Tmp	157	3.333	15:41:14.55	15:41:14.77	0	0.2s	+2	6°	11°
57	Tmp	162	4.086	15:42:39.74	15:42:40.89	0	1.2s	+12	12°	12°

PC	Tp	Trc	DistPC	Ideal	Passagem	Pen	Erro	Pontos	NoPC	AtePC
58	Tmp	164	4.357	15:43:13.06	15:43:13.08	0	0.0s	0	1°	11°
59	Tmp	167	4.647	15:43:49.23	15:43:50.92	0	1.7s	[+17]	8°	11°
60	Tmp	169	4.926	15:44:13.95	15:44:13.85	0	0.1s	-1	5°	11°
61	Tmp	170	5.116	15:44:32.99	15:44:33.04	0	0.1s	+1	4°	10°
62	Tmp	171	5.558	15:45:24.81	15:45:28.22	0	3.4s	+34	16°	10°
63	Tmp	174	5.925	15:45:59.85	15:46:00.52	0	0.7s	+7	19°	10°
64	Tmp	176	6.374	15:46:46.56	15:46:47.16	0	0.6s	+6	19°	10°
65	Tmp	179	6.729	15:47:32.40	15:47:32.90	0	0.5s	+5	17°	10°
66	Tmp	181	7.027	15:47:56.92	15:47:56.76	0	0.2s	-2	12°	10°

Num	116	Pen	0	PCZ	4	Total PP	315	Col. Final	10°
-----	-----	-----	---	-----	---	----------	-----	------------	-----

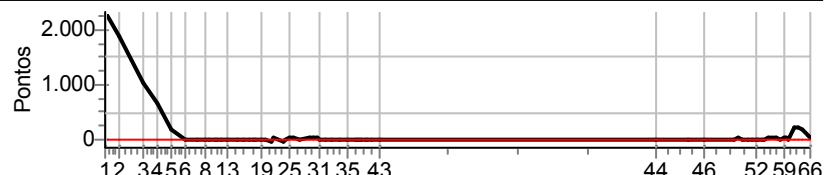


Performance Individual

PC	Tp	Trc	DistPC	Ideal	Passagem	Pen	Erro	Pontos	NoPC	AtePC
N	117	117 / Francisco Busch Magno / Sergio Ricardo Franco Vieira								
u		Cat / NL / Largada GRADUADO / 55 / 08:55:00								
m	28°	Brasilia TROLLER T4								
PC	Tp	Trc	DistPC	Ideal	Passagem	Pen	Erro	Pontos	NoPC	AtePC
1	Tmp	4	11.209	14:05:53.32	14:09:48.53	0	3m55s	[+2352]	28°	28°
2	Tmp	7	12.631	14:08:10.84	14:11:22.17	0	3m11s	+1913	28°	28°
3	Tmp	11	14.756	14:11:51.41	14:13:37.02	0	1m45s	+1056	28°	28°
4	Tmp	12	16.190	14:14:06.38	14:15:11.77	0	1m05s	+654	28°	28°
5	Tmp	15	17.631	14:16:32.12	14:16:51.76	0	19.6s	+196	28°	28°
6	Tmp	18	19.050	14:18:33.29	14:18:33.52	0	0.2s	+2	2°	28°
7	Tmp	18	20.378	14:20:35.88	14:20:35.74	0	0.1s	-1	5°	28°
8	Tmp	20	0.578	14:21:56.49	14:21:55.05	0	1.4s	-14	24°	28°
9	Tmp	22	0.868	14:22:33.41	14:22:32.89	0	0.5s	-5	21°	28°
10	Tmp	25	1.220	14:23:24.26	14:23:25.55	0	1.3s	+13	27°	28°
11	Tmp	27	1.431	14:23:51.67	14:23:51.73	0	0.1s	+1	2°	28°
12	Tmp	29	1.732	14:24:28.81	14:24:29.51	0	0.7s	+7	11°	28°
13	Tmp	33	2.138	14:25:24.94	14:25:26.23	0	1.3s	+13	28°	28°
14	Tmp	37	2.987	14:26:55.14	14:26:55.88	0	0.7s	+7	19°	28°
15	Tmp	40	3.330	14:27:53.25	14:27:52.29	0	1.0s	-10	18°	28°
16	Tmp	44	3.768	14:28:51.72	14:28:49.85	0	1.9s	-19	27°	28°
17	Tmp	45	4.011	14:29:23.92	14:29:23.75	0	0.2s	-2	8°	28°
18	Tmp	46	4.293	14:29:48.58	14:29:47.88	0	0.7s	-7	21°	28°
19	Tmp	52	4.676	14:30:43.64	14:30:45.03	0	1.4s	+14	23°	28°
20	Tmp	54	5.014	14:31:21.55	14:31:22.39	0	0.8s	+8	23°	28°
21	Tmp	57	5.380	14:32:20.16	14:32:15.97	0	4.2s	-42	28°	28°
22	Tmp	59	5.584	14:32:43.83	14:32:45.98	0	2.2s	+22	7°	28°
23	Tmp	63	6.272	14:34:11.23	14:34:08.87	0	2.4s	[-24]	28°	28°
24	Tmp	64	6.513	14:34:32.75	14:34:32.80	0	0.1s	+1	6°	28°
25	Tmp	69	6.777	14:35:15.65	14:35:18.16	0	2.5s	[+25]	28°	28°
26	Tmp	71	7.116	14:35:49.58	14:35:51.34	0	1.8s	+18	28°	28°
27	Tmp	76	7.607	14:36:50.64	14:36:50.58	0	0.1s	-1	2°	28°
28	Tmp	79	8.175	14:38:30.01	14:38:34.79	0	4.8s	+48	28°	28°
29	Tmp	81	8.470	14:38:59.47	14:39:04.31	0	4.8s	+48	28°	28°
30	Tmp	83	8.748	14:39:30.10	14:39:33.55	0	3.5s	+35	28°	28°
31	Tmp	85	8.924	14:39:48.24	14:39:49.62	0	1.4s	+14	28°	28°
32	Tmp	88	9.250	14:40:51.98	14:40:52.43	0	0.5s	+5	20°	28°
33	Tmp	90	9.588	14:41:43.98	14:41:45.31	0	1.3s	+13	22°	28°
34	Tmp	94	10.163	14:43:13.57	14:43:14.99	0	1.4s	+14	7°	28°
35	Tmp	99	10.640	14:44:33.29	14:44:33.49	0	0.2s	+2	8°	28°
36	Tmp	102	11.004	14:45:39.29	14:45:38.48	0	0.8s	-8	21°	28°
37	Tmp	104	11.145	14:46:01.42	14:46:02.74	0	1.3s	+13	16°	28°
38	Tmp	105	11.295	14:46:19.11	14:46:19.43	0	0.3s	+3	10°	28°
39	Tmp	107	11.497	14:46:39.96	14:46:40.86	0	0.9s	+9	27°	28°
40	Tmp	109	11.855	14:47:13.26	14:47:13.94	0	0.7s	+7	27°	28°
41	Tmp	110	12.079	14:47:36.03	14:47:34.97	0	1.1s	-11	28°	28°
42	Tmp	112	12.374	14:48:11.20	14:48:11.09	0	0.1s	-1	7°	28°
43	Tmp	114	12.922	14:49:21.55	14:49:20.76	0	0.8s	-8	20°	28°
44	Tmp	124	1.791	15:33:27.57	15:33:27.83	0	0.3s	+3	20°	28°
45	Tmp	129	4.728	15:38:30.88	15:38:30.24	0	0.6s	-6	23°	28°
46	Tmp	133	6.318	15:41:05.39	15:41:04.83	0	0.6s	-6	19°	28°
47	Tmp	138	0.396	15:45:51.80	15:45:53.19	0	1.4s	+14	24°	28°
48	Tmp	139	0.641	15:46:24.06	15:46:26.05	0	2.0s	+20	28°	28°
49	Tmp	142	1.113	15:47:07.06	15:47:08.45	0	1.4s	+14	25°	28°
50	Tmp	144	1.712	15:48:10.05	15:48:10.91	0	0.9s	+9	23°	28°
51	Tmp	146	2.013	15:48:47.50	15:48:46.06	0	1.4s	-14	27°	28°
52	Tmp	147	2.215	15:49:11.74	15:49:09.48	0	2.3s	[-23]	28°	28°
53	Tmp	149	2.498	15:49:44.25	15:49:44.71	0	0.5s	+5	25°	28°
54	Tmp	151	2.742	15:50:10.83	15:50:11.10	0	0.3s	+3	1°	28°
55	Tmp	153	2.945	15:50:30.11	15:50:31.19	0	1.1s	+11	17°	28°
56	Tmp	157	3.333	15:51:14.55	15:51:17.99	0	3.4s	+34	28°	28°
57	Tmp	162	4.086	15:52:39.74	15:52:42.25	0	2.5s	[+25]	25°	28°

PC	Tp	Trc	DistPC	Ideal	Passagem	Pen	Erro	Pontos	NoPC	AtePC
58	Tmp	164	4.357	15:53:13.06	15:53:12.24	0	0.8s	-8	20°	28°
59	Tmp	167	4.647	15:53:49.23	15:53:52.95	0	3.7s	+37	22°	28°
60	Tmp	169	4.926	15:54:13.95	15:54:17.74	0	3.8s	+38	27°	28°
61	Tmp	170	5.116	15:54:32.99	15:54:33.62	0	0.6s	+6	17°	28°
62	Tmp	171	5.558	15:55:24.81	15:55:47.70	0	22.9s	+229	28°	28°
63	Tmp	174	5.925	15:55:59.85	15:56:23.68	0	23.8s	+238	28°	28°
64	Tmp	176	6.374	15:56:46.56	15:57:04.47	0	17.9s	+179	28°	28°
65	Tmp	179	6.729	15:57:32.40	15:57:37.79	0	5.4s	+54	28°	28°
66	Tmp	181	7.027	15:57:56.92	15:57:58.46	0	1.5s	+15	28°	28°

Num	117	Pen	0	PCZ	0	Total PP	5208	Col. Final	28°
-----	-----	-----	---	-----	---	----------	------	------------	-----

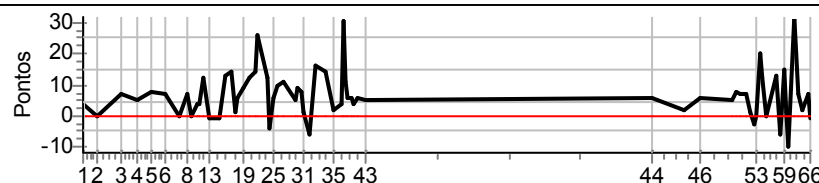


Performance Individual

PC	Tp	Trc	DistPC	Ideal	Passagem	Pen	Erro	Pontos	NoPC	AtePC
N	118	118 / Juarez Jose Veloso Lacerda / Paulo Roberto de Oliveira								
u		Cat / NL / Largada GRADUADO / 53 / 08:53:00								
m	21°	Florianopolis TROLLER								
PC	Tp	Trc	DistPC	Ideal	Passagem	Pen	Erro	Pontos	NoPC	AtePC
1	Tmp	4	11.209	14:03:53.32	14:03:53.73	0	0.4s	+4	20°	20°
2	Tmp	7	12.631	14:06:10.84	14:06:10.84	0	0.0s	0	2°	9°
3	Tmp	11	14.756	14:09:51.41	14:09:52.15	0	0.7s	+7	17°	18°
4	Tmp	12	16.190	14:12:06.38	14:12:06.84	0	0.5s	+5	15°	18°
5	Tmp	15	17.631	14:14:32.12	14:14:32.95	0	0.8s	+8	12°	16°
6	Tmp	18	19.050	14:16:33.29	14:16:34.02	0	0.7s	+7	12°	16°
7	Tmp	18	20.378	14:18:35.88	14:18:35.91	0	0.0s	0	1°	14°
8	Tmp	20	0.578	14:19:56.49	14:19:57.18	0	0.7s	+7	17°	15°
9	Tmp	22	0.868	14:20:33.41	14:20:33.39	0	0.0s	0	1°	14°
10	Tmp	25	1.220	14:21:24.26	14:21:24.70	0	0.4s	+4	9°	14°
11	Tmp	27	1.431	14:21:51.67	14:21:52.05	0	0.4s	+4	8°	13°
12	Tmp	29	1.732	14:22:28.81	14:22:30.04	0	1.2s	+12	19°	13°
13	Tmp	33	2.138	14:23:24.94	14:23:24.83	0	0.1s	-1	3°	13°
14	Tmp	37	2.987	14:24:55.14	14:24:55.05	0	0.1s	-1	3°	10°
15	Tmp	40	3.330	14:25:53.25	14:25:54.52	0	1.3s	+13	20°	12°
16	Tmp	44	3.768	14:26:51.72	14:26:53.12	0	1.4s	+14	26°	16°
17	Tmp	45	4.011	14:27:23.92	14:27:24.01	0	0.1s	+1	1°	13°
18	Tmp	46	4.293	14:27:48.58	14:27:49.19	0	0.6s	+6	18°	15°
19	Tmp	52	4.676	14:28:43.64	14:28:44.55	0	0.9s	+9	20°	16°
20	Tmp	54	5.014	14:29:21.55	14:29:22.71	0	1.2s	+12	25°	18°
21	Tmp	57	5.380	14:30:20.16	14:30:21.59	0	1.4s	+14	23°	21°
22	Tmp	59	5.584	14:30:43.83	14:30:46.43	0	2.6s	[+26]	13°	21°
23	Tmp	63	6.272	14:32:11.23	14:32:12.44	0	1.2s	+12	24°	21°
24	Tmp	64	6.513	14:32:32.75	14:32:32.34	0	0.4s	-4	16°	21°
25	Tmp	69	6.777	14:33:15.65	14:33:16.24	0	0.6s	+6	14°	21°
26	Tmp	71	7.116	14:33:49.58	14:33:50.58	0	1.0s	+10	16°	21°
27	Tmp	76	7.607	14:34:50.64	14:34:51.76	0	1.1s	+11	12°	21°
28	Tmp	79	8.175	14:36:30.01	14:36:30.54	0	0.5s	+5	19°	21°
29	Tmp	81	8.470	14:36:59.47	14:37:00.34	0	0.9s	+9	14°	21°
30	Tmp	83	8.748	14:37:30.10	14:37:30.91	0	0.8s	+8	23°	21°
31	Tmp	85	8.924	14:37:48.24	14:37:48.29	0	0.1s	+1	5°	21°
32	Tmp	88	9.250	14:38:51.98	14:38:51.34	0	0.6s	-6	23°	20°
33	Tmp	90	9.588	14:39:43.98	14:39:45.62	0	1.6s	[+16]	26°	21°
34	Tmp	94	10.163	14:41:13.57	14:41:14.96	0	1.4s	+14	8°	21°
35	Tmp	99	10.640	14:42:33.29	14:42:33.53	0	0.2s	+2	9°	21°
36	Tmp	102	11.004	14:43:39.29	14:43:39.66	0	0.4s	+4	17°	21°
37	Tmp	104	11.145	14:44:01.42	14:44:04.52	0	3.1s	+31	26°	20°
38	Tmp	105	11.295	14:44:19.11	14:44:20.24	0	1.1s	+11	24°	20°
39	Tmp	107	11.497	14:44:39.96	14:44:40.56	0	0.6s	+6	23°	20°
40	Tmp	109	11.855	14:45:13.26	14:45:13.89	0	0.6s	+6	25°	20°
41	Tmp	110	12.079	14:45:36.03	14:45:36.47	0	0.4s	+4	22°	20°
42	Tmp	112	12.374	14:46:11.20	14:46:11.80	0	0.6s	+6	26°	20°
43	Tmp	114	12.922	14:47:21.55	14:47:22.03	0	0.5s	+5	11°	20°
44	Tmp	124	1.791	15:31:27.57	15:31:28.19	0	0.6s	+6	26°	21°
45	Tmp	129	4.728	15:36:30.88	15:36:31.11	0	0.2s	+2	12°	21°
46	Tmp	133	6.318	15:39:05.39	15:39:05.98	0	0.6s	+6	20°	21°
47	Tmp	138	0.396	15:43:51.80	15:43:52.33	0	0.5s	+5	13°	20°
48	Tmp	139	0.641	15:44:24.06	15:44:24.83	0	0.8s	+8	24°	22°
49	Tmp	142	1.113	15:45:07.06	15:45:07.73	0	0.7s	+7	15°	22°
50	Tmp	144	1.712	15:46:10.05	15:46:10.76	0	0.7s	+7	18°	21°
51	Tmp	146	2.013	15:46:47.50	15:46:47.60	0	0.1s	+1	3°	21°
52	Tmp	147	2.215	15:47:11.74	15:47:11.49	0	0.3s	-3	13°	21°
53	Tmp	149	2.498	15:47:44.25	15:47:44.22	0	0.0s	0	1°	21°
54	Tmp	151	2.742	15:48:10.83	15:48:12.83	0	2.0s	[+20]	26°	21°
55	Tmp	153	2.945	15:48:30.11	15:48:31.32	0	1.2s	+12	21°	21°
56	Tmp	157	3.333	15:49:14.55	15:49:14.51	0	0.0s	0	1°	20°
57	Tmp	162	4.086	15:50:39.74	15:50:40.99	0	1.3s	+13	17°	21°

PC	Tp	Trc	DistPC	Ideal	Passagem	Pen	Erro	Pontos	NoPC	AtePC
58	Tmp	164	4.357	15:51:13.06	15:51:12.43	0	0.6s	-6	18°	21°
59	Tmp	167	4.647	15:51:49.23	15:51:50.72	0	1.5s	[+15]	7°	20°
60	Tmp	169	4.926	15:52:13.95	15:52:14.09	0	0.1s	+1	3°	20°
61	Tmp	170	5.116	15:52:32.99	15:52:31.98	0	1.0s	-10	25°	19°
62	Tmp	171	5.558	15:53:24.81	15:53:27.98	0	3.2s	[+32]	12°	21°
63	Tmp	174	5.925	15:53:59.85	15:54:00.58	0	0.7s	+7	18°	21°
64	Tmp	176	6.374	15:54:46.56	15:54:46.77	0	0.2s	+2	10°	21°
65	Tmp	179	6.729	15:55:32.40	15:55:33.10	0	0.7s	+7	22°	21°
66	Tmp	181	7.027	15:55:56.92	15:55:56.86	0	0.1s	-1	6°	21°

Num	118	Pen	0	PCZ	5	Total PP	394	Col. Final	21°
-----	-----	-----	---	-----	---	----------	-----	------------	-----

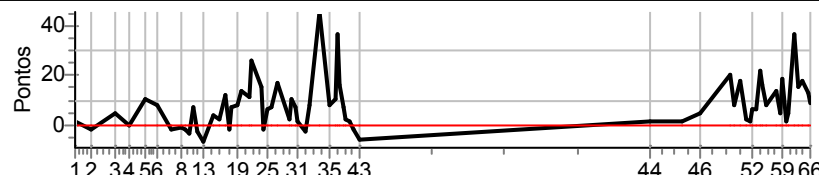


Performance Individual

PC	Tp	Trc	DistPC	Ideal	Passagem	Pen	Erro	Pontos	NoPC	AtePC
N	119	119 / Milton Roberto Dresch / Cezar Moehleck dos Santos								
u	24°	Cat / NL / Largada GRADUADO / 51 / 08:51:00								
m		Estrela TROLLER								
PC	Tp	Trc	DistPC	Ideal	Passagem	Pen	Erro	Pontos	NoPC	AtePC
1	Tmp	4	11.209	14:01:53.32	14:01:53.40	0	0.1s	+1	4°	4°
2	Tmp	7	12.631	14:04:10.84	14:04:10.67	0	0.2s	-2	13°	13°
3	Tmp	11	14.756	14:07:51.41	14:07:51.90	0	0.5s	+5	10°	12°
4	Tmp	12	16.190	14:10:06.38	14:10:06.40	0	0.0s	0	1°	3°
5	Tmp	15	17.631	14:12:32.12	14:12:33.16	0	1.0s	+10	19°	8°
6	Tmp	18	19.050	14:14:33.29	14:14:34.05	0	0.8s	+8	15°	9°
7	Tmp	18	20.378	14:16:35.88	14:16:35.67	0	0.2s	-2	15°	11°
8	Tmp	20	0.578	14:17:56.49	14:17:56.38	0	0.1s	-1	2°	7°
9	Tmp	22	0.868	14:18:33.41	14:18:33.20	0	0.2s	-2	12°	6°
10	Tmp	25	1.220	14:19:24.26	14:19:23.87	0	0.4s	-4	10°	7°
11	Tmp	27	1.431	14:19:51.67	14:19:52.40	0	0.7s	+7	17°	8°
12	Tmp	29	1.732	14:20:28.81	14:20:28.53	0	0.3s	-3	6°	7°
13	Tmp	33	2.138	14:21:24.94	14:21:24.26	0	0.7s	-7	26°	9°
14	Tmp	37	2.987	14:22:55.14	14:22:55.51	0	0.4s	+4	15°	9°
15	Tmp	40	3.330	14:23:53.25	14:23:53.49	0	0.2s	+2	4°	6°
16	Tmp	44	3.768	14:24:51.72	14:24:52.96	0	1.2s	+12	23°	8°
17	Tmp	45	4.011	14:25:23.92	14:25:23.77	0	0.2s	-2	9°	7°
18	Tmp	46	4.293	14:25:48.58	14:25:49.32	0	0.7s	+7	23°	8°
19	Tmp	52	4.676	14:26:43.64	14:26:44.44	0	0.8s	+8	18°	11°
20	Tmp	54	5.014	14:27:21.55	14:27:22.95	0	1.4s	+14	26°	13°
21	Tmp	57	5.380	14:28:20.16	14:28:21.23	0	1.1s	+11	20°	14°
22	Tmp	59	5.584	14:28:43.83	14:28:46.44	0	2.6s	[+26]	14°	14°
23	Tmp	63	6.272	14:30:11.23	14:30:12.74	0	1.5s	+15	26°	19°
24	Tmp	64	6.513	14:30:32.75	14:30:32.57	0	0.2s	-2	8°	18°
25	Tmp	69	6.777	14:31:15.65	14:31:16.25	0	0.6s	+6	15°	17°
26	Tmp	71	7.116	14:31:49.58	14:31:50.28	0	0.7s	+7	8°	18°
27	Tmp	76	7.607	14:32:50.64	14:32:52.38	0	1.7s	+17	25°	17°
28	Tmp	79	8.175	14:34:30.01	14:34:30.20	0	0.2s	+2	10°	17°
29	Tmp	81	8.470	14:34:59.47	14:35:00.48	0	1.0s	+10	20°	17°
30	Tmp	83	8.748	14:35:30.10	14:35:30.84	0	0.7s	+7	22°	18°
31	Tmp	85	8.924	14:35:48.24	14:35:48.37	0	0.1s	+1	6°	16°
32	Tmp	88	9.250	14:36:51.98	14:36:51.64	0	0.3s	-3	17°	17°
33	Tmp	90	9.588	14:37:43.98	14:37:44.78	0	0.8s	+8	10°	16°
34	Tmp	94	10.163	14:39:13.57	14:39:18.16	0	4.6s	[+46]	26°	17°
35	Tmp	99	10.640	14:40:33.29	14:40:34.04	0	0.8s	+8	24°	17°
36	Tmp	102	11.004	14:41:39.29	14:41:40.32	0	1.0s	+10	23°	18°
37	Tmp	104	11.145	14:42:01.42	14:42:05.14	0	3.7s	+37	28°	21°
38	Tmp	105	11.295	14:42:19.11	14:42:20.73	0	1.6s	+16	28°	21°
39	Tmp	107	11.497	14:42:39.96	14:42:40.68	0	0.7s	+7	24°	21°
40	Tmp	109	11.855	14:43:13.26	14:43:13.44	0	0.2s	+2	10°	21°
41	Tmp	110	12.079	14:43:36.03	14:43:36.13	0	0.1s	+1	6°	21°
42	Tmp	112	12.374	14:44:11.20	14:44:11.05	0	0.2s	-2	14°	21°
43	Tmp	114	12.922	14:45:21.55	14:45:21.00	0	0.6s	-6	14°	21°
44	Tmp	124	1.791	15:29:27.57	15:29:27.66	0	0.1s	+1	6°	20°
45	Tmp	129	4.728	15:34:30.88	15:34:30.94	0	0.1s	+1	4°	20°
46	Tmp	133	6.318	15:37:05.39	15:37:05.93	0	0.5s	+5	17°	20°
47	Tmp	138	0.396	15:41:51.80	15:41:53.80	0	2.0s	[+20]	27°	23°
48	Tmp	139	0.641	15:42:24.06	15:42:24.90	0	0.8s	+8	25°	23°
49	Tmp	142	1.113	15:43:07.06	15:43:08.84	0	1.8s	+18	27°	23°
50	Tmp	144	1.712	15:44:10.05	15:44:10.24	0	0.2s	+2	8°	23°
51	Tmp	146	2.013	15:44:47.50	15:44:47.63	0	0.1s	+1	5°	23°
52	Tmp	147	2.215	15:45:11.74	15:45:12.38	0	0.6s	+6	23°	23°
53	Tmp	149	2.498	15:45:44.25	15:45:44.83	0	0.6s	+6	26°	23°
54	Tmp	151	2.742	15:46:10.83	15:46:13.07	0	2.2s	[+22]	28°	24°
55	Tmp	153	2.945	15:46:30.11	15:46:31.71	0	1.6s	+16	26°	24°
56	Tmp	157	3.333	15:47:14.55	15:47:15.36	0	0.8s	+8	18°	24°
57	Tmp	162	4.086	15:48:39.74	15:48:41.17	0	1.4s	+14	19°	24°

PC	Tp	Trc	DistPC	Ideal	Passagem	Pen	Erro	Pontos	NoPC	AtePC
58	Tmp	164	4.357	15:49:13.06	15:49:13.58	0	0.5s	+5	14°	24°
59	Tmp	167	4.647	15:49:49.23	15:49:51.14	0	1.9s	[+19]	12°	24°
60	Tmp	169	4.926	15:50:13.95	15:50:14.08	0	0.1s	+1	4°	23°
61	Tmp	170	5.116	15:50:32.99	15:50:33.52	0	0.5s	+5	14°	23°
62	Tmp	171	5.558	15:51:24.81	15:51:28.49	0	3.7s	+37	23°	23°
63	Tmp	174	5.925	15:51:59.85	15:52:01.38	0	1.5s	+15	26°	23°
64	Tmp	176	6.374	15:52:46.56	15:52:48.34	0	1.8s	+18	27°	24°
65	Tmp	179	6.729	15:53:32.40	15:53:33.68	0	1.3s	+13	26°	24°
66	Tmp	181	7.027	15:53:56.92	15:53:57.81	0	0.9s	+9	25°	24°

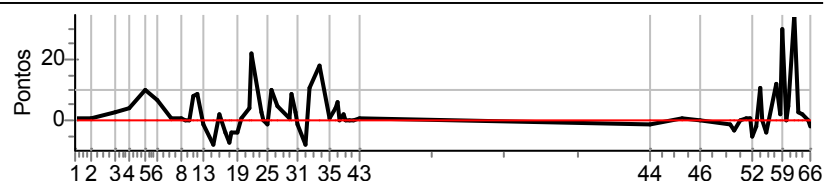
Num	119	Pen	0	PCZ	1	Total PP	468	Col. Final	24°
-----	-----	-----	---	-----	---	----------	-----	------------	-----



Performance Individual

PC	Tp	Trc	DistPC	Ideal	Passagem	Pen	Erro	Pontos	NoPC	AtePC
N	120	120 / Edson Pereira Schebeski / Alexandre William Dalssoto								
u	3°	Cat / NL / Largada GRADUADO / 28 / 08:28:00								
m		Ponta Grossa TROLLER								
PC	Tp	Trc	DistPC	Ideal	Passagem	Pen	Erro	Pontos	NoPC	AtePC
1	Tmp	4	11.209	13:38:53.32	13:38:53.40	0	0.1s	+1	11°	11°
2	Tmp	7	12.631	13:41:10.84	13:41:10.92	0	0.1s	+1	12°	11°
3	Tmp	11	14.756	13:44:51.41	13:44:51.69	0	0.3s	+3	8°	4°
4	Tmp	12	16.190	13:47:06.38	13:47:06.80	0	0.4s	+4	14°	9°
5	Tmp	15	17.631	13:49:32.12	13:49:33.10	0	1.0s	+10	22°	9°
6	Tmp	18	19.050	13:51:33.29	13:51:33.98	0	0.7s	+7	14°	10°
7	Tmp	18	20.378	13:53:35.88	13:53:35.95	0	0.1s	+1	13°	9°
8	Tmp	20	0.578	13:54:56.49	13:54:56.62	0	0.1s	+1	5°	6°
9	Tmp	22	0.868	13:55:33.41	13:55:33.40	0	0.0s	0	6°	5°
10	Tmp	25	1.220	13:56:24.26	13:56:24.24	0	0.0s	0	3°	2°
11	Tmp	27	1.431	13:56:51.67	13:56:52.42	0	0.8s	+8	21°	3°
12	Tmp	29	1.732	13:57:28.81	13:57:29.68	0	0.9s	+9	14°	6°
13	Tmp	33	2.138	13:58:24.94	13:58:24.88	0	0.1s	-1	12°	6°
14	Tmp	37	2.987	13:59:55.14	13:59:54.38	0	0.8s	-8	23°	6°
15	Tmp	40	3.330	14:00:53.25	14:00:53.46	0	0.2s	+2	8°	5°
16	Tmp	44	3.768	14:01:51.72	14:01:51.35	0	0.4s	-4	15°	4°
17	Tmp	45	4.011	14:02:23.92	14:02:23.24	0	0.7s	-7	23°	5°
18	Tmp	46	4.293	14:02:48.58	14:02:48.17	0	0.4s	-4	17°	5°
19	Tmp	52	4.676	14:03:43.64	14:03:43.22	0	0.4s	-4	11°	4°
20	Tmp	54	5.014	14:04:21.55	14:04:21.62	0	0.1s	+1	7°	3°
21	Tmp	57	5.380	14:05:20.16	14:05:20.58	0	0.4s	+4	13°	3°
22	Tmp	59	5.584	14:05:43.83	14:05:46.02	0	2.2s	[+22]	8°	3°
23	Tmp	63	6.272	14:07:11.23	14:07:11.51	0	0.3s	+3	12°	3°
24	Tmp	64	6.513	14:07:32.75	14:07:32.77	0	0.0s	0	5°	3°
25	Tmp	69	6.777	14:08:15.65	14:08:15.55	0	0.1s	-1	3°	3°
26	Tmp	71	7.116	14:08:49.58	14:08:50.58	0	1.0s	+10	19°	3°
27	Tmp	76	7.607	14:09:50.64	14:09:51.18	0	0.5s	+5	6°	3°
28	Tmp	79	8.175	14:11:30.01	14:11:30.06	0	0.1s	+1	9°	3°
29	Tmp	81	8.470	14:11:59.47	14:12:00.34	0	0.9s	+9	18°	3°
30	Tmp	83	8.748	14:12:30.10	14:12:30.42	0	0.3s	+3	15°	3°
31	Tmp	85	8.924	14:12:48.24	14:12:48.14	0	0.1s	-1	12°	3°
32	Tmp	88	9.250	14:13:51.98	14:13:51.17	0	0.8s	-8	28°	3°
33	Tmp	90	9.588	14:14:43.98	14:14:45.03	0	1.1s	+11	19°	4°
34	Tmp	94	10.163	14:16:13.57	14:16:15.38	0	1.8s	[+18]	15°	4°
35	Tmp	99	10.640	14:17:33.29	14:17:33.42	0	0.1s	+1	7°	4°
36	Tmp	102	11.004	14:18:39.29	14:18:39.68	0	0.4s	+4	18°	4°
37	Tmp	104	11.145	14:19:01.42	14:19:02.03	0	0.6s	+6	8°	4°
38	Tmp	105	11.295	14:19:19.11	14:19:19.07	0	0.0s	0	2°	4°
39	Tmp	107	11.497	14:19:39.96	14:19:40.19	0	0.2s	+2	16°	4°
40	Tmp	109	11.855	14:20:13.26	14:20:13.28	0	0.0s	0	3°	4°
41	Tmp	110	12.079	14:20:36.03	14:20:36.05	0	0.0s	0	5°	3°
42	Tmp	112	12.374	14:21:11.20	14:21:11.23	0	0.0s	0	5°	3°
43	Tmp	114	12.922	14:22:21.55	14:22:21.60	0	0.1s	+1	4°	3°
44	Tmp	124	1.791	15:06:27.57	15:06:27.43	0	0.1s	-1	14°	3°
45	Tmp	129	4.728	15:11:30.88	15:11:31.02	0	0.1s	+1	10°	3°
46	Tmp	133	6.318	15:14:05.39	15:14:05.41	0	0.0s	0	2°	3°
47	Tmp	138	0.396	15:18:51.80	15:18:51.67	0	0.1s	-1	5°	3°
48	Tmp	139	0.641	15:19:24.06	15:19:23.77	0	0.3s	-3	12°	3°
49	Tmp	142	1.113	15:20:07.06	15:20:07.05	0	0.0s	0	2°	3°
50	Tmp	144	1.712	15:21:10.05	15:21:10.15	0	0.1s	+1	7°	3°
51	Tmp	146	2.013	15:21:47.50	15:21:47.63	0	0.1s	+1	9°	3°
52	Tmp	147	2.215	15:22:11.74	15:22:11.24	0	0.5s	-5	22°	3°
53	Tmp	149	2.498	15:22:44.25	15:22:44.03	0	0.2s	-2	19°	3°
54	Tmp	151	2.742	15:23:10.83	15:23:11.97	0	1.1s	+11	10°	3°
55	Tmp	153	2.945	15:23:30.11	15:23:30.14	0	0.0s	0	1°	3°
56	Tmp	157	3.333	15:24:14.55	15:24:14.12	0	0.4s	-4	14°	3°
57	Tmp	162	4.086	15:25:39.74	15:25:40.94	0	1.2s	[+12]	16°	3°

PC	Tp	Trc	DistPC	Ideal	Passagem	Pen	Erro	Pontos	NoPC	AtePC
58	Tmp	164	4.357	15:26:13.06	15:26:13.25	0	0.2s	+2	8°	3°
59	Tmp	167	4.647	15:26:49.23	15:26:52.26	0	3.0s	[+30]	18°	3°
60	Tmp	169	4.926	15:27:13.95	15:27:13.98	0	0.0s	0	2°	3°
61	Tmp	170	5.116	15:27:32.99	15:27:33.53	0	0.5s	+5	16°	3°
62	Tmp	171	5.558	15:28:24.81	15:28:28.29	0	3.5s	[+35]	20°	3°
63	Tmp	174	5.925	15:28:59.85	15:29:00.19	0	0.3s	+3	9°	3°
64	Tmp	176	6.374	15:29:46.56	15:29:46.73	0	0.2s	+2	11°	3°
65	Tmp	179	6.729	15:30:32.40	15:30:32.36	0	0.0s	0	2°	3°
66	Tmp	181	7.027	15:30:56.92	15:30:56.77	0	0.2s	-2	16°	3°
Num	120	Pen	0	PCZ	12	Total PP	190	Col. Final	3°	

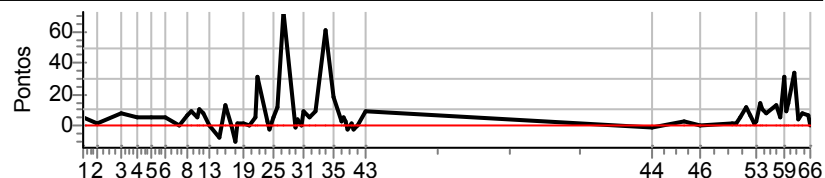


Performance Individual

PC	Tp	Trc	DistPC	Ideal	Passagem	Pen	Erro	Pontos	NoPC	AtePC
N	121	121 / Cristiano Testoni / Bruno Eduardo Lindemann								
u		Cat / NL / Largada GRADUADO / 49 / 08:49:00								
m	23°	Itajai PAJERO FULL								
PC	Tp	Trc	DistPC	Ideal	Passagem	Pen	Erro	Pontos	NoPC	AtePC
1	Tmp	4	11.209	13:59:53.32	13:59:53.83	0	0.5s	+5	24°	24°
2	Tmp	7	12.631	14:02:10.84	14:02:10.99	0	0.2s	+2	14°	22°
3	Tmp	11	14.756	14:05:51.41	14:05:52.23	0	0.8s	+8	19°	23°
4	Tmp	12	16.190	14:08:06.38	14:08:06.95	0	0.6s	+6	19°	24°
5	Tmp	15	17.631	14:10:32.12	14:10:32.70	0	0.6s	+6	8°	21°
6	Tmp	18	19.050	14:12:33.29	14:12:33.78	0	0.5s	+5	7°	17°
7	Tmp	18	20.378	14:14:35.88	14:14:35.90	0	0.0s	0	3°	15°
8	Tmp	20	0.578	14:15:56.49	14:15:57.15	0	0.7s	+7	18°	17°
9	Tmp	22	0.868	14:16:33.41	14:16:34.33	0	0.9s	+9	27°	20°
10	Tmp	25	1.220	14:17:24.26	14:17:24.87	0	0.6s	+6	18°	20°
11	Tmp	27	1.431	14:17:51.67	14:17:52.75	0	1.1s	+11	26°	22°
12	Tmp	29	1.732	14:18:28.81	14:18:29.60	0	0.8s	+8	13°	19°
13	Tmp	33	2.138	14:19:24.94	14:19:25.05	0	0.1s	+1	4°	18°
14	Tmp	37	2.987	14:20:55.14	14:20:54.49	0	0.7s	-7	20°	20°
15	Tmp	40	3.330	14:21:53.25	14:21:54.51	0	1.3s	[+13]	21°	21°
16	Tmp	44	3.768	14:22:51.72	14:22:51.73	0	0.0s	0	1°	18°
17	Tmp	45	4.011	14:23:23.92	14:23:22.93	0	1.0s	-10	25°	21°
18	Tmp	46	4.293	14:23:48.58	14:23:48.76	0	0.2s	+2	9°	19°
19	Tmp	52	4.676	14:24:43.64	14:24:43.87	0	0.2s	+2	7°	18°
20	Tmp	54	5.014	14:25:21.55	14:25:21.51	0	0.0s	0	2°	17°
21	Tmp	57	5.380	14:26:20.16	14:26:20.74	0	0.6s	+6	14°	15°
22	Tmp	59	5.584	14:26:43.83	14:26:47.00	0	3.2s	+32	17°	15°
23	Tmp	63	6.272	14:28:11.23	14:28:11.57	0	0.3s	+3	8°	14°
24	Tmp	64	6.513	14:28:32.75	14:28:32.56	0	0.2s	-2	9°	14°
25	Tmp	69	6.777	14:29:15.65	14:29:16.23	0	0.6s	+6	16°	14°
26	Tmp	71	7.116	14:29:49.58	14:29:50.77	0	1.2s	+12	23°	17°
27	Tmp	76	7.607	14:30:50.64	14:30:57.96	0	7.3s	[+73]	28°	20°
28	Tmp	79	8.175	14:32:30.01	14:32:29.88	0	0.1s	-1	3°	19°
29	Tmp	81	8.470	14:32:59.47	14:32:59.89	0	0.4s	+4	4°	19°
30	Tmp	83	8.748	14:33:30.10	14:33:30.14	0	0.0s	0	3°	19°
31	Tmp	85	8.924	14:33:48.24	14:33:49.12	0	0.9s	+9	27°	19°
32	Tmp	88	9.250	14:34:51.98	14:34:52.54	0	0.6s	+6	24°	19°
33	Tmp	90	9.588	14:35:43.98	14:35:45.02	0	1.0s	+10	17°	19°
34	Tmp	94	10.163	14:37:13.57	14:37:19.70	0	6.1s	+61	28°	25°
35	Tmp	99	10.640	14:38:33.29	14:38:35.07	0	1.8s	[+18]	28°	25°
36	Tmp	102	11.004	14:39:39.29	14:39:39.55	0	0.3s	+3	13°	23°
37	Tmp	104	11.145	14:40:01.42	14:40:02.00	0	0.6s	+6	7°	23°
38	Tmp	105	11.295	14:40:19.11	14:40:19.38	0	0.3s	+3	11°	23°
39	Tmp	107	11.497	14:40:39.96	14:40:39.75	0	0.2s	-2	13°	23°
40	Tmp	109	11.855	14:41:13.26	14:41:13.43	0	0.2s	+2	12°	23°
41	Tmp	110	12.079	14:41:36.03	14:41:35.82	0	0.2s	-2	15°	23°
42	Tmp	112	12.374	14:42:11.20	14:42:11.22	0	0.0s	0	1°	23°
43	Tmp	114	12.922	14:43:21.55	14:43:22.41	0	0.9s	+9	22°	23°
44	Tmp	124	1.791	15:27:27.57	15:27:27.49	0	0.1s	-1	7°	23°
45	Tmp	129	4.728	15:32:30.88	15:32:31.18	0	0.3s	+3	16°	23°
46	Tmp	133	6.318	15:35:05.39	15:35:05.40	0	0.0s	0	1°	22°
47	Tmp	138	0.396	15:39:51.80	15:39:52.00	0	0.2s	+2	6°	22°
48	Tmp	139	0.641	15:40:24.06	15:40:24.27	0	0.2s	+2	9°	21°
49	Tmp	142	1.113	15:41:07.06	15:41:07.57	0	0.5s	+5	12°	21°
50	Tmp	144	1.712	15:42:10.05	15:42:11.21	0	1.2s	+12	28°	22°
51	Tmp	146	2.013	15:42:47.50	15:42:48.21	0	0.7s	+7	23°	22°
52	Tmp	147	2.215	15:43:11.74	15:43:11.95	0	0.2s	+2	8°	22°
53	Tmp	149	2.498	15:43:44.25	15:43:44.56	0	0.3s	+3	21°	22°
54	Tmp	151	2.742	15:44:10.83	15:44:12.28	0	1.5s	[+15]	16°	22°
55	Tmp	153	2.945	15:44:30.11	15:44:31.18	0	1.1s	+11	18°	22°
56	Tmp	157	3.333	15:45:14.55	15:45:15.37	0	0.8s	+8	19°	22°
57	Tmp	162	4.086	15:46:39.74	15:46:40.99	0	1.3s	+13	18°	22°

PC	Tp	Trc	DistPC	Ideal	Passagem	Pen	Erro	Pontos	NoPC	AtePC
58	Tmp	164	4.357	15:47:13.06	15:47:13.66	0	0.6s	+6	19°	23°
59	Tmp	167	4.647	15:47:49.23	15:47:52.42	0	3.2s	+32	21°	23°
60	Tmp	169	4.926	15:48:13.95	15:48:14.91	0	1.0s	+10	23°	24°
61	Tmp	170	5.116	15:48:32.99	15:48:34.36	0	1.4s	[+14]	26°	24°
62	Tmp	171	5.558	15:49:24.81	15:49:28.23	0	3.4s	+34	15°	24°
63	Tmp	174	5.925	15:49:59.85	15:50:00.29	0	0.4s	+4	10°	24°
64	Tmp	176	6.374	15:50:46.56	15:50:47.34	0	0.8s	+8	22°	23°
65	Tmp	179	6.729	15:51:32.40	15:51:33.09	0	0.7s	+7	23°	23°
66	Tmp	181	7.027	15:51:56.92	15:51:56.96	0	0.0s	0	2°	23°

Num	121	Pen	0	PCZ	7	Total PP	444	Col. Final	23°
-----	-----	-----	---	-----	---	----------	-----	------------	-----

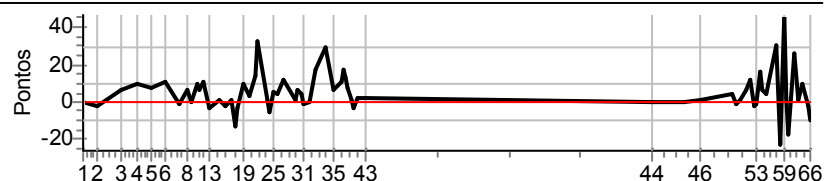


Performance Individual

PC	Tp	Trc	DistPC	Ideal	Passagem	Pen	Erro	Pontos	NoPC	AtePC
N	122	122 / Joao Procopio Fortes Neto / Carolina Cadavid Fortes								
u		Cat / NL / Largada GRADUADO / 29 / 08:29:00								
m	20°	Sao Paulo PAJERO FULL								
PC	Tp	Trc	DistPC	Ideal	Passagem	Pen	Erro	Pontos	NoPC	AtePC
1	Tmp	4	11.209	13:39:53.32	13:39:53.33	0	0.0s	0	3°	3°
2	Tmp	7	12.631	13:42:10.84	13:42:10.67	0	0.2s	-2	20°	5°
3	Tmp	11	14.756	13:45:51.41	13:45:52.01	0	0.6s	+6	16°	7°
4	Tmp	12	16.190	13:48:06.38	13:48:07.36	0	1.0s	+10	25°	16°
5	Tmp	15	17.631	13:50:32.12	13:50:32.92	0	0.8s	+8	16°	17°
6	Tmp	18	19.050	13:52:33.29	13:52:34.34	0	1.1s	+11	20°	20°
7	Tmp	18	20.378	13:54:35.88	13:54:35.79	0	0.1s	-1	12°	18°
8	Tmp	20	0.578	13:55:56.49	13:55:57.06	0	0.6s	+6	16°	18°
9	Tmp	22	0.868	13:56:33.41	13:56:33.41	0	0.0s	0	5°	17°
10	Tmp	25	1.220	13:57:24.26	13:57:25.23	0	1.0s	+10	25°	18°
11	Tmp	27	1.431	13:57:51.67	13:57:52.23	0	0.6s	+6	16°	17°
12	Tmp	29	1.732	13:58:28.81	13:58:29.87	0	1.1s	+11	18°	17°
13	Tmp	33	2.138	13:59:24.94	13:59:24.60	0	0.3s	-3	18°	17°
14	Tmp	37	2.987	14:00:55.14	14:00:55.19	0	0.1s	+1	10°	17°
15	Tmp	40	3.330	14:01:53.25	14:01:53.02	0	0.2s	-2	7°	16°
16	Tmp	44	3.768	14:02:51.72	14:02:51.86	0	0.1s	+1	3°	15°
17	Tmp	45	4.011	14:03:23.92	14:03:22.62	0	1.3s	-13	27°	16°
18	Tmp	46	4.293	14:03:48.58	14:03:48.27	0	0.3s	-3	13°	16°
19	Tmp	52	4.676	14:04:43.64	14:04:44.67	0	1.0s	+10	22°	17°
20	Tmp	54	5.014	14:05:21.55	14:05:21.85	0	0.3s	+3	15°	16°
21	Tmp	57	5.380	14:06:20.16	14:06:21.55	0	1.4s	+14	25°	19°
22	Tmp	59	5.584	14:06:43.83	14:06:47.15	0	3.3s	+33	19°	19°
23	Tmp	63	6.272	14:08:11.23	14:08:11.37	0	0.1s	+1	3°	16°
24	Tmp	64	6.513	14:08:32.75	14:08:32.14	0	0.6s	-6	23°	19°
25	Tmp	69	6.777	14:09:15.65	14:09:16.18	0	0.5s	+5	13°	16°
26	Tmp	71	7.116	14:09:49.58	14:09:50.00	0	0.4s	+4	5°	16°
27	Tmp	76	7.607	14:10:50.64	14:10:51.82	0	1.2s	+12	15°	16°
28	Tmp	79	8.175	14:12:30.01	14:12:30.08	0	0.1s	+1	8°	15°
29	Tmp	81	8.470	14:12:59.47	14:13:00.09	0	0.6s	+6	10°	15°
30	Tmp	83	8.748	14:13:30.10	14:13:30.45	0	0.4s	+4	17°	15°
31	Tmp	85	8.924	14:13:48.24	14:13:48.10	0	0.1s	-1	11°	15°
32	Tmp	88	9.250	14:14:51.98	14:14:52.02	0	0.0s	0	4°	15°
33	Tmp	90	9.588	14:15:43.98	14:15:45.82	0	1.8s	[+18]	28°	15°
34	Tmp	94	10.163	14:17:13.57	14:17:16.51	0	2.9s	[+29]	22°	14°
35	Tmp	99	10.640	14:18:33.29	14:18:34.02	0	0.7s	+7	23°	14°
36	Tmp	102	11.004	14:19:39.29	14:19:40.41	0	1.1s	+11	26°	16°
37	Tmp	104	11.145	14:20:01.42	14:20:03.19	0	1.8s	+18	21°	17°
38	Tmp	105	11.295	14:20:19.11	14:20:20.39	0	1.3s	+13	26°	17°
39	Tmp	107	11.497	14:20:39.96	14:20:40.77	0	0.8s	+8	26°	17°
40	Tmp	109	11.855	14:21:13.26	14:21:13.39	0	0.1s	+1	8°	18°
41	Tmp	110	12.079	14:21:36.03	14:21:35.72	0	0.3s	-3	21°	18°
42	Tmp	112	12.374	14:22:11.20	14:22:11.39	0	0.2s	+2	18°	18°
43	Tmp	114	12.922	14:23:21.55	14:23:21.77	0	0.2s	+2	9°	17°
44	Tmp	124	1.791	15:07:27.57	15:07:27.59	0	0.0s	0	5°	17°
45	Tmp	129	4.728	15:12:30.88	15:12:30.84	0	0.0s	0	3°	16°
46	Tmp	133	6.318	15:15:05.39	15:15:05.45	0	0.1s	+1	7°	16°
47	Tmp	138	0.396	15:19:51.80	15:19:52.22	0	0.4s	+4	12°	15°
48	Tmp	139	0.641	15:20:24.06	15:20:23.93	0	0.1s	-1	8°	15°
49	Tmp	142	1.113	15:21:07.06	15:21:07.15	0	0.1s	+1	4°	11°
50	Tmp	144	1.712	15:22:10.05	15:22:10.78	0	0.7s	+7	20°	12°
51	Tmp	146	2.013	15:22:47.50	15:22:48.71	0	1.2s	+12	26°	16°
52	Tmp	147	2.215	15:23:11.74	15:23:11.55	0	0.2s	-2	12°	16°
53	Tmp	149	2.498	15:23:44.25	15:23:44.11	0	0.1s	-1	8°	16°
54	Tmp	151	2.742	15:24:10.83	15:24:12.45	0	1.6s	+16	20°	16°
55	Tmp	153	2.945	15:24:30.11	15:24:30.78	0	0.7s	+7	14°	15°
56	Tmp	157	3.333	15:25:14.55	15:25:14.98	0	0.4s	+4	13°	15°
57	Tmp	162	4.086	15:26:39.74	15:26:42.82	0	3.1s	+31	28°	16°

PC	Tp	Trc	DistPC	Ideal	Passagem	Pen	Erro	Pontos	NoPC	AtePC
58	Tmp	164	4.357	15:27:13.06	15:27:10.75	0	2.3s	[-23]	28°	17°
59	Tmp	167	4.647	15:27:49.23	15:27:53.91	0	4.7s	[+47]	26°	19°
60	Tmp	169	4.926	15:28:13.95	15:28:14.12	0	0.2s	+2	14°	19°
61	Tmp	170	5.116	15:28:32.99	15:28:31.16	0	1.8s	-18	28°	21°
62	Tmp	171	5.558	15:29:24.81	15:29:27.45	0	2.6s	[+26]	4°	19°
63	Tmp	174	5.925	15:29:59.85	15:29:59.90	0	0.1s	+1	5°	19°
64	Tmp	176	6.374	15:30:46.56	15:30:47.52	0	1.0s	+10	25°	20°
65	Tmp	179	6.729	15:31:32.40	15:31:32.17	0	0.2s	-2	10°	20°
66	Tmp	181	7.027	15:31:56.92	15:31:55.90	0	1.0s	-10	27°	20°

Num	122	Pen	0	PCZ	5	Total PP	389	Col. Final	20°
-----	-----	-----	---	-----	---	----------	-----	------------	-----

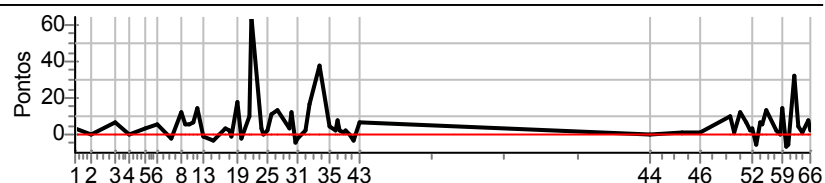


Performance Individual

PC	Tp	Trc	DistPC	Ideal	Passagem	Pen	Erro	Pontos	NoPC	AtePC
N	123	123 / Arno Jose de Melo / Leonardo Agostinho de Melo								
u		Cat / NL / Largada GRADUADO / 42 / 08:42:00								
m	11°	Sao Jose TROLLER								
PC	Tp	Trc	DistPC	Ideal	Passagem	Pen	Erro	Pontos	NoPC	AtePC
1	Tmp	4	11.209	13:52:53.32	13:52:53.60	0	0.3s	+3	17°	17°
2	Tmp	7	12.631	13:55:10.84	13:55:10.82	0	0.0s	0	4°	6°
3	Tmp	11	14.756	13:58:51.41	13:58:52.14	0	0.7s	+7	18°	15°
4	Tmp	12	16.190	14:01:06.38	14:01:06.42	0	0.0s	0	3°	5°
5	Tmp	15	17.631	14:03:32.12	14:03:32.46	0	0.3s	+3	2°	5°
6	Tmp	18	19.050	14:05:33.29	14:05:33.82	0	0.5s	+5	8°	5°
7	Tmp	18	20.378	14:07:35.88	14:07:35.70	0	0.2s	-2	16°	5°
8	Tmp	20	0.578	14:08:56.49	14:08:57.69	0	1.2s	+12	23°	9°
9	Tmp	22	0.868	14:09:33.41	14:09:33.91	0	0.5s	+5	23°	9°
10	Tmp	25	1.220	14:10:24.26	14:10:24.71	0	0.5s	+5	14°	11°
11	Tmp	27	1.431	14:10:51.67	14:10:52.25	0	0.6s	+6	12°	12°
12	Tmp	29	1.732	14:11:28.81	14:11:30.24	0	1.4s	[+14]	22°	15°
13	Tmp	33	2.138	14:12:24.94	14:12:24.86	0	0.1s	-1	7°	15°
14	Tmp	37	2.987	14:13:55.14	14:13:54.76	0	0.4s	-4	17°	13°
15	Tmp	40	3.330	14:14:53.25	14:14:53.22	0	0.0s	0	2°	8°
16	Tmp	44	3.768	14:15:51.72	14:15:52.03	0	0.3s	+3	9°	6°
17	Tmp	45	4.011	14:16:23.92	14:16:24.09	0	0.2s	+2	11°	4°
18	Tmp	46	4.293	14:16:48.58	14:16:48.50	0	0.1s	-1	5°	4°
19	Tmp	52	4.676	14:17:43.64	14:17:45.43	0	1.8s	[+18]	24°	6°
20	Tmp	54	5.014	14:18:21.55	14:18:21.29	0	0.3s	-3	11°	7°
21	Tmp	57	5.380	14:19:20.16	14:19:21.20	0	1.0s	+10	18°	10°
22	Tmp	59	5.584	14:19:43.83	14:19:50.29	0	6.5s	[+65]	28°	10°
23	Tmp	63	6.272	14:21:11.23	14:21:11.57	0	0.3s	+3	10°	10°
24	Tmp	64	6.513	14:21:32.75	14:21:32.79	0	0.0s	0	2°	8°
25	Tmp	69	6.777	14:22:15.65	14:22:15.85	0	0.2s	+2	4°	7°
26	Tmp	71	7.116	14:22:49.58	14:22:50.71	0	1.1s	+11	20°	7°
27	Tmp	76	7.607	14:23:50.64	14:23:51.92	0	1.3s	+13	16°	9°
28	Tmp	79	8.175	14:25:30.01	14:25:30.27	0	0.3s	+3	15°	9°
29	Tmp	81	8.470	14:25:59.47	14:26:00.62	0	1.2s	+12	22°	10°
30	Tmp	83	8.748	14:26:30.10	14:26:29.65	0	0.5s	-5	18°	11°
31	Tmp	85	8.924	14:26:48.24	14:26:48.07	0	0.2s	-2	14°	11°
32	Tmp	88	9.250	14:27:51.98	14:27:52.15	0	0.2s	+2	12°	11°
33	Tmp	90	9.588	14:28:43.98	14:28:45.68	0	1.7s	[+17]	27°	13°
34	Tmp	94	10.163	14:30:13.57	14:30:17.39	0	3.8s	+38	24°	18°
35	Tmp	99	10.640	14:31:33.29	14:31:33.64	0	0.4s	+4	19°	18°
36	Tmp	102	11.004	14:32:39.29	14:32:39.50	0	0.2s	+2	8°	17°
37	Tmp	104	11.145	14:33:01.42	14:33:02.20	0	0.8s	+8	10°	16°
38	Tmp	105	11.295	14:33:19.11	14:33:19.26	0	0.2s	+2	9°	15°
39	Tmp	107	11.497	14:33:39.96	14:33:40.10	0	0.1s	+1	9°	15°
40	Tmp	109	11.855	14:34:13.26	14:34:13.48	0	0.2s	+2	13°	15°
41	Tmp	110	12.079	14:34:36.03	14:34:36.03	0	0.0s	0	3°	15°
42	Tmp	112	12.374	14:35:11.20	14:35:10.82	0	0.4s	-4	23°	16°
43	Tmp	114	12.922	14:36:21.55	14:36:22.27	0	0.7s	+7	17°	14°
44	Tmp	124	1.791	15:20:27.57	15:20:27.56	0	0.0s	0	2°	12°
45	Tmp	129	4.728	15:25:30.88	15:25:30.97	0	0.1s	+1	7°	12°
46	Tmp	133	6.318	15:28:05.39	15:28:05.51	0	0.1s	+1	3°	12°
47	Tmp	138	0.396	15:32:51.80	15:32:52.83	0	1.0s	+10	19°	12°
48	Tmp	139	0.641	15:33:24.06	15:33:24.19	0	0.1s	+1	6°	11°
49	Tmp	142	1.113	15:34:07.06	15:34:08.27	0	1.2s	+12	23°	14°
50	Tmp	144	1.712	15:35:10.05	15:35:10.79	0	0.7s	+7	19°	14°
51	Tmp	146	2.013	15:35:47.50	15:35:47.74	0	0.2s	+2	11°	12°
52	Tmp	147	2.215	15:36:11.74	15:36:12.05	0	0.3s	+3	14°	13°
53	Tmp	149	2.498	15:36:44.25	15:36:43.66	0	0.6s	-6	27°	15°
54	Tmp	151	2.742	15:37:10.83	15:37:11.56	0	0.7s	+7	3°	13°
55	Tmp	153	2.945	15:37:30.11	15:37:30.63	0	0.5s	+5	8°	13°
56	Tmp	157	3.333	15:38:14.55	15:38:15.89	0	1.3s	+13	24°	13°
57	Tmp	162	4.086	15:39:39.74	15:39:39.92	0	0.2s	+2	2°	13°

PC	Tp	Trc	DistPC	Ideal	Passagem	Pen	Erro	Pontos	NoPC	AtePC
58	Tmp	164	4.357	15:40:13.06	15:40:13.02	0	0.0s	0	2°	13°
59	Tmp	167	4.647	15:40:49.23	15:40:50.59	0	1.4s	[+14]	6°	12°
60	Tmp	169	4.926	15:41:13.95	15:41:13.30	0	0.7s	-7	21°	12°
61	Tmp	170	5.116	15:41:32.99	15:41:32.40	0	0.6s	-6	18°	12°
62	Tmp	171	5.558	15:42:24.81	15:42:28.04	0	3.2s	+32	13°	13°
63	Tmp	174	5.925	15:42:59.85	15:43:00.28	0	0.4s	+4	13°	11°
64	Tmp	176	6.374	15:43:46.56	15:43:46.70	0	0.1s	+1	6°	11°
65	Tmp	179	6.729	15:44:32.40	15:44:33.23	0	0.8s	+8	24°	11°
66	Tmp	181	7.027	15:44:56.92	15:44:57.13	0	0.2s	+2	13°	11°

Num	123	Pen	0	PCZ	7	Total PP	323	Col. Final	11°
-----	-----	-----	---	-----	---	----------	-----	------------	-----

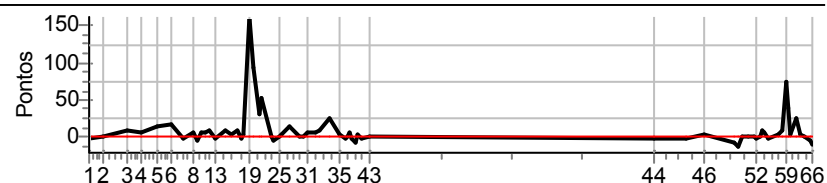


Performance Individual

PC	Tp	Trc	DistPC	Ideal	Passagem	Pen	Erro	Pontos	NoPC	AtePC
N	124	124 / Waldemiro Armindo Veiga / Luis Carlos Zanotti								
u		Cat / NL / Largada GRADUADO / 44 / 08:44:00								
m	26°	Joinville PAJERO FULL								
PC	Tp	Trc	DistPC	Ideal	Passagem	Pen	Erro	Pontos	NoPC	AtePC
1	Tmp	4	11.209	13:54:53.32	13:54:53.03	0	0.3s	-3	16°	16°
2	Tmp	7	12.631	13:57:10.84	13:57:10.89	0	0.1s	+1	8°	18°
3	Tmp	11	14.756	14:00:51.41	14:00:52.26	0	0.9s	+9	24°	19°
4	Tmp	12	16.190	14:03:06.38	14:03:06.89	0	0.5s	+5	16°	19°
5	Tmp	15	17.631	14:05:32.12	14:05:33.41	0	1.3s	+13	24°	20°
6	Tmp	18	19.050	14:07:33.29	14:07:34.96	0	1.7s	[+17]	25°	21°
7	Tmp	18	20.378	14:09:35.88	14:09:35.75	0	0.1s	-1	8°	21°
8	Tmp	20	0.578	14:10:56.49	14:10:57.12	0	0.6s	+6	13°	22°
9	Tmp	22	0.868	14:11:33.41	14:11:32.95	0	0.5s	-5	22°	22°
10	Tmp	25	1.220	14:12:24.26	14:12:24.72	0	0.5s	+5	13°	22°
11	Tmp	27	1.431	14:12:51.67	14:12:52.18	0	0.5s	+5	9°	21°
12	Tmp	29	1.732	14:13:28.81	14:13:29.79	0	1.0s	+10	15°	20°
13	Tmp	33	2.138	14:14:24.94	14:14:24.61	0	0.3s	-3	15°	19°
14	Tmp	37	2.987	14:15:55.14	14:15:56.16	0	1.0s	+10	24°	22°
15	Tmp	40	3.330	14:16:53.25	14:16:53.53	0	0.3s	+3	9°	20°
16	Tmp	44	3.768	14:17:51.72	14:17:52.69	0	1.0s	+10	22°	21°
17	Tmp	45	4.011	14:18:23.92	14:18:23.81	0	0.1s	-1	3°	20°
18	Tmp	46	4.293	14:18:48.58	14:18:49.01	0	0.4s	+4	14°	18°
19	Tmp	52	4.676	14:19:43.64	14:19:59.86	0	16.2s	[+162]	28°	23°
20	Tmp	54	5.014	14:20:21.55	14:20:30.82	0	9.3s	+93	28°	27°
21	Tmp	57	5.380	14:21:20.16	14:21:23.14	0	3.0s	[+30]	27°	27°
22	Tmp	59	5.584	14:21:43.83	14:21:49.04	0	5.2s	+52	27°	27°
23	Tmp	63	6.272	14:23:11.23	14:23:11.40	0	0.2s	+2	5°	27°
24	Tmp	64	6.513	14:23:32.75	14:23:32.20	0	0.6s	-6	22°	27°
25	Tmp	69	6.777	14:24:15.65	14:24:15.63	0	0.0s	0	1°	27°
26	Tmp	71	7.116	14:24:49.58	14:24:49.92	0	0.3s	+3	3°	27°
27	Tmp	76	7.607	14:25:50.64	14:25:52.14	0	1.5s	+15	23°	27°
28	Tmp	79	8.175	14:27:30.01	14:27:30.12	0	0.1s	+1	4°	27°
29	Tmp	81	8.470	14:27:59.47	14:27:59.48	0	0.0s	0	1°	27°
30	Tmp	83	8.748	14:28:30.10	14:28:30.53	0	0.4s	+4	16°	27°
31	Tmp	85	8.924	14:28:48.24	14:28:48.90	0	0.7s	+7	26°	27°
32	Tmp	88	9.250	14:29:51.98	14:29:52.46	0	0.5s	+5	21°	27°
33	Tmp	90	9.588	14:30:43.98	14:30:44.95	0	1.0s	+10	18°	27°
34	Tmp	94	10.163	14:32:13.57	14:32:16.20	0	2.6s	[+26]	20°	27°
35	Tmp	99	10.640	14:33:33.29	14:33:33.58	0	0.3s	+3	17°	27°
36	Tmp	102	11.004	14:34:39.29	14:34:39.19	0	0.1s	-1	5°	27°
37	Tmp	104	11.145	14:35:01.42	14:35:01.55	0	0.1s	+1	3°	26°
38	Tmp	105	11.295	14:35:19.11	14:35:19.73	0	0.6s	+6	16°	26°
39	Tmp	107	11.497	14:35:39.96	14:35:39.84	0	0.1s	-1	8°	26°
40	Tmp	109	11.855	14:36:13.26	14:36:12.50	0	0.8s	-8	28°	27°
41	Tmp	110	12.079	14:36:36.03	14:36:36.33	0	0.3s	+3	19°	26°
42	Tmp	112	12.374	14:37:11.20	14:37:11.03	0	0.2s	-2	15°	26°
43	Tmp	114	12.922	14:38:21.55	14:38:21.70	0	0.2s	+2	6°	27°
44	Tmp	124	1.791	15:22:27.57	15:22:27.46	0	0.1s	-1	9°	27°
45	Tmp	129	4.728	15:27:30.88	15:27:30.80	0	0.1s	-1	6°	26°
46	Tmp	133	6.318	15:30:05.39	15:30:05.69	0	0.3s	+3	12°	26°
47	Tmp	138	0.396	15:34:51.80	15:34:51.13	0	0.7s	-7	16°	26°
48	Tmp	139	0.641	15:35:24.06	15:35:22.75	0	1.3s	-13	27°	26°
49	Tmp	142	1.113	15:36:07.06	15:36:07.06	0	0.0s	0	1°	26°
50	Tmp	144	1.712	15:37:10.05	15:37:10.07	0	0.0s	0	1°	26°
51	Tmp	146	2.013	15:37:47.50	15:37:47.59	0	0.1s	+1	8°	25°
52	Tmp	147	2.215	15:38:11.74	15:38:11.65	0	0.1s	-1	5°	25°
53	Tmp	149	2.498	15:38:44.25	15:38:44.24	0	0.0s	0	3°	25°
54	Tmp	151	2.742	15:39:10.83	15:39:11.81	0	1.0s	+10	8°	25°
55	Tmp	153	2.945	15:39:30.11	15:39:30.78	0	0.7s	+7	11°	25°
56	Tmp	157	3.333	15:40:14.55	15:40:14.38	0	0.2s	-2	7°	25°
57	Tmp	162	4.086	15:41:39.74	15:41:40.01	0	0.3s	+3	3°	25°

PC	Tp	Trc	DistPC	Ideal	Passagem	Pen	Erro	Pontos	NoPC	AtePC
58	Tmp	164	4.357	15:42:13.06	15:42:14.05	0	1.0s	+10	22°	25°
59	Tmp	167	4.647	15:42:49.23	15:42:56.75	0	7.5s	+75	28°	26°
60	Tmp	169	4.926	15:43:13.95	15:43:17.79	0	3.8s	+38	28°	26°
61	Tmp	170	5.116	15:43:32.99	15:43:33.25	0	0.3s	+3	10°	26°
62	Tmp	171	5.558	15:44:24.81	15:44:27.34	0	2.5s	[+25]	3°	26°
63	Tmp	174	5.925	15:44:59.85	15:45:00.17	0	0.3s	+3	8°	26°
64	Tmp	176	6.374	15:45:46.56	15:45:46.57	0	0.0s	0	2°	26°
65	Tmp	179	6.729	15:46:32.40	15:46:32.03	0	0.4s	-4	15°	26°
66	Tmp	181	7.027	15:46:56.92	15:46:56.00	0	0.9s	-9	26°	26°

Num	124	Pen	0	PCZ	6	Total PP	510	Col. Final	26°
-----	-----	-----	---	-----	---	----------	-----	------------	-----

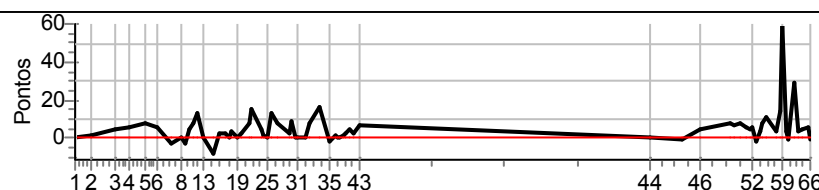


Performance Individual

PC	Tp	Trc	DistPC	Ideal	Passagem	Pen	Erro	Pontos	NoPC	AtePC
N	125	125 / Robson Garcia / Rafael Prada								
u	8°	Cat / NL / Largada GRADUADO / 32 / 08:32:00								
m	8°	Jaragua do Sul PAJERO FULL								
PC	Tp	Trc	DistPC	Ideal	Passagem	Pen	Erro	Pontos	NoPC	AtePC
1	Tmp	4	11.209	13:42:53.32	13:42:53.36	0	0.0s	0	2°	2°
2	Tmp	7	12.631	13:45:10.84	13:45:11.08	0	0.2s	+2	19°	4°
3	Tmp	11	14.756	13:48:51.41	13:48:51.91	0	0.5s	+5	13°	6°
4	Tmp	12	16.190	13:51:06.38	13:51:07.02	0	0.6s	+6	20°	13°
5	Tmp	15	17.631	13:53:32.12	13:53:32.96	0	0.8s	+8	15°	12°
6	Tmp	18	19.050	13:55:33.29	13:55:33.89	0	0.6s	+6	11°	13°
7	Tmp	18	20.378	13:57:35.88	13:57:35.57	0	0.3s	-3	21°	13°
8	Tmp	20	0.578	13:58:56.49	13:58:56.59	0	0.1s	+1	4°	11°
9	Tmp	22	0.868	13:59:33.41	13:59:33.15	0	0.3s	-3	18°	11°
10	Tmp	25	1.220	14:00:24.26	14:00:24.80	0	0.5s	+5	17°	12°
11	Tmp	27	1.431	14:00:51.67	14:00:52.42	0	0.8s	+8	20°	14°
12	Tmp	29	1.732	14:01:28.81	14:01:30.07	0	1.3s	+13	21°	14°
13	Tmp	33	2.138	14:02:24.94	14:02:25.07	0	0.1s	+1	11°	14°
14	Tmp	37	2.987	14:03:55.14	14:03:54.34	0	0.8s	-8	22°	15°
15	Tmp	40	3.330	14:04:53.25	14:04:53.52	0	0.3s	+3	11°	14°
16	Tmp	44	3.768	14:05:51.72	14:05:52.05	0	0.3s	+3	11°	13°
17	Tmp	45	4.011	14:06:23.92	14:06:24.04	0	0.1s	+1	6°	12°
18	Tmp	46	4.293	14:06:48.58	14:06:48.98	0	0.4s	+4	16°	11°
19	Tmp	52	4.676	14:07:43.64	14:07:43.78	0	0.1s	+1	4°	7°
20	Tmp	54	5.014	14:08:21.55	14:08:21.84	0	0.3s	+3	13°	8°
21	Tmp	57	5.380	14:09:20.16	14:09:20.92	0	0.8s	+8	17°	8°
22	Tmp	59	5.584	14:09:43.83	14:09:45.28	0	1.5s	[+15]	2°	6°
23	Tmp	63	6.272	14:11:11.23	14:11:11.73	0	0.5s	+5	15°	7°
24	Tmp	64	6.513	14:11:32.75	14:11:32.99	0	0.2s	+2	11°	6°
25	Tmp	69	6.777	14:12:15.65	14:12:15.79	0	0.1s	+1	2°	6°
26	Tmp	71	7.116	14:12:49.58	14:12:50.87	0	1.3s	+13	24°	6°
27	Tmp	76	7.607	14:13:50.64	14:13:51.43	0	0.8s	+8	10°	6°
28	Tmp	79	8.175	14:15:30.01	14:15:30.26	0	0.3s	+3	17°	6°
29	Tmp	81	8.470	14:15:59.47	14:16:00.33	0	0.9s	+9	17°	6°
30	Tmp	83	8.748	14:16:30.10	14:16:30.22	0	0.1s	+1	8°	6°
31	Tmp	85	8.924	14:16:48.24	14:16:48.31	0	0.1s	+1	9°	6°
32	Tmp	88	9.250	14:17:51.98	14:17:52.01	0	0.0s	0	2°	6°
33	Tmp	90	9.588	14:18:43.98	14:18:44.82	0	0.8s	+8	13°	6°
34	Tmp	94	10.163	14:20:13.57	14:20:15.16	0	1.6s	[+16]	13°	6°
35	Tmp	99	10.640	14:21:33.29	14:21:33.11	0	0.2s	-2	15°	6°
36	Tmp	102	11.004	14:22:39.29	14:22:39.48	0	0.2s	+2	11°	6°
37	Tmp	104	11.145	14:23:01.42	14:23:01.41	0	0.0s	0	2°	5°
38	Tmp	105	11.295	14:23:19.11	14:23:19.15	0	0.0s	0	1°	5°
39	Tmp	107	11.497	14:23:39.96	14:23:40.17	0	0.2s	+2	15°	5°
40	Tmp	109	11.855	14:24:13.26	14:24:13.52	0	0.3s	+3	19°	5°
41	Tmp	110	12.079	14:24:36.03	14:24:36.50	0	0.5s	+5	24°	6°
42	Tmp	112	12.374	14:25:11.20	14:25:11.46	0	0.3s	+3	20°	6°
43	Tmp	114	12.922	14:26:21.55	14:26:22.29	0	0.7s	+7	18°	6°
44	Tmp	124	1.791	15:10:27.57	15:10:27.70	0	0.1s	+1	13°	6°
45	Tmp	129	4.728	15:15:30.88	15:15:30.83	0	0.1s	-1	9°	5°
46	Tmp	133	6.318	15:18:05.39	15:18:05.91	0	0.5s	+5	18°	5°
47	Tmp	138	0.396	15:22:51.80	15:22:52.58	0	0.8s	+8	18°	6°
48	Tmp	139	0.641	15:23:24.06	15:23:24.79	0	0.7s	+7	23°	6°
49	Tmp	142	1.113	15:24:07.06	15:24:07.88	0	0.8s	+8	18°	7°
50	Tmp	144	1.712	15:25:10.05	15:25:10.65	0	0.6s	+6	17°	7°
51	Tmp	146	2.013	15:25:47.50	15:25:48.04	0	0.5s	+5	21°	7°
52	Tmp	147	2.215	15:26:11.74	15:26:12.33	0	0.6s	+6	26°	8°
53	Tmp	149	2.498	15:26:44.25	15:26:44.10	0	0.2s	-2	17°	8°
54	Tmp	151	2.742	15:27:10.83	15:27:11.23	0	0.4s	+4	2°	6°
55	Tmp	153	2.945	15:27:30.11	15:27:30.95	0	0.8s	+8	15°	7°
56	Tmp	157	3.333	15:28:14.55	15:28:15.62	0	1.1s	+11	23°	8°
57	Tmp	162	4.086	15:29:39.74	15:29:40.11	0	0.4s	+4	6°	7°

PC	Tp	Trc	DistPC	Ideal	Passagem	Pen	Erro	Pontos	NoPC	AtePC
58	Tmp	164	4.357	15:30:13.06	15:30:14.50	0	1.4s	[+14]	26°	7°
59	Tmp	167	4.647	15:30:49.23	15:30:55.22	0	6.0s	[+60]	27°	7°
60	Tmp	169	4.926	15:31:13.95	15:31:14.33	0	0.4s	+4	18°	7°
61	Tmp	170	5.116	15:31:32.99	15:31:32.88	0	0.1s	-1	5°	7°
62	Tmp	171	5.558	15:32:24.81	15:32:27.72	0	2.9s	[+29]	8°	7°
63	Tmp	174	5.925	15:32:59.85	15:33:00.23	0	0.4s	+4	14°	7°
64	Tmp	176	6.374	15:33:46.56	15:33:47.05	0	0.5s	+5	18°	8°
65	Tmp	179	6.729	15:34:32.40	15:34:33.01	0	0.6s	+6	21°	8°
66	Tmp	181	7.027	15:34:56.92	15:34:56.85	0	0.1s	-1	11°	8°

Num	125	Pen	0	PCZ	4	Total PP	264	Col. Final	8°
-----	-----	-----	---	-----	---	----------	-----	------------	----

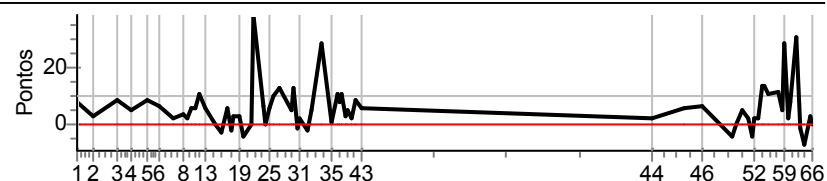


Performance Individual

PC	Tp	Trc	DistPC	Ideal	Passagem	Pen	Erro	Pontos	NoPC	AtePC
N	126	126 / Claudemir Hubner / Ana Madalozzo Camati Hubner								
u		Cat / NL / Largada GRADUADO / 35 / 08:35:00								
m	14º	Caçador TROLLER								
PC	Tp	Trc	DistPC	Ideal	Passagem	Pen	Erro	Pontos	NoPC	AtePC
1	Tmp	4	11.209	13:45:53.32	13:45:54.12	0	0.8s	+8	27°	27°
2	Tmp	7	12.631	13:48:10.84	13:48:11.11	0	0.3s	+3	22°	24°
3	Tmp	11	14.756	13:51:51.41	13:51:52.32	0	0.9s	+9	25°	26°
4	Tmp	12	16.190	13:54:06.38	13:54:06.87	0	0.5s	+5	17°	25°
5	Tmp	15	17.631	13:56:32.12	13:56:33.05	0	0.9s	+9	18°	26°
6	Tmp	18	19.050	13:58:33.29	13:58:34.01	0	0.7s	+7	13°	22°
7	Tmp	18	20.378	14:00:35.88	14:00:36.07	0	0.2s	+2	17°	22°
8	Tmp	20	0.578	14:01:56.49	14:01:56.92	0	0.4s	+4	10°	21°
9	Tmp	22	0.868	14:02:33.41	14:02:33.59	0	0.2s	+2	13°	21°
10	Tmp	25	1.220	14:03:24.26	14:03:24.90	0	0.6s	+6	20°	21°
11	Tmp	27	1.431	14:03:51.67	14:03:52.23	0	0.6s	+6	13°	19°
12	Tmp	29	1.732	14:04:28.81	14:04:29.95	0	1.1s	+11	17°	18°
13	Tmp	33	2.138	14:05:24.94	14:05:25.53	0	0.6s	+6	23°	20°
14	Tmp	37	2.987	14:06:55.14	14:06:55.14	0	0.0s	0	2°	18°
15	Tmp	40	3.330	14:07:53.25	14:07:52.91	0	0.3s	-3	10°	18°
16	Tmp	44	3.768	14:08:51.72	14:08:52.32	0	0.6s	+6	17°	17°
17	Tmp	45	4.011	14:09:23.92	14:09:23.76	0	0.2s	-2	13°	17°
18	Tmp	46	4.293	14:09:48.58	14:09:48.89	0	0.3s	+3	11°	17°
19	Tmp	52	4.676	14:10:43.64	14:10:43.92	0	0.3s	+3	10°	15°
20	Tmp	54	5.014	14:11:21.55	14:11:21.17	0	0.4s	-4	16°	14°
21	Tmp	57	5.380	14:12:20.16	14:12:20.15	0	0.0s	0	2°	12°
22	Tmp	59	5.584	14:12:43.83	14:12:47.68	0	3.9s	[+39]	22°	12°
23	Tmp	63	6.272	14:14:11.23	14:14:11.95	0	0.7s	+7	21°	12°
24	Tmp	64	6.513	14:14:32.75	14:14:32.71	0	0.0s	0	3°	11°
25	Tmp	69	6.777	14:15:15.65	14:15:16.29	0	0.6s	+6	18°	10°
26	Tmp	71	7.116	14:15:49.58	14:15:50.59	0	1.0s	+10	18°	11°
27	Tmp	76	7.607	14:16:50.64	14:16:51.97	0	1.3s	+13	17°	12°
28	Tmp	79	8.175	14:18:30.01	14:18:30.50	0	0.5s	+5	22°	12°
29	Tmp	81	8.470	14:18:59.47	14:19:00.76	0	1.3s	+13	23°	14°
30	Tmp	83	8.748	14:19:30.10	14:19:30.04	0	0.1s	-1	6°	14°
31	Tmp	85	8.924	14:19:48.24	14:19:48.39	0	0.2s	+2	17°	14°
32	Tmp	88	9.250	14:20:51.98	14:20:51.77	0	0.2s	-2	15°	13°
33	Tmp	90	9.588	14:21:43.98	14:21:44.44	0	0.5s	+5	7°	12°
34	Tmp	94	10.163	14:23:13.57	14:23:16.45	0	2.9s	[+29]	21°	12°
35	Tmp	99	10.640	14:24:33.29	14:24:33.38	0	0.1s	+1	4°	12°
36	Tmp	102	11.004	14:25:39.29	14:25:40.43	0	1.1s	+11	25°	12°
37	Tmp	104	11.145	14:26:01.42	14:26:02.21	0	0.8s	+8	11°	11°
38	Tmp	105	11.295	14:26:19.11	14:26:20.24	0	1.1s	+11	25°	13°
39	Tmp	107	11.497	14:26:39.96	14:26:40.22	0	0.3s	+3	17°	13°
40	Tmp	109	11.855	14:27:13.26	14:27:13.74	0	0.5s	+5	23°	14°
41	Tmp	110	12.079	14:27:36.03	14:27:36.25	0	0.2s	+2	16°	13°
42	Tmp	112	12.374	14:28:11.20	14:28:12.09	0	0.9s	+9	28°	15°
43	Tmp	114	12.922	14:29:21.55	14:29:22.13	0	0.6s	+6	16°	13°
44	Tmp	124	1.791	15:13:27.57	15:13:27.74	0	0.2s	+2	17°	14°
45	Tmp	129	4.728	15:18:30.88	15:18:31.51	0	0.6s	+6	24°	15°
46	Tmp	133	6.318	15:21:05.39	15:21:06.11	0	0.7s	+7	24°	15°
47	Tmp	138	0.396	15:25:51.80	15:25:51.44	0	0.4s	-4	11°	13°
48	Tmp	139	0.641	15:26:24.06	15:26:24.08	0	0.0s	0	2°	13°
49	Tmp	142	1.113	15:27:07.06	15:27:07.59	0	0.5s	+5	13°	12°
50	Tmp	144	1.712	15:28:10.05	15:28:10.20	0	0.2s	+2	11°	11°
51	Tmp	146	2.013	15:28:47.50	15:28:47.10	0	0.4s	-4	18°	11°
52	Tmp	147	2.215	15:29:11.74	15:29:11.92	0	0.2s	+2	11°	11°
53	Tmp	149	2.498	15:29:44.25	15:29:44.44	0	0.2s	+2	15°	11°
54	Tmp	151	2.742	15:30:10.83	15:30:12.22	0	1.4s	[+14]	15°	11°
55	Tmp	153	2.945	15:30:30.11	15:30:31.51	0	1.4s	[+14]	24°	14°
56	Tmp	157	3.333	15:31:14.55	15:31:15.62	0	1.1s	+11	22°	14°
57	Tmp	162	4.086	15:32:39.74	15:32:40.92	0	1.2s	+12	14°	14°

PC	Tp	Trc	DistPC	Ideal	Passagem	Pen	Erro	Pontos	NoPC	AtePC
58	Tmp	164	4.357	15:33:13.06	15:33:13.52	0	0.5s	+5	16°	14°
59	Tmp	167	4.647	15:33:49.23	15:33:52.13	0	2.9s	[+29]	17°	13°
60	Tmp	169	4.926	15:34:13.95	15:34:14.16	0	0.2s	+2	12°	13°
61	Tmp	170	5.116	15:34:32.99	15:34:33.82	0	0.8s	+8	24°	14°
62	Tmp	171	5.558	15:35:24.81	15:35:27.93	0	3.1s	+31	11°	14°
63	Tmp	174	5.925	15:35:59.85	15:35:59.75	0	0.1s	-1	4°	14°
64	Tmp	176	6.374	15:36:46.56	15:36:45.82	0	0.7s	-7	21°	15°
65	Tmp	179	6.729	15:37:32.40	15:37:32.74	0	0.3s	+3	12°	15°
66	Tmp	181	7.027	15:37:56.92	15:37:56.90	0	0.0s	0	4°	14°

Num	126	Pen	0	PCZ	5	Total PP	333	Col. Final	14º
-----	-----	-----	---	-----	---	----------	-----	------------	-----

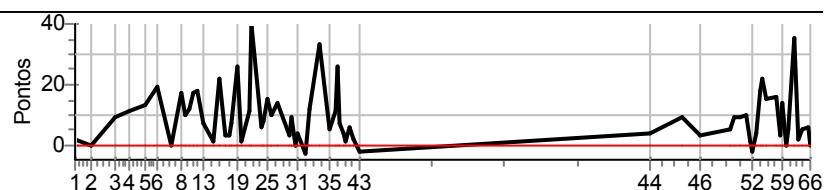


Performance Individual

PC	Tp	Trc	DistPC	Ideal	Passagem	Pen	Erro	Pontos	NoPC	AtePC
N	127	127 / Bruno Inacio Henn / Leandro Cristofoli								
u		Cat / NL / Largada GRADUADO / 52 / 08:52:00								
m	25°	Mondai TROLLER								
PC	Tp	Trc	DistPC	Ideal	Passagem	Pen	Erro	Pontos	NoPC	AtePC
1	Tmp	4	11.209	14:02:53.32	14:02:53.54	0	0.2s	+2	13°	13°
2	Tmp	7	12.631	14:05:10.84	14:05:10.87	0	0.0s	0	3°	3°
3	Tmp	11	14.756	14:08:51.41	14:08:52.26	0	0.9s	+9	23°	9°
4	Tmp	12	16.190	14:11:06.38	14:11:07.46	0	1.1s	+11	26°	21°
5	Tmp	15	17.631	14:13:32.12	14:13:33.38	0	1.3s	+13	23°	23°
6	Tmp	18	19.050	14:15:33.29	14:15:35.18	0	1.9s	+19	27°	24°
7	Tmp	18	20.378	14:17:35.88	14:17:35.89	0	0.0s	0	2°	23°
8	Tmp	20	0.578	14:18:56.49	14:18:58.22	0	1.7s	+17	27°	25°
9	Tmp	22	0.868	14:19:33.41	14:19:34.41	0	1.0s	+10	28°	26°
10	Tmp	25	1.220	14:20:24.26	14:20:25.45	0	1.2s	+12	26°	27°
11	Tmp	27	1.431	14:20:51.67	14:20:53.40	0	1.7s	+17	28°	27°
12	Tmp	29	1.732	14:21:28.81	14:21:30.65	0	1.8s	+18	28°	27°
13	Tmp	33	2.138	14:22:24.94	14:22:25.68	0	0.7s	+7	25°	27°
14	Tmp	37	2.987	14:23:55.14	14:23:55.25	0	0.1s	+1	4°	27°
15	Tmp	40	3.330	14:24:53.25	14:24:55.44	0	2.2s	[+22]	28°	27°
16	Tmp	44	3.768	14:25:51.72	14:25:52.03	0	0.3s	+3	8°	27°
17	Tmp	45	4.011	14:26:23.92	14:26:24.19	0	0.3s	+3	16°	27°
18	Tmp	46	4.293	14:26:48.58	14:26:49.27	0	0.7s	+7	22°	27°
19	Tmp	52	4.676	14:27:43.64	14:27:46.27	0	2.6s	[+26]	25°	27°
20	Tmp	54	5.014	14:28:21.55	14:28:21.69	0	0.1s	+1	3°	26°
21	Tmp	57	5.380	14:29:20.16	14:29:21.23	0	1.1s	+11	19°	26°
22	Tmp	59	5.584	14:29:43.83	14:29:47.85	0	4.0s	[+40]	23°	26°
23	Tmp	63	6.272	14:31:11.23	14:31:11.78	0	0.6s	+6	16°	26°
24	Tmp	64	6.513	14:31:32.75	14:31:33.51	0	0.8s	+8	24°	26°
25	Tmp	69	6.777	14:32:15.65	14:32:17.10	0	1.5s	+15	27°	26°
26	Tmp	71	7.116	14:32:49.58	14:32:50.56	0	1.0s	+10	17°	26°
27	Tmp	76	7.607	14:33:50.64	14:33:52.03	0	1.4s	+14	19°	26°
28	Tmp	79	8.175	14:35:30.01	14:35:30.34	0	0.3s	+3	13°	26°
29	Tmp	81	8.470	14:35:59.47	14:36:00.39	0	0.9s	+9	15°	26°
30	Tmp	83	8.748	14:36:30.10	14:36:30.13	0	0.0s	0	1°	26°
31	Tmp	85	8.924	14:36:48.24	14:36:48.66	0	0.4s	+4	20°	26°
32	Tmp	88	9.250	14:37:51.98	14:37:51.66	0	0.3s	-3	16°	26°
33	Tmp	90	9.588	14:38:43.98	14:38:45.20	0	1.2s	+12	20°	26°
34	Tmp	94	10.163	14:40:13.57	14:40:16.89	0	3.3s	+33	23°	26°
35	Tmp	99	10.640	14:41:33.29	14:41:33.81	0	0.5s	+5	21°	26°
36	Tmp	102	11.004	14:42:39.29	14:42:40.35	0	1.1s	+11	24°	26°
37	Tmp	104	11.145	14:43:01.42	14:43:04.04	0	2.6s	[+26]	23°	27°
38	Tmp	105	11.295	14:43:19.11	14:43:19.85	0	0.7s	+7	19°	27°
39	Tmp	107	11.497	14:43:39.96	14:43:40.37	0	0.4s	+4	19°	27°
40	Tmp	109	11.855	14:44:13.26	14:44:13.40	0	0.1s	+1	4°	26°
41	Tmp	110	12.079	14:44:36.03	14:44:36.61	0	0.6s	+6	26°	27°
42	Tmp	112	12.374	14:45:11.20	14:45:11.44	0	0.2s	+2	13°	27°
43	Tmp	114	12.922	14:46:21.55	14:46:21.35	0	0.2s	-2	5°	26°
44	Tmp	124	1.791	15:30:27.57	15:30:27.96	0	0.4s	+4	22°	26°
45	Tmp	129	4.728	15:35:30.88	15:35:31.81	0	0.9s	+9	26°	27°
46	Tmp	133	6.318	15:38:05.39	15:38:05.71	0	0.3s	+3	10°	27°
47	Tmp	138	0.396	15:42:51.80	15:42:52.31	0	0.5s	+5	14°	27°
48	Tmp	139	0.641	15:43:24.06	15:43:24.95	0	0.9s	+9	26°	27°
49	Tmp	142	1.113	15:44:07.06	15:44:07.96	0	0.9s	+9	19°	27°
50	Tmp	144	1.712	15:45:10.05	15:45:11.01	0	1.0s	+10	26°	27°
51	Tmp	146	2.013	15:45:47.50	15:45:47.58	0	0.1s	+1	4°	27°
52	Tmp	147	2.215	15:46:11.74	15:46:11.55	0	0.2s	-2	7°	26°
53	Tmp	149	2.498	15:46:44.25	15:46:44.69	0	0.4s	+4	23°	26°
54	Tmp	151	2.742	15:47:10.83	15:47:12.62	0	1.8s	+18	24°	26°
55	Tmp	153	2.945	15:47:30.11	15:47:32.31	0	2.2s	[+22]	28°	26°
56	Tmp	157	3.333	15:48:14.55	15:48:16.05	0	1.5s	+15	25°	26°
57	Tmp	162	4.086	15:49:39.74	15:49:41.30	0	1.6s	+16	21°	26°

PC	Tp	Trc	DistPC	Ideal	Passagem	Pen	Erro	Pontos	NoPC	AtePC
58	Tmp	164	4.357	15:50:13.06	15:50:13.39	0	0.3s	+3	9°	26°
59	Tmp	167	4.647	15:50:49.23	15:50:50.63	0	1.4s	+14	5°	25°
60	Tmp	169	4.926	15:51:13.95	15:51:13.96	0	0.0s	0	1°	25°
61	Tmp	170	5.116	15:51:32.99	15:51:33.49	0	0.5s	+5	13°	25°
62	Tmp	171	5.558	15:52:24.81	15:52:28.35	0	3.5s	+35	18°	25°
63	Tmp	174	5.925	15:52:59.85	15:53:00.04	0	0.2s	+2	6°	25°
64	Tmp	176	6.374	15:53:46.56	15:53:47.05	0	0.5s	+5	17°	25°
65	Tmp	179	6.729	15:54:32.40	15:54:32.95	0	0.6s	+6	20°	25°
66	Tmp	181	7.027	15:54:56.92	15:54:56.90	0	0.0s	0	1°	25°

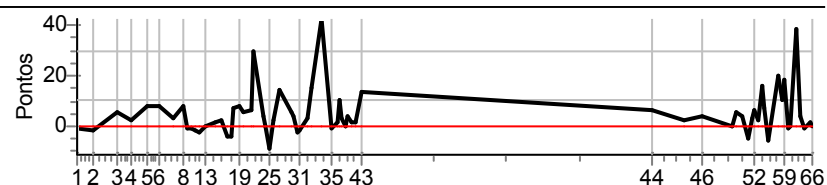
Num	127	Pen	0	PCZ	5	Total PP	491	Col. Final	25°
-----	-----	-----	---	-----	---	----------	-----	------------	-----



Performance Individual

PC	Tp	Trc	DistPC	Ideal	Passagem	Pen	Erro	Pontos	NoPC	AtePC
N	128	128 / Edson Fonseca Junior / Jose Ribeiro da Conceicao								
u		Cat / NL / Largada GRADUADO / 43 / 08:43:00								
m	9º	Lauro de Freitas TR4								
PC	Tp	Trc	DistPC	Ideal	Passagem	Pen	Erro	Pontos	NoPC	AtePC
1	Tmp	4	11.209	13:53:53.32	13:53:53.24	0	0.1s	-1	7º	7º
2	Tmp	7	12.631	13:56:10.84	13:56:10.68	0	0.2s	-2	16º	15º
3	Tmp	11	14.756	13:59:51.41	13:59:51.91	0	0.5s	+5	11º	13º
4	Tmp	12	16.190	14:02:06.38	14:02:06.61	0	0.2s	+2	7º	10º
5	Tmp	15	17.631	14:04:32.12	14:04:32.94	0	0.8s	+8	14º	10º
6	Tmp	18	19.050	14:06:33.29	14:06:34.11	0	0.8s	+8	17º	12º
7	Tmp	18	20.378	14:08:35.88	14:08:36.16	0	0.3s	+3	18º	12º
8	Tmp	20	0.578	14:09:56.49	14:09:57.29	0	0.8s	+8	19º	14º
9	Tmp	22	0.868	14:10:33.41	14:10:33.32	0	0.1s	-1	7º	15º
10	Tmp	25	1.220	14:11:24.26	14:11:24.19	0	0.1s	-1	4º	13º
11	Tmp	27	1.431	14:11:51.67	14:11:51.47	0	0.2s	-2	5º	9º
12	Tmp	29	1.732	14:12:28.81	14:12:28.52	0	0.3s	-3	7º	8º
13	Tmp	33	2.138	14:13:24.94	14:13:24.98	0	0.0s	0	2º	5º
14	Tmp	37	2.987	14:14:55.14	14:14:55.26	0	0.1s	+1	6º	4º
15	Tmp	40	3.330	14:15:53.25	14:15:53.43	0	0.2s	+2	5º	3º
16	Tmp	44	3.768	14:16:51.72	14:16:51.33	0	0.4s	-4	12º	3º
17	Tmp	45	4.011	14:17:23.92	14:17:23.51	0	0.4s	-4	19º	3º
18	Tmp	46	4.293	14:17:48.58	14:17:49.26	0	0.7s	+7	24º	3º
19	Tmp	52	4.676	14:18:43.64	14:18:44.47	0	0.8s	+8	19º	3º
20	Tmp	54	5.014	14:19:21.55	14:19:22.06	0	0.5s	+5	17º	4º
21	Tmp	57	5.380	14:20:20.16	14:20:20.79	0	0.6s	+6	15º	5º
22	Tmp	59	5.584	14:20:43.83	14:20:46.77	0	2.9s	[+29]	16º	4º
23	Tmp	63	6.272	14:22:11.23	14:22:11.58	0	0.4s	+4	13º	4º
24	Tmp	64	6.513	14:22:32.75	14:22:32.71	0	0.0s	0	1º	4º
25	Tmp	69	6.777	14:23:15.65	14:23:14.73	0	0.9s	-9	25º	5º
26	Tmp	71	7.116	14:23:49.58	14:23:49.77	0	0.2s	+2	2º	4º
27	Tmp	76	7.607	14:24:50.64	14:24:52.03	0	1.4s	+14	20º	4º
28	Tmp	79	8.175	14:26:30.01	14:26:30.46	0	0.5s	+5	21º	4º
29	Tmp	81	8.470	14:26:59.47	14:26:59.90	0	0.4s	+4	5º	5º
30	Tmp	83	8.748	14:27:30.10	14:27:29.83	0	0.3s	-3	12º	5º
31	Tmp	85	8.924	14:27:48.24	14:27:48.00	0	0.2s	-2	13º	5º
32	Tmp	88	9.250	14:28:51.98	14:28:52.23	0	0.3s	+3	19º	5º
33	Tmp	90	9.588	14:29:43.98	14:29:45.49	0	1.5s	+15	25º	5º
34	Tmp	94	10.163	14:31:13.57	14:31:17.74	0	4.2s	[+42]	25º	5º
35	Tmp	99	10.640	14:32:33.29	14:32:33.16	0	0.1s	-1	2º	5º
36	Tmp	102	11.004	14:33:39.29	14:33:39.36	0	0.1s	+1	6º	5º
37	Tmp	104	11.145	14:34:01.42	14:34:02.40	0	1.0s	+10	12º	7º
38	Tmp	105	11.295	14:34:19.11	14:34:19.42	0	0.3s	+3	12º	7º
39	Tmp	107	11.497	14:34:39.96	14:34:39.97	0	0.0s	0	2º	7º
40	Tmp	109	11.855	14:35:13.26	14:35:13.68	0	0.4s	+4	21º	7º
41	Tmp	110	12.079	14:35:36.03	14:35:36.14	0	0.1s	+1	8º	7º
42	Tmp	112	12.374	14:36:11.20	14:36:11.33	0	0.1s	+1	10º	7º
43	Tmp	114	12.922	14:37:21.55	14:37:22.84	0	1.3s	+13	27º	7º
44	Tmp	124	1.791	15:21:27.57	15:21:28.17	0	0.6s	+6	27º	7º
45	Tmp	129	4.728	15:26:30.88	15:26:31.04	0	0.2s	+2	14º	7º
46	Tmp	133	6.318	15:29:05.39	15:29:05.78	0	0.4s	+4	15º	7º
47	Tmp	138	0.396	15:33:51.80	15:33:51.78	0	0.0s	0	1º	7º
48	Tmp	139	0.641	15:34:24.06	15:34:24.53	0	0.5s	+5	18º	7º
49	Tmp	142	1.113	15:35:07.06	15:35:07.50	0	0.4s	+4	9º	6º
50	Tmp	144	1.712	15:36:10.05	15:36:09.54	0	0.5s	-5	15º	6º
51	Tmp	146	2.013	15:36:47.50	15:36:47.82	0	0.3s	+3	16º	6º
52	Tmp	147	2.215	15:37:11.74	15:37:12.29	0	0.6s	+6	24º	6º
53	Tmp	149	2.498	15:37:44.25	15:37:44.45	0	0.2s	+2	12º	6º
54	Tmp	151	2.742	15:38:10.83	15:38:12.43	0	1.6s	[+16]	19º	7º
55	Tmp	153	2.945	15:38:30.11	15:38:30.81	0	0.7s	+7	12º	8º
56	Tmp	157	3.333	15:39:14.55	15:39:13.99	0	0.6s	-6	16º	7º
57	Tmp	162	4.086	15:40:39.74	15:40:41.73	0	2.0s	[+20]	23º	8º

PC	Tp	Trc	DistPC	Ideal	Passagem	Pen	Erro	Pontos	NoPC	AtePC
58	Tmp	164	4.357	15:41:13.06	15:41:14.02	0	1.0s	+10	23º	8º
59	Tmp	167	4.647	15:41:49.23	15:41:51.05	0	1.8s	[+18]	11º	9º
60	Tmp	169	4.926	15:42:13.95	15:42:13.84	0	0.1s	-1	6º	9º
61	Tmp	170	5.116	15:42:32.99	15:42:33.01	0	0.0s	0	2º	8º
62	Tmp	171	5.558	15:43:24.81	15:43:28.65	0	3.8s	+38	25º	9º
63	Tmp	174	5.925	15:43:59.85	15:44:00.24	0	0.4s	+4	12º	9º
64	Tmp	176	6.374	15:44:46.56	15:44:46.43	0	0.1s	-1	5º	9º
65	Tmp	179	6.729	15:45:32.40	15:45:32.52	0	0.1s	+1	5º	9º
66	Tmp	181	7.027	15:45:56.92	15:45:56.90	0	0.0s	0	3º	9º
Num	128	Pen	0	PCZ	6	Total PP	281	Col. Final	9º	

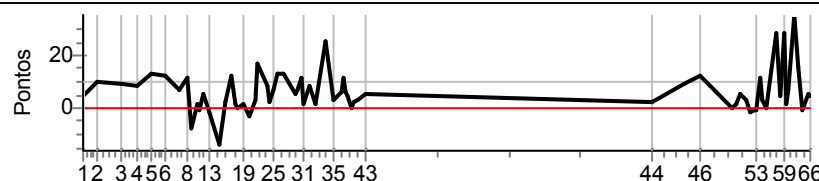


Performance Individual

PC	Tp	Trc	DistPC	Ideal	Passagem	Pen	Erro	Pontos	NoPC	AtePC
N	129	129 / Eduardo Ranghetti Rossi / Rogerio Augusto Coelho								
u		Cat / NL / Largada GRADUADO / 30 / 08:30:00								
m	13°	Luiz Alves TROLLER								
PC	Tp	Trc	DistPC	Ideal	Passagem	Pen	Erro	Pontos	NoPC	AtePC
1	Tmp	4	11.209	13:40:53.32	13:40:53.72	0	0.4s	+4	22°	22°
2	Tmp	7	12.631	13:43:10.84	13:43:11.87	0	1.0s	+10	27°	26°
3	Tmp	11	14.756	13:46:51.41	13:46:52.32	0	0.9s	+9	26°	27°
4	Tmp	12	16.190	13:49:06.38	13:49:07.17	0	0.8s	+8	21°	27°
5	Tmp	15	17.631	13:51:32.12	13:51:33.43	0	1.3s	+13	25°	27°
6	Tmp	18	19.050	13:53:33.29	13:53:34.49	0	1.2s	+12	22°	27°
7	Tmp	18	20.378	13:55:35.88	13:55:36.61	0	0.7s	+7	28°	27°
8	Tmp	20	0.578	13:56:56.49	13:56:57.54	0	1.1s	+11	22°	27°
9	Tmp	22	0.868	13:57:33.41	13:57:32.63	0	0.8s	-8	26°	27°
10	Tmp	25	1.220	13:58:24.26	13:58:24.35	0	0.1s	+1	6°	25°
11	Tmp	27	1.431	13:58:51.67	13:58:51.56	0	0.1s	-1	3°	25°
12	Tmp	29	1.732	13:59:28.81	13:59:29.29	0	0.5s	+5	9°	24°
13	Tmp	33	2.138	14:00:24.94	14:00:24.74	0	0.2s	-2	14°	24°
14	Tmp	37	2.987	14:01:55.14	14:01:53.79	0	1.4s	-14	27°	26°
15	Tmp	40	3.330	14:02:53.25	14:02:53.48	0	0.2s	+2	6°	24°
16	Tmp	44	3.768	14:03:51.72	14:03:52.87	0	1.2s	+12	24°	26°
17	Tmp	45	4.011	14:04:23.92	14:04:24.06	0	0.1s	+1	7°	24°
18	Tmp	46	4.293	14:04:48.58	14:04:48.62	0	0.0s	0	2°	24°
19	Tmp	52	4.676	14:05:43.64	14:05:43.77	0	0.1s	+1	6°	22°
20	Tmp	54	5.014	14:06:21.55	14:06:21.30	0	0.3s	-3	14°	22°
21	Tmp	57	5.380	14:07:20.16	14:07:20.41	0	0.3s	+3	9°	20°
22	Tmp	59	5.584	14:07:43.83	14:07:45.54	0	1.7s	[+17]	4°	20°
23	Tmp	63	6.272	14:09:11.23	14:09:12.05	0	0.8s	+8	23°	20°
24	Tmp	64	6.513	14:09:32.75	14:09:32.92	0	0.2s	+2	13°	20°
25	Tmp	69	6.777	14:10:15.65	14:10:16.38	0	0.7s	+7	20°	20°
26	Tmp	71	7.116	14:10:49.58	14:10:50.86	0	1.3s	+13	25°	20°
27	Tmp	76	7.607	14:11:50.64	14:11:51.97	0	1.3s	+13	18°	19°
28	Tmp	79	8.175	14:13:30.01	14:13:30.54	0	0.5s	+5	24°	20°
29	Tmp	81	8.470	14:13:59.47	14:14:00.21	0	0.7s	+7	11°	20°
30	Tmp	83	8.748	14:14:30.10	14:14:31.20	0	1.1s	+11	25°	20°
31	Tmp	85	8.924	14:14:48.24	14:14:48.38	0	0.1s	+1	10°	20°
32	Tmp	88	9.250	14:15:51.98	14:15:52.81	0	0.8s	+8	27°	21°
33	Tmp	90	9.588	14:16:43.98	14:16:44.10	0	0.1s	+1	3°	20°
34	Tmp	94	10.163	14:18:13.57	14:18:16.02	0	2.5s	[+25]	18°	19°
35	Tmp	99	10.640	14:19:33.29	14:19:33.54	0	0.3s	+3	18°	19°
36	Tmp	102	11.004	14:20:39.29	14:20:39.91	0	0.6s	+6	20°	19°
37	Tmp	104	11.145	14:21:01.42	14:21:02.55	0	1.1s	+11	15°	18°
38	Tmp	105	11.295	14:21:19.11	14:21:19.74	0	0.6s	+6	18°	18°
39	Tmp	107	11.497	14:21:39.96	14:21:40.31	0	0.4s	+4	22°	18°
40	Tmp	109	11.855	14:22:13.26	14:22:13.27	0	0.0s	0	2°	17°
41	Tmp	110	12.079	14:22:36.03	14:22:36.19	0	0.2s	+2	17°	17°
42	Tmp	112	12.374	14:23:11.20	14:23:11.46	0	0.3s	+3	21°	17°
43	Tmp	114	12.922	14:24:21.55	14:24:22.04	0	0.5s	+5	13°	18°
44	Tmp	124	1.791	15:08:27.57	15:08:27.76	0	0.2s	+2	18°	18°
45	Tmp	129	4.728	15:13:30.88	15:13:31.81	0	0.9s	+9	27°	18°
46	Tmp	133	6.318	15:16:05.39	15:16:06.60	0	1.2s	+12	28°	18°
47	Tmp	138	0.396	15:20:51.80	15:20:51.83	0	0.0s	0	3°	18°
48	Tmp	139	0.641	15:21:24.06	15:21:24.20	0	0.1s	+1	7°	18°
49	Tmp	142	1.113	15:22:07.06	15:22:07.58	0	0.5s	+5	14°	18°
50	Tmp	144	1.712	15:23:10.05	15:23:10.39	0	0.3s	+3	13°	17°
51	Tmp	146	2.013	15:23:47.50	15:23:47.29	0	0.2s	-2	15°	17°
52	Tmp	147	2.215	15:24:11.74	15:24:11.62	0	0.1s	-1	6°	17°
53	Tmp	149	2.498	15:24:44.25	15:24:44.13	0	0.1s	-1	7°	17°
54	Tmp	151	2.742	15:25:10.83	15:25:11.95	0	1.1s	+11	9°	17°
55	Tmp	153	2.945	15:25:30.11	15:25:30.43	0	0.3s	+3	4°	17°
56	Tmp	157	3.333	15:26:14.55	15:26:14.57	0	0.0s	0	4°	16°
57	Tmp	162	4.086	15:27:39.74	15:27:42.49	0	2.8s	[+28]	27°	15°

PC	Tp	Trc	DistPC	Ideal	Passagem	Pen	Erro	Pontos	NoPC	AtePC
58	Tmp	164	4.357	15:28:13.06	15:28:13.46	0	0.4s	+4	13°	15°
59	Tmp	167	4.647	15:28:49.23	15:28:52.00	0	2.8s	[+28]	16°	14°
60	Tmp	169	4.926	15:29:13.95	15:29:14.08	0	0.1s	+1	10°	14°
61	Tmp	170	5.116	15:29:32.99	15:29:33.73	0	0.7s	+7	23°	13°
62	Tmp	171	5.558	15:30:24.81	15:30:28.33	0	3.5s	[+35]	19°	12°
63	Tmp	174	5.925	15:30:59.85	15:31:01.32	0	1.5s	+15	27°	13°
64	Tmp	176	6.374	15:31:46.56	15:31:46.47	0	0.1s	-1	9°	13°
65	Tmp	179	6.729	15:32:32.40	15:32:32.87	0	0.5s	+5	19°	13°
66	Tmp	181	7.027	15:32:56.92	15:32:57.31	0	0.4s	+4	20°	13°

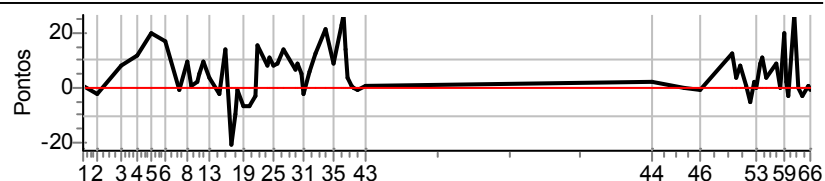
Num	129	Pen	0	PCZ	4	Total PP	330	Col. Final	13°
-----	-----	-----	---	-----	---	----------	-----	------------	-----



Performance Individual

PC	Tp	Trc	DistPC	Ideal	Passagem	Pen	Erro	Pontos	NoPC	AtePC
N	130	130 / Flavio Trento / Alberto Minski Junior								
u		Cat / NL / Largada GRADUADO / 41 / 08:41:00								
m	19°	Laranjeiras do Sul TROLLER								
PC	Tp	Trc	DistPC	Ideal	Passagem	Pen	Erro	Pontos	NoPC	AtePC
1	Tmp	4	11.209	13:51:53.32	13:51:53.38	0	0.1s	+1	8°	8°
2	Tmp	7	12.631	13:54:10.84	13:54:10.60	0	0.2s	-2	17°	16°
3	Tmp	11	14.756	13:57:51.41	13:57:52.20	0	0.8s	+8	22°	17°
4	Tmp	12	16.190	14:00:06.38	14:00:07.60	0	1.2s	+12	27°	22°
5	Tmp	15	17.631	14:02:32.12	14:02:34.15	0	2.0s	+20	27°	24°
6	Tmp	18	19.050	14:04:33.29	14:04:34.97	0	1.7s	+17	26°	26°
7	Tmp	18	20.378	14:06:35.88	14:06:35.77	0	0.1s	-1	9°	26°
8	Tmp	20	0.578	14:07:56.49	14:07:57.50	0	1.0s	+10	20°	24°
9	Tmp	22	0.868	14:08:33.41	14:08:33.50	0	0.1s	+1	8°	23°
10	Tmp	25	1.220	14:09:24.26	14:09:24.45	0	0.2s	+2	7°	23°
11	Tmp	27	1.431	14:09:51.67	14:09:52.21	0	0.5s	+5	10°	23°
12	Tmp	29	1.732	14:10:28.81	14:10:29.80	0	1.0s	+10	16°	23°
13	Tmp	33	2.138	14:11:24.94	14:11:25.33	0	0.4s	+4	21°	23°
14	Tmp	37	2.987	14:12:55.14	14:12:54.99	0	0.2s	-2	12°	21°
15	Tmp	40	3.330	14:13:53.25	14:13:54.69	0	1.4s	+14	23°	22°
16	Tmp	44	3.768	14:14:51.72	14:14:49.59	0	2.1s	[-21]	28°	25°
17	Tmp	45	4.011	14:15:23.92	14:15:22.90	0	1.0s	-10	26°	26°
18	Tmp	46	4.293	14:15:48.58	14:15:48.53	0	0.1s	-1	6°	25°
19	Tmp	52	4.676	14:16:43.64	14:16:42.90	0	0.7s	-7	17°	26°
20	Tmp	54	5.014	14:17:21.55	14:17:20.84	0	0.7s	-7	21°	24°
21	Tmp	57	5.380	14:18:20.16	14:18:19.89	0	0.3s	-3	8°	23°
22	Tmp	59	5.584	14:18:43.83	14:18:45.46	0	1.6s	+16	3°	23°
23	Tmp	63	6.272	14:20:11.23	14:20:12.01	0	0.8s	+8	22°	23°
24	Tmp	64	6.513	14:20:32.75	14:20:33.85	0	1.1s	+11	28°	23°
25	Tmp	69	6.777	14:21:15.65	14:21:16.49	0	0.8s	+8	22°	25°
26	Tmp	71	7.116	14:21:49.58	14:21:50.52	0	0.9s	+9	13°	23°
27	Tmp	76	7.607	14:22:50.64	14:22:52.04	0	1.4s	+14	21°	24°
28	Tmp	79	8.175	14:24:30.01	14:24:30.74	0	0.7s	+7	27°	24°
29	Tmp	81	8.470	14:24:59.47	14:25:00.39	0	0.9s	+9	16°	23°
30	Tmp	83	8.748	14:25:30.10	14:25:30.63	0	0.5s	+5	19°	23°
31	Tmp	85	8.924	14:25:48.24	14:25:48.08	0	0.2s	-2	15°	23°
32	Tmp	88	9.250	14:26:51.98	14:26:52.55	0	0.6s	+6	25°	23°
33	Tmp	90	9.588	14:27:43.98	14:27:45.30	0	1.3s	+13	23°	23°
34	Tmp	94	10.163	14:29:13.57	14:29:15.78	0	2.2s	[+22]	17°	22°
35	Tmp	99	10.640	14:30:33.29	14:30:34.21	0	0.9s	+9	27°	22°
36	Tmp	102	11.004	14:31:39.29	14:31:41.55	0	2.3s	[+23]	28°	25°
37	Tmp	104	11.145	14:32:01.42	14:32:04.10	0	2.7s	[+27]	25°	24°
38	Tmp	105	11.295	14:32:19.11	14:32:20.49	0	1.4s	+14	27°	25°
39	Tmp	107	11.497	14:32:39.96	14:32:40.32	0	0.4s	+4	21°	24°
40	Tmp	109	11.855	14:33:13.26	14:33:13.38	0	0.1s	+1	7°	24°
41	Tmp	110	12.079	14:33:36.03	14:33:36.03	0	0.0s	0	4°	24°
42	Tmp	112	12.374	14:34:11.20	14:34:11.09	0	0.1s	-1	11°	24°
43	Tmp	114	12.922	14:35:21.55	14:35:21.62	0	0.1s	+1	3°	24°
44	Tmp	124	1.791	15:19:27.57	15:19:27.74	0	0.2s	+2	15°	24°
45	Tmp	129	4.728	15:24:30.88	15:24:30.92	0	0.0s	0	1°	24°
46	Tmp	133	6.318	15:27:05.39	15:27:05.28	0	0.1s	-1	4°	24°
47	Tmp	138	0.396	15:31:51.80	15:31:53.08	0	1.3s	+13	23°	24°
48	Tmp	139	0.641	15:32:24.06	15:32:24.43	0	0.4s	+4	14°	24°
49	Tmp	142	1.113	15:33:07.06	15:33:07.89	0	0.8s	+8	17°	24°
50	Tmp	144	1.712	15:34:10.05	15:34:10.19	0	0.1s	+1	3°	24°
51	Tmp	146	2.013	15:34:47.50	15:34:47.03	0	0.5s	-5	19°	24°
52	Tmp	147	2.215	15:35:11.74	15:35:11.93	0	0.2s	+2	9°	24°
53	Tmp	149	2.498	15:35:44.25	15:35:44.24	0	0.0s	0	4°	24°
54	Tmp	151	2.742	15:36:10.83	15:36:11.76	0	0.9s	+9	7°	23°
55	Tmp	153	2.945	15:36:30.11	15:36:31.19	0	1.1s	+11	20°	23°
56	Tmp	157	3.333	15:37:14.55	15:37:14.97	0	0.4s	+4	12°	23°
57	Tmp	162	4.086	15:38:39.74	15:38:40.65	0	0.9s	+9	10°	23°

PC	Tp	Trc	DistPC	Ideal	Passagem	Pen	Erro	Pontos	NoPC	AtePC
58	Tmp	164	4.357	15:39:13.06	15:39:13.03	0	0.0s	0	3°	22°
59	Tmp	167	4.647	15:39:49.23	15:39:51.18	0	2.0s	+20	13°	22°
60	Tmp	169	4.926	15:40:13.95	15:40:14.13	0	0.2s	+2	11°	22°
61	Tmp	170	5.116	15:40:32.99	15:40:32.74	0	0.3s	-3	11°	22°
62	Tmp	171	5.558	15:41:24.81	15:41:27.55	0	2.7s	[+27]	5°	20°
63	Tmp	174	5.925	15:41:59.85	15:41:59.81	0	0.0s	0	1°	20°
64	Tmp	176	6.374	15:42:46.56	15:42:46.27	0	0.3s	-3	13°	19°
65	Tmp	179	6.729	15:43:32.40	15:43:32.50	0	0.1s	+1	6°	19°
66	Tmp	181	7.027	15:43:56.92	15:43:56.83	0	0.1s	-1	8°	19°
Num	130	Pen	0	PCZ	5	Total PP	374	Col. Final	19°	

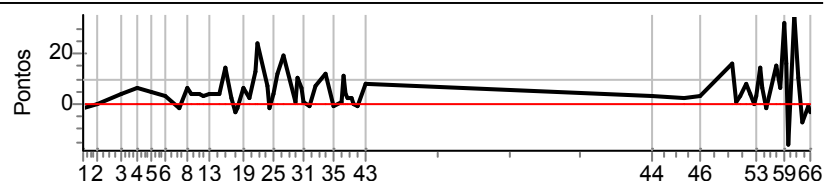


Performance Individual

PC	Tp	Trc	DistPC	Ideal	Passagem	Pen	Erro	Pontos	NoPC	AtePC
N	131	131 / Ednilso Leonel Borguezani / Joel Kravtchenko								
u		Cat / NL / Largada GRADUADO / 56 / 08:56:00								
m	12°	Curitiba TROLLER								
PC	Tp	Trc	DistPC	Ideal	Passagem	Pen	Erro	Pontos	NoPC	AtePC
1	Tmp	4	11.209	14:06:53.32	14:06:53.11	0	0.2s	-2	12°	12°
2	Tmp	7	12.631	14:09:10.84	14:09:10.88	0	0.0s	0	1°	2°
3	Tmp	11	14.756	14:12:51.41	14:12:51.82	0	0.4s	+4	9°	5°
4	Tmp	12	16.190	14:15:06.38	14:15:06.94	0	0.6s	+6	18°	11°
5	Tmp	15	17.631	14:17:32.12	14:17:32.62	0	0.5s	+5	6°	11°
6	Tmp	18	19.050	14:19:33.29	14:19:33.60	0	0.3s	+3	5°	7°
7	Tmp	18	20.378	14:21:35.88	14:21:35.72	0	0.2s	-2	14°	8°
8	Tmp	20	0.578	14:22:56.49	14:22:57.13	0	0.6s	+6	12°	10°
9	Tmp	22	0.868	14:23:33.41	14:23:33.81	0	0.4s	+4	19°	10°
10	Tmp	25	1.220	14:24:24.26	14:24:24.67	0	0.4s	+4	8°	10°
11	Tmp	27	1.431	14:24:51.67	14:24:52.09	0	0.4s	+4	7°	10°
12	Tmp	29	1.732	14:25:28.81	14:25:29.13	0	0.3s	+3	5°	10°
13	Tmp	33	2.138	14:26:24.94	14:26:25.32	0	0.4s	+4	19°	7°
14	Tmp	37	2.987	14:27:55.14	14:27:55.49	0	0.4s	+4	14°	7°
15	Tmp	40	3.330	14:28:53.25	14:28:54.69	0	1.4s	+14	22°	9°
16	Tmp	44	3.768	14:29:51.72	14:29:51.93	0	0.2s	+2	4°	7°
17	Tmp	45	4.011	14:30:23.92	14:30:23.60	0	0.3s	-3	15°	6°
18	Tmp	46	4.293	14:30:48.58	14:30:48.34	0	0.2s	-2	8°	6°
19	Tmp	52	4.676	14:31:43.64	14:31:44.26	0	0.6s	+6	14°	5°
20	Tmp	54	5.014	14:32:21.55	14:32:21.71	0	0.2s	+2	8°	5°
21	Tmp	57	5.380	14:33:20.16	14:33:21.46	0	1.3s	+13	22°	7°
22	Tmp	59	5.584	14:33:43.83	14:33:46.23	0	2.4s	[+24]	11°	7°
23	Tmp	63	6.272	14:35:11.23	14:35:11.89	0	0.7s	+7	19°	8°
24	Tmp	64	6.513	14:35:32.75	14:35:32.57	0	0.2s	-2	7°	7°
25	Tmp	69	6.777	14:36:15.65	14:36:16.01	0	0.4s	+4	7°	8°
26	Tmp	71	7.116	14:36:49.58	14:36:50.79	0	1.2s	+12	22°	8°
27	Tmp	76	7.607	14:37:50.64	14:37:52.52	0	1.9s	[+19]	26°	10°
28	Tmp	79	8.175	14:39:30.01	14:39:30.14	0	0.1s	+1	2°	10°
29	Tmp	81	8.470	14:39:59.47	14:40:00.49	0	1.0s	+10	19°	9°
30	Tmp	83	8.748	14:40:30.10	14:40:30.68	0	0.6s	+6	21°	10°
31	Tmp	85	8.924	14:40:48.24	14:40:48.38	0	0.1s	+1	4°	10°
32	Tmp	88	9.250	14:41:51.98	14:41:51.91	0	0.1s	-1	5°	10°
33	Tmp	90	9.588	14:42:43.98	14:42:44.65	0	0.7s	+7	9°	10°
34	Tmp	94	10.163	14:44:13.57	14:44:14.79	0	1.2s	+12	3°	10°
35	Tmp	99	10.640	14:45:33.29	14:45:33.22	0	0.1s	-1	1°	8°
36	Tmp	102	11.004	14:46:39.29	14:46:39.39	0	0.1s	+1	4°	8°
37	Tmp	104	11.145	14:47:01.42	14:47:02.56	0	1.1s	+11	13°	8°
38	Tmp	105	11.295	14:47:19.11	14:47:19.54	0	0.4s	+4	14°	8°
39	Tmp	107	11.497	14:47:39.96	14:47:40.16	0	0.2s	+2	12°	8°
40	Tmp	109	11.855	14:48:13.26	14:48:13.49	0	0.2s	+2	9°	8°
41	Tmp	110	12.079	14:48:36.03	14:48:36.03	0	0.0s	0	1°	8°
42	Tmp	112	12.374	14:49:11.20	14:49:11.06	0	0.1s	-1	6°	8°
43	Tmp	114	12.922	14:50:21.55	14:50:22.38	0	0.8s	+8	19°	9°
44	Tmp	124	1.791	15:34:27.57	15:34:27.88	0	0.3s	+3	19°	9°
45	Tmp	129	4.728	15:39:30.88	15:39:31.10	0	0.2s	+2	11°	9°
46	Tmp	133	6.318	15:42:05.39	15:42:05.70	0	0.3s	+3	9°	8°
47	Tmp	138	0.396	15:46:51.80	15:46:53.40	0	1.6s	[+16]	26°	9°
48	Tmp	139	0.641	15:47:24.06	15:47:24.15	0	0.1s	+1	4°	9°
49	Tmp	142	1.113	15:48:07.06	15:48:07.40	0	0.3s	+3	6°	9°
50	Tmp	144	1.712	15:49:10.05	15:49:10.85	0	0.8s	+8	21°	10°
51	Tmp	146	2.013	15:49:47.50	15:49:47.88	0	0.4s	+4	17°	10°
52	Tmp	147	2.215	15:50:11.74	15:50:11.74	0	0.0s	0	1°	10°
53	Tmp	149	2.498	15:50:44.25	15:50:44.51	0	0.3s	+3	20°	10°
54	Tmp	151	2.742	15:51:10.83	15:51:12.22	0	1.4s	+14	14°	10°
55	Tmp	153	2.945	15:51:30.11	15:51:30.73	0	0.6s	+6	10°	10°
56	Tmp	157	3.333	15:52:14.55	15:52:14.34	0	0.2s	-2	5°	10°
57	Tmp	162	4.086	15:53:39.74	15:53:41.24	0	1.5s	+15	20°	10°

PC	Tp	Trc	DistPC	Ideal	Passagem	Pen	Erro	Pontos	NoPC	AtePC
58	Tmp	164	4.357	15:54:13.06	15:54:13.70	0	0.6s	+6	17°	10°
59	Tmp	167	4.647	15:54:49.23	15:54:52.45	0	3.2s	+32	20°	10°
60	Tmp	169	4.926	15:55:13.95	15:55:15.56	0	1.6s	[+16]	25°	10°
61	Tmp	170	5.116	15:55:32.99	15:55:31.36	0	1.6s	-16	27°	11°
62	Tmp	171	5.558	15:56:24.81	15:56:28.29	0	3.5s	[+35]	17°	11°
63	Tmp	174	5.925	15:56:59.85	15:57:00.81	0	1.0s	+10	22°	12°
64	Tmp	176	6.374	15:57:46.56	15:57:45.82	0	0.7s	-7	20°	12°
65	Tmp	179	6.729	15:58:32.40	15:58:32.33	0	0.1s	-1	3°	12°
66	Tmp	181	7.027	15:58:56.92	15:58:56.60	0	0.3s	-3	17°	12°

Num	131	Pen	0	PCZ	3	Total PP	325	Col. Final	12°
-----	-----	-----	---	-----	---	----------	-----	------------	-----

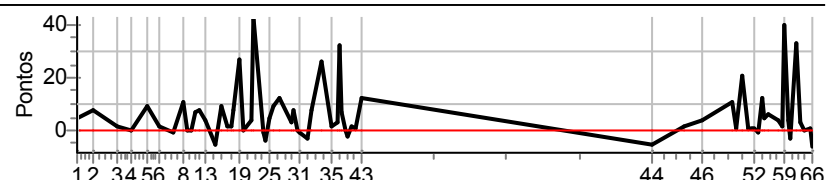


Performance Individual

PC	Tp	Trc	DistPC	Ideal	Passagem	Pen	Erro	Pontos	NoPC	AtePC
N	132	132 / Erolf Schotten / Jean Luis Ropelato								
u		Cat / NL / Largada GRADUADO / 50 / 08:50:00								
m	15°	Rio do Sul TROLLER								
PC	Tp	Trc	DistPC	Ideal	Passagem	Pen	Erro	Pontos	NoPC	AtePC
1	Tmp	4	11.209	14:00:53.32	14:00:53.86	0	0.5s	+5	23°	23°
2	Tmp	7	12.631	14:03:10.84	14:03:11.62	0	0.8s	+8	26°	27°
3	Tmp	11	14.756	14:06:51.41	14:06:51.58	0	0.2s	+2	4°	22°
4	Tmp	12	16.190	14:09:06.38	14:09:06.40	0	0.0s	0	2°	14°
5	Tmp	15	17.631	14:11:32.12	14:11:32.97	0	0.9s	+9	17°	14°
6	Tmp	18	19.050	14:13:33.29	14:13:33.51	0	0.2s	+2	3°	11°
7	Tmp	18	20.378	14:15:35.88	14:15:35.79	0	0.1s	-1	6°	10°
8	Tmp	20	0.578	14:16:56.49	14:16:57.58	0	1.1s	+11	21°	13°
9	Tmp	22	0.868	14:17:33.41	14:17:33.41	0	0.0s	0	2°	12°
10	Tmp	25	1.220	14:18:24.26	14:18:24.23	0	0.0s	0	1°	8°
11	Tmp	27	1.431	14:18:51.67	14:18:52.32	0	0.7s	+7	18°	11°
12	Tmp	29	1.732	14:19:28.81	14:19:29.57	0	0.8s	+8	12°	11°
13	Tmp	33	2.138	14:20:24.94	14:20:25.30	0	0.4s	+4	20°	11°
14	Tmp	37	2.987	14:21:55.14	14:21:54.66	0	0.5s	-5	18°	12°
15	Tmp	40	3.330	14:22:53.25	14:22:54.16	0	0.9s	+9	17°	13°
16	Tmp	44	3.768	14:23:51.72	14:23:51.88	0	0.2s	+2	5°	12°
17	Tmp	45	4.011	14:24:23.92	14:24:24.13	0	0.2s	+2	10°	11°
18	Tmp	46	4.293	14:24:48.58	14:24:49.40	0	0.8s	+8	25°	12°
19	Tmp	52	4.676	14:25:43.64	14:25:46.36	0	2.7s	[+27]	26°	14°
20	Tmp	54	5.014	14:26:21.55	14:26:21.55	0	0.0s	0	1°	11°
21	Tmp	57	5.380	14:27:20.16	14:27:20.58	0	0.4s	+4	10°	11°
22	Tmp	59	5.584	14:27:43.83	14:27:48.08	0	4.3s	[+43]	24°	11°
23	Tmp	63	6.272	14:29:11.23	14:29:11.10	0	0.1s	-1	1°	9°
24	Tmp	64	6.513	14:29:32.75	14:29:32.31	0	0.4s	-4	17°	10°
25	Tmp	69	6.777	14:30:15.65	14:30:16.14	0	0.5s	+5	10°	9°
26	Tmp	71	7.116	14:30:49.58	14:30:50.48	0	0.9s	+9	12°	9°
27	Tmp	76	7.607	14:31:50.64	14:31:51.79	0	1.2s	[+12]	13°	11°
28	Tmp	79	8.175	14:33:30.01	14:33:30.26	0	0.3s	+3	14°	11°
29	Tmp	81	8.470	14:33:59.47	14:34:00.24	0	0.8s	+8	12°	11°
30	Tmp	83	8.748	14:34:30.10	14:34:30.14	0	0.0s	0	2°	9°
31	Tmp	85	8.924	14:34:48.24	14:34:48.11	0	0.1s	-1	7°	9°
32	Tmp	88	9.250	14:35:51.98	14:35:51.72	0	0.3s	-3	18°	9°
33	Tmp	90	9.588	14:36:43.98	14:36:44.76	0	0.8s	+8	11°	9°
34	Tmp	94	10.163	14:38:13.57	14:38:16.18	0	2.6s	[+26]	19°	9°
35	Tmp	99	10.640	14:39:33.29	14:39:33.51	0	0.2s	+2	10°	9°
36	Tmp	102	11.004	14:40:39.29	14:40:39.56	0	0.3s	+3	12°	9°
37	Tmp	104	11.145	14:41:01.42	14:41:04.63	0	3.2s	+32	27°	14°
38	Tmp	105	11.295	14:41:19.11	14:41:19.76	0	0.7s	+7	20°	14°
39	Tmp	107	11.497	14:41:39.96	14:41:39.96	0	0.0s	0	1°	14°
40	Tmp	109	11.855	14:42:13.26	14:42:13.10	0	0.2s	-2	11°	12°
41	Tmp	110	12.079	14:42:36.03	14:42:36.26	0	0.2s	+2	14°	12°
42	Tmp	112	12.374	14:43:11.20	14:43:11.31	0	0.1s	+1	8°	12°
43	Tmp	114	12.922	14:44:21.55	14:44:22.76	0	1.2s	+12	26°	12°
44	Tmp	124	1.791	15:28:27.57	15:28:27.06	0	0.5s	-5	24°	15°
45	Tmp	129	4.728	15:33:30.88	15:33:31.09	0	0.2s	+2	13°	13°
46	Tmp	133	6.318	15:36:05.39	15:36:05.77	0	0.4s	+4	13°	13°
47	Tmp	138	0.396	15:40:51.80	15:40:52.85	0	1.1s	+11	20°	14°
48	Tmp	139	0.641	15:41:24.06	15:41:24.15	0	0.1s	+1	5°	14°
49	Tmp	142	1.113	15:42:07.06	15:42:09.20	0	2.1s	[+21]	28°	15°
50	Tmp	144	1.712	15:43:10.05	15:43:10.19	0	0.1s	+1	2°	15°
51	Tmp	146	2.013	15:43:47.50	15:43:47.56	0	0.1s	+1	6°	13°
52	Tmp	147	2.215	15:44:11.74	15:44:11.87	0	0.1s	+1	4°	12°
53	Tmp	149	2.498	15:44:44.25	15:44:44.19	0	0.1s	-1	6°	12°
54	Tmp	151	2.742	15:45:10.83	15:45:12.01	0	1.2s	+12	11°	12°
55	Tmp	153	2.945	15:45:30.11	15:45:30.61	0	0.5s	+5	7°	12°
56	Tmp	157	3.333	15:46:14.55	15:46:15.16	0	0.6s	+6	15°	12°
57	Tmp	162	4.086	15:47:39.74	15:47:40.09	0	0.4s	+4	4°	11°

PC	Tp	Trc	DistPC	Ideal	Passagem	Pen	Erro	Pontos	NoPC	AtePC
58	Tmp	164	4.357	15:48:13.06	15:48:13.24	0	0.2s	+2	6°	12°
59	Tmp	167	4.647	15:48:49.23	15:48:53.20	0	4.0s	+40	24°	15°
60	Tmp	169	4.926	15:49:13.95	15:49:14.33	0	0.4s	+4	17°	15°
61	Tmp	170	5.116	15:49:32.99	15:49:32.65	0	0.3s	-3	9°	15°
62	Tmp	171	5.558	15:50:24.81	15:50:28.10	0	3.3s	+33	14°	15°
63	Tmp	174	5.925	15:50:59.85	15:51:00.19	0	0.3s	+3	7°	15°
64	Tmp	176	6.374	15:51:46.56	15:51:46.53	0	0.0s	0	1°	14°
65	Tmp	179	6.729	15:52:32.40	15:52:32.47	0	0.1s	+1	4°	14°
66	Tmp	181	7.027	15:52:56.92	15:52:56.34	0	0.6s	-6	23°	15°

Num	132	Pen	0	PCZ	7	Total PP	336	Col. Final	15°
-----	-----	-----	---	-----	---	----------	-----	------------	-----

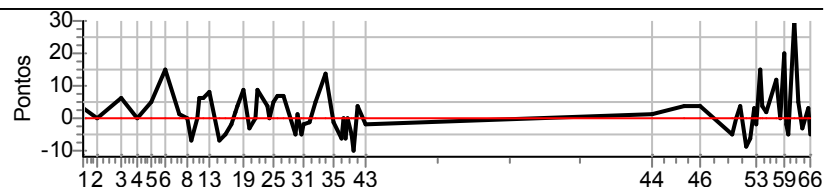


Performance Individual

PC	Tp	Trc	DistPC	Ideal	Passagem	Pen	Erro	Pontos	NoPC	AtePC
N	133	133 / Raniero Magnabosco Laghi / Volnei Correa da Silva								
u	4°	Cat / NL / Largada GRADUADO / 34 / 08:34:00								
m		Lages PAJERO FULL								
PC	Tp	Trc	DistPC	Ideal	Passagem	Pen	Erro	Pontos	NoPC	AtePC
1	Tmp	4	11.209	13:44:53.32	13:44:53.62	0	0.3s	+3	19°	19°
2	Tmp	7	12.631	13:47:10.84	13:47:10.85	0	0.0s	0	6°	8°
3	Tmp	11	14.756	13:50:51.41	13:50:51.96	0	0.6s	+6	14°	14°
4	Tmp	12	16.190	13:53:06.38	13:53:06.38	0	0.0s	0	4°	4°
5	Tmp	15	17.631	13:55:32.12	13:55:32.64	0	0.5s	+5	7°	7°
6	Tmp	18	19.050	13:57:33.29	13:57:34.81	0	1.5s	[+15]	24°	8°
7	Tmp	18	20.378	13:59:35.88	13:59:35.95	0	0.1s	+1	11°	7°
8	Tmp	20	0.578	14:00:56.49	14:00:56.53	0	0.0s	0	1°	3°
9	Tmp	22	0.868	14:01:33.41	14:01:32.75	0	0.7s	-7	24°	8°
10	Tmp	25	1.220	14:02:24.26	14:02:24.22	0	0.0s	0	2°	6°
11	Tmp	27	1.431	14:02:51.67	14:02:52.27	0	0.6s	+6	14°	6°
12	Tmp	29	1.732	14:03:28.81	14:03:29.39	0	0.6s	+6	10°	5°
13	Tmp	33	2.138	14:04:24.94	14:04:25.71	0	0.8s	+8	27°	10°
14	Tmp	37	2.987	14:05:55.14	14:05:54.43	0	0.7s	-7	21°	11°
15	Tmp	40	3.330	14:06:53.25	14:06:52.74	0	0.5s	-5	12°	11°
16	Tmp	44	3.768	14:07:51.72	14:07:51.53	0	0.2s	-2	7°	9°
17	Tmp	45	4.011	14:08:23.92	14:08:24.12	0	0.2s	+2	14°	8°
18	Tmp	46	4.293	14:08:48.58	14:08:48.97	0	0.4s	+4	15°	7°
19	Tmp	52	4.676	14:09:43.64	14:09:44.55	0	0.9s	+9	21°	10°
20	Tmp	54	5.014	14:10:21.55	14:10:21.30	0	0.3s	-3	12°	9°
21	Tmp	57	5.380	14:11:20.16	14:11:20.19	0	0.0s	0	3°	6°
22	Tmp	59	5.584	14:11:43.83	14:11:44.73	0	0.9s	+9	1°	5°
23	Tmp	63	6.272	14:13:11.23	14:13:11.64	0	0.4s	+4	14°	5°
24	Tmp	64	6.513	14:13:32.75	14:13:32.72	0	0.0s	0	4°	5°
25	Tmp	69	6.777	14:14:15.65	14:14:16.16	0	0.5s	+5	12°	4°
26	Tmp	71	7.116	14:14:49.58	14:14:50.25	0	0.7s	+7	11°	5°
27	Tmp	76	7.607	14:15:50.64	14:15:51.31	0	0.7s	+7	8°	5°
28	Tmp	79	8.175	14:17:30.01	14:17:29.54	0	0.5s	-5	23°	5°
29	Tmp	81	8.470	14:17:59.47	14:17:59.52	0	0.1s	+1	3°	4°
30	Tmp	83	8.748	14:18:30.10	14:18:29.65	0	0.5s	-5	20°	4°
31	Tmp	85	8.924	14:18:48.24	14:18:48.07	0	0.2s	-2	18°	4°
32	Tmp	88	9.250	14:19:51.98	14:19:51.91	0	0.1s	-1	9°	4°
33	Tmp	90	9.588	14:20:43.98	14:20:44.50	0	0.5s	+5	8°	3°
34	Tmp	94	10.163	14:22:13.57	14:22:14.99	0	1.4s	[+14]	9°	3°
35	Tmp	99	10.640	14:23:33.29	14:23:33.22	0	0.1s	-1	5°	3°
36	Tmp	102	11.004	14:24:39.29	14:24:38.69	0	0.6s	-6	19°	3°
37	Tmp	104	11.145	14:25:01.42	14:25:01.41	0	0.0s	0	1°	3°
38	Tmp	105	11.295	14:25:19.11	14:25:18.56	0	0.6s	-6	17°	3°
39	Tmp	107	11.497	14:25:39.96	14:25:40.00	0	0.0s	0	6°	3°
40	Tmp	109	11.855	14:26:13.26	14:26:12.78	0	0.5s	-5	24°	3°
41	Tmp	110	12.079	14:26:36.03	14:26:35.03	0	1.0s	-10	27°	5°
42	Tmp	112	12.374	14:27:11.20	14:27:11.63	0	0.4s	+4	24°	5°
43	Tmp	114	12.922	14:28:21.55	14:28:21.31	0	0.2s	-2	7°	5°
44	Tmp	124	1.791	15:12:27.57	15:12:27.69	0	0.1s	+1	11°	5°
45	Tmp	129	4.728	15:17:30.88	15:17:31.29	0	0.4s	+4	21°	6°
46	Tmp	133	6.318	15:20:05.39	15:20:05.79	0	0.4s	+4	16°	6°
47	Tmp	138	0.396	15:24:51.80	15:24:51.34	0	0.5s	-5	15°	5°
48	Tmp	139	0.641	15:25:24.06	15:25:24.09	0	0.0s	0	3°	4°
49	Tmp	142	1.113	15:26:07.06	15:26:07.41	0	0.4s	+4	11°	4°
50	Tmp	144	1.712	15:27:10.05	15:27:09.18	0	0.9s	-9	25°	5°
51	Tmp	146	2.013	15:27:47.50	15:27:46.94	0	0.6s	-6	22°	5°
52	Tmp	147	2.215	15:28:11.74	15:28:12.02	0	0.3s	+3	16°	5°
53	Tmp	149	2.498	15:28:44.25	15:28:44.05	0	0.2s	-2	16°	5°
54	Tmp	151	2.742	15:29:10.83	15:29:12.33	0	1.5s	[+15]	18°	5°
55	Tmp	153	2.945	15:29:30.11	15:29:30.54	0	0.4s	+4	6°	5°
56	Tmp	157	3.333	15:30:14.55	15:30:14.74	0	0.2s	+2	9°	5°
57	Tmp	162	4.086	15:31:39.74	15:31:40.93	0	1.2s	+12	15°	5°

PC	Tp	Trc	DistPC	Ideal	Passagem	Pen	Erro	Pontos	NoPC	AtePC
58	Tmp	164	4.357	15:32:13.06	15:32:13.08	0	0.0s	0	5°	5°
59	Tmp	167	4.647	15:32:49.23	15:32:51.20	0	2.0s	[+20]	15°	5°
60	Tmp	169	4.926	15:33:13.95	15:33:13.78	0	0.2s	-2	13°	4°
61	Tmp	170	5.116	15:33:32.99	15:33:32.48	0	0.5s	-5	15°	4°
62	Tmp	171	5.558	15:34:24.81	15:34:27.77	0	3.0s	[+30]	9°	4°
63	Tmp	174	5.925	15:34:59.85	15:35:00.33	0	0.5s	+5	16°	4°
64	Tmp	176	6.374	15:35:46.56	15:35:46.23	0	0.3s	-3	16°	4°
65	Tmp	179	6.729	15:36:32.40	15:36:32.71	0	0.3s	+3	13°	4°
66	Tmp	181	7.027	15:36:56.92	15:36:56.46	0	0.5s	-5	22°	4°

Num	133	Pen	0	PCZ	10	Total PP	238	Col. Final	4°
-----	-----	-----	---	-----	----	----------	-----	------------	----

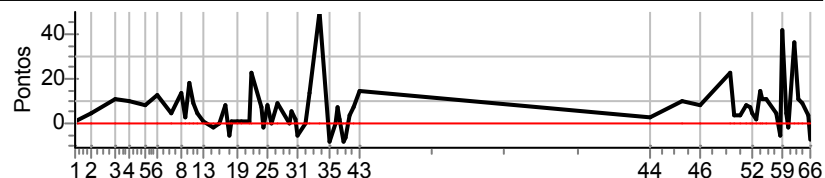


Performance Individual

PC	Tp	Trc	DistPC	Ideal	Passagem	Pen	Erro	Pontos	NoPC	AtePC
N	134	134 / Dorivaldo Mueller / Bianca Mueller								
u		Cat / NL / Largada GRADUADO / 47 / 08:47:00								
m	22°	Rio Negrinho TROLLER								
PC	Tp	Trc	DistPC	Ideal	Passagem	Pen	Erro	Pontos	NoPC	AtePC
1	Tmp	4	11.209	13:57:53.32	13:57:53.45	0	0.1s	+1	5°	5°
2	Tmp	7	12.631	14:00:10.84	14:00:11.32	0	0.5s	+5	25°	20°
3	Tmp	11	14.756	14:03:51.41	14:03:52.51	0	1.1s	+11	27°	21°
4	Tmp	12	16.190	14:06:06.38	14:06:07.37	0	1.0s	+10	23°	26°
5	Tmp	15	17.631	14:08:32.12	14:08:32.90	0	0.8s	+8	13°	25°
6	Tmp	18	19.050	14:10:33.29	14:10:34.62	0	1.3s	+13	23°	23°
7	Tmp	18	20.378	14:12:35.88	14:12:36.37	0	0.5s	+5	26°	25°
8	Tmp	20	0.578	14:13:56.49	14:13:57.87	0	1.4s	+14	26°	26°
9	Tmp	22	0.868	14:14:33.41	14:14:33.68	0	0.3s	+3	15°	24°
10	Tmp	25	1.220	14:15:24.26	14:15:26.08	0	1.8s	[+18]	28°	26°
11	Tmp	27	1.431	14:15:51.67	14:15:52.52	0	0.9s	+9	22°	26°
12	Tmp	29	1.732	14:16:28.81	14:16:29.35	0	0.5s	+5	8°	26°
13	Tmp	33	2.138	14:17:24.94	14:17:25.08	0	0.1s	+1	6°	26°
14	Tmp	37	2.987	14:18:55.14	14:18:54.93	0	0.2s	-2	11°	24°
15	Tmp	40	3.330	14:19:53.25	14:19:53.22	0	0.0s	0	1°	23°
16	Tmp	44	3.768	14:20:51.72	14:20:52.51	0	0.8s	+8	19°	22°
17	Tmp	45	4.011	14:21:23.92	14:21:23.38	0	0.5s	-5	21°	23°
18	Tmp	46	4.293	14:21:48.58	14:21:48.64	0	0.1s	+1	3°	22°
19	Tmp	52	4.676	14:22:43.64	14:22:43.75	0	0.1s	+1	3°	20°
20	Tmp	54	5.014	14:23:21.55	14:23:21.61	0	0.1s	+1	4°	19°
21	Tmp	57	5.380	14:24:20.16	14:24:20.23	0	0.1s	+1	4°	17°
22	Tmp	59	5.584	14:24:43.83	14:24:46.17	0	2.3s	[+23]	9°	18°
23	Tmp	63	6.272	14:26:11.23	14:26:11.95	0	0.7s	+7	20°	18°
24	Tmp	64	6.513	14:26:32.75	14:26:32.59	0	0.2s	-2	10°	17°
25	Tmp	69	6.777	14:27:15.65	14:27:16.49	0	0.8s	+8	21°	19°
26	Tmp	71	7.116	14:27:49.58	14:27:49.57	0	0.0s	0	1°	15°
27	Tmp	76	7.607	14:28:50.64	14:28:51.51	0	0.9s	+9	11°	14°
28	Tmp	79	8.175	14:30:30.01	14:30:30.01	0	0.0s	0	1°	14°
29	Tmp	81	8.470	14:30:59.47	14:31:00.04	0	0.6s	+6	8°	13°
30	Tmp	83	8.748	14:31:30.10	14:31:30.34	0	0.2s	+2	9°	13°
31	Tmp	85	8.924	14:31:48.24	14:31:47.76	0	0.5s	-5	22°	13°
32	Tmp	88	9.250	14:32:51.98	14:32:52.00	0	0.0s	0	1°	12°
33	Tmp	90	9.588	14:33:43.98	14:33:45.39	0	1.4s	+14	24°	14°
34	Tmp	94	10.163	14:35:13.57	14:35:18.52	0	5.0s	[+50]	27°	13°
35	Tmp	99	10.640	14:36:33.29	14:36:32.54	0	0.8s	-8	25°	13°
36	Tmp	102	11.004	14:37:39.29	14:37:39.30	0	0.0s	0	1°	13°
37	Tmp	104	11.145	14:38:01.42	14:38:02.14	0	0.7s	+7	9°	12°
38	Tmp	105	11.295	14:38:19.11	14:38:19.34	0	0.2s	+2	8°	10°
39	Tmp	107	11.497	14:38:39.96	14:38:39.19	0	0.8s	-8	25°	12°
40	Tmp	109	11.855	14:39:13.26	14:39:12.69	0	0.6s	-6	26°	13°
41	Tmp	110	12.079	14:39:36.03	14:39:36.44	0	0.4s	+4	23°	14°
42	Tmp	112	12.374	14:40:11.20	14:40:11.93	0	0.7s	+7	27°	13°
43	Tmp	114	12.922	14:41:21.55	14:41:23.07	0	1.5s	[+15]	28°	16°
44	Tmp	124	1.791	15:25:27.57	15:25:27.90	0	0.3s	+3	21°	16°
45	Tmp	129	4.728	15:30:30.88	15:30:31.89	0	1.0s	+10	28°	17°
46	Tmp	133	6.318	15:33:05.39	15:33:06.21	0	0.8s	+8	26°	17°
47	Tmp	138	0.396	15:37:51.80	15:37:54.06	0	2.3s	[+23]	28°	17°
48	Tmp	139	0.641	15:38:24.06	15:38:24.43	0	0.4s	+4	13°	17°
49	Tmp	142	1.113	15:39:07.06	15:39:07.46	0	0.4s	+4	8°	17°
50	Tmp	144	1.712	15:40:10.05	15:40:10.82	0	0.8s	+8	22°	18°
51	Tmp	146	2.013	15:40:47.50	15:40:48.16	0	0.7s	+7	24°	18°
52	Tmp	147	2.215	15:41:11.74	15:41:12.27	0	0.5s	+5	21°	18°
53	Tmp	149	2.498	15:41:44.25	15:41:44.46	0	0.2s	+2	10°	18°
54	Tmp	151	2.742	15:42:10.83	15:42:12.29	0	1.5s	+15	17°	18°
55	Tmp	153	2.945	15:42:30.11	15:42:31.25	0	1.1s	+11	19°	18°
56	Tmp	157	3.333	15:43:14.55	15:43:15.66	0	1.1s	+11	21°	19°
57	Tmp	162	4.086	15:44:39.74	15:44:40.26	0	0.5s	+5	7°	18°

PC	Tp	Trc	DistPC	Ideal	Passagem	Pen	Erro	Pontos	NoPC	AtePC
58	Tmp	164	4.357	15:45:13.06	15:45:12.52	0	0.5s	-5	15°	18°
59	Tmp	167	4.647	15:45:49.23	15:45:53.47	0	4.2s	+42	25°	21°
60	Tmp	169	4.926	15:46:13.95	15:46:14.44	0	0.5s	+5	19°	21°
61	Tmp	170	5.116	15:46:32.99	15:46:32.79	0	0.2s	-2	6°	20°
62	Tmp	171	5.558	15:47:24.81	15:47:28.43	0	3.6s	+36	21°	22°
63	Tmp	174	5.925	15:47:59.85	15:48:00.97	0	1.1s	+11	24°	22°
64	Tmp	176	6.374	15:48:46.56	15:48:47.49	0	0.9s	+9	24°	22°
65	Tmp	179	6.729	15:49:32.40	15:49:32.76	0	0.4s	+4	14°	22°
66	Tmp	181	7.027	15:49:56.92	15:49:56.27	0	0.7s	-7	24°	22°

Num	134	Pen	0	PCZ	5	Total PP	413	Col. Final	22°
-----	-----	-----	---	-----	---	----------	-----	------------	-----

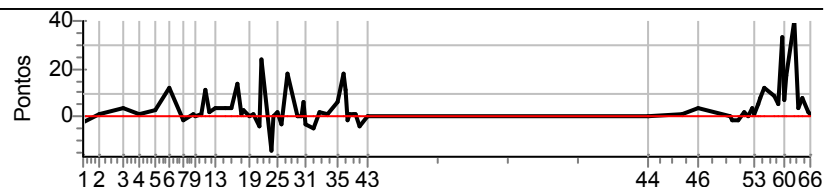


Performance Individual

PC	Tp	Trc	DistPC	Ideal	Passagem	Pen	Erro	Pontos	NoPC	AtePC
N	202	202 / Marcos Gustavo Francio / Bruno Rozalen Tesser								
u	2º	Cat / NL / Largada JUNIOR / 94 / 09:34:00								
m		Caçador TROLLER								
PC	Tp	Trc	DistPC	Ideal	Passagem	Pen	Erro	Pontos	NoPC	AtePC
1	Tmp	4	11.209	14:48:34.68	14:48:34.53	0	0.2s	-2	7°	7°
2	Tmp	7	12.631	14:51:04.44	14:51:04.51	0	0.1s	+1	7°	10°
3	Tmp	11	14.756	14:54:54.01	14:54:54.38	0	0.4s	+4	5°	6°
4	Tmp	12	16.190	14:57:20.54	14:57:20.63	0	0.1s	+1	1°	2°
5	Tmp	15	17.631	14:59:59.84	15:00:00.11	0	0.3s	+3	6°	1°
6	Tmp	18	19.050	15:02:10.41	15:02:11.64	0	1.2s	+12	16°	3°
7	Tmp	18	20.378	15:04:23.21	15:04:23.16	0	0.1s	-1	5°	2°
8	Tmp	20	0.578	15:05:50.12	15:05:50.24	0	0.1s	+1	1°	2°
9	Tmp	22	0.868	15:06:27.04	15:06:27.03	0	0.0s	0	1°	1°
10	Tmp	25	1.220	15:07:17.89	15:07:18.03	0	0.1s	+1	3°	1°
11	Tmp	27	1.431	15:07:46.21	15:07:47.30	0	1.1s	+11	19°	2°
12	Tmp	29	1.732	15:08:23.69	15:08:23.93	0	0.2s	+2	8°	1°
13	Tmp	33	2.138	15:09:20.98	15:09:21.33	0	0.4s	+4	21°	3°
14	Tmp	37	2.987	15:10:56.75	15:10:57.12	0	0.4s	+4	15°	1°
15	Tmp	40	3.330	15:11:55.28	15:11:55.69	0	0.4s	+4	7°	1°
16	Tmp	44	3.768	15:12:55.21	15:12:56.61	0	1.4s	+14	18°	1°
17	Tmp	45	4.011	15:13:27.41	15:13:27.46	0	0.1s	+1	1°	1°
18	Tmp	46	4.293	15:13:53.66	15:13:53.93	0	0.3s	+3	12°	1°
19	Tmp	52	4.676	15:14:42.81	15:14:42.82	0	0.0s	0	1°	1°
20	Tmp	54	5.014	15:15:22.67	15:15:22.76	0	0.1s	+1	4°	1°
21	Tmp	57	5.380	15:16:22.01	15:16:21.61	0	0.4s	-4	15°	1°
22	Tmp	59	5.584	15:16:46.47	15:16:48.90	0	2.4s	[+24]	7°	1°
23	Tmp	63	6.272	15:18:15.53	15:18:14.17	0	1.4s	-14	31°	2°
24	Tmp	64	6.513	15:18:38.80	15:18:38.83	0	0.0s	0	1°	2°
25	Tmp	69	6.777	15:19:14.54	15:19:14.71	0	0.2s	+2	2°	2°
26	Tmp	71	7.116	15:19:50.14	15:19:49.82	0	0.3s	-3	3°	2°
27	Tmp	76	7.607	15:20:53.29	15:20:55.07	0	1.8s	[+18]	9°	1°
28	Tmp	79	8.175	15:22:28.88	15:22:28.85	0	0.0s	0	1°	1°
29	Tmp	81	8.470	15:22:59.86	15:22:59.85	0	0.0s	0	1°	1°
30	Tmp	83	8.748	15:23:32.55	15:23:33.11	0	0.6s	+6	18°	1°
31	Tmp	85	8.924	15:23:51.57	15:23:51.32	0	0.3s	-3	11°	1°
32	Tmp	88	9.250	15:24:56.52	15:24:56.03	0	0.5s	-5	22°	1°
33	Tmp	90	9.588	15:25:50.16	15:25:50.37	0	0.2s	+2	6°	1°
34	Tmp	94	10.163	15:27:21.25	15:27:21.34	0	0.1s	+1	1°	1°
35	Tmp	99	10.640	15:28:42.74	15:28:43.31	0	0.6s	+6	11°	1°
36	Tmp	102	11.004	15:29:41.11	15:29:42.87	0	1.8s	[+18]	27°	1°
37	Tmp	104	11.145	15:30:03.24	15:30:04.36	0	1.1s	+11	11°	1°
38	Tmp	105	11.295	15:30:21.97	15:30:21.89	0	0.1s	-1	3°	1°
39	Tmp	107	11.497	15:30:43.90	15:30:43.95	0	0.1s	+1	2°	1°
40	Tmp	109	11.855	15:31:20.02	15:31:20.14	0	0.1s	+1	4°	1°
41	Tmp	110	12.079	15:31:44.93	15:31:45.06	0	0.1s	+1	5°	1°
42	Tmp	112	12.374	15:32:22.42	15:32:22.07	0	0.4s	-4	19°	1°
43	Tmp	114	12.922	15:33:34.92	15:33:34.92	0	0.0s	0	1°	1°
44	Tmp	124	1.791	16:17:48.43	16:17:48.46	0	0.0s	0	1°	1°
45	Tmp	129	4.728	16:23:05.31	16:23:05.43	0	0.1s	+1	6°	1°
46	Tmp	133	6.318	16:25:50.29	16:25:50.64	0	0.4s	+4	11°	1°
47	Tmp	138	0.396	16:30:42.17	16:30:42.15	0	0.0s	0	2°	1°
48	Tmp	139	0.641	16:31:15.13	16:31:15.02	0	0.1s	-1	5°	1°
49	Tmp	142	1.113	16:32:01.69	16:32:01.64	0	0.1s	-1	1°	1°
50	Tmp	144	1.712	16:33:08.29	16:33:08.45	0	0.2s	+2	9°	1°
51	Tmp	146	2.013	16:33:47.41	16:33:47.43	0	0.0s	0	2°	1°
52	Tmp	147	2.215	16:34:11.65	16:34:12.00	0	0.4s	+4	15°	1°
53	Tmp	149	2.498	16:34:45.28	16:34:45.33	0	0.1s	+1	9°	1°
54	Tmp	151	2.742	16:35:13.38	16:35:13.83	0	0.5s	+5	1°	1°
55	Tmp	153	2.945	16:35:33.71	16:35:34.54	0	0.8s	+8	9°	1°
56	Tmp	157	3.333	16:36:20.35	16:36:21.59	0	1.2s	+12	20°	1°
57	Tmp	162	4.086	16:37:48.64	16:37:49.57	0	0.9s	+9	7°	1°

PC	Tp	Trc	DistPC	Ideal	Passagem	Pen	Erro	Pontos	NoPC	AtePC
58	Tmp	164	4.357	16:38:21.96	16:38:22.47	0	0.5s	+5	18°	1°
59	Tmp	167	4.647	16:38:58.59	16:39:01.90	0	3.3s	+33	22°	1°
60	Tmp	169	4.926	16:39:24.56	16:39:25.28	0	0.7s	+7	15°	1°
61	Tmp	170	5.116	16:39:47.02	16:39:48.76	0	1.7s	[+17]	24°	1°
62	Tmp	171	5.558	16:40:51.12	16:40:55.08	0	4.0s	[+40]	21°	2°
63	Tmp	174	5.925	16:41:28.32	16:41:28.74	0	0.4s	+4	11°	2°
64	Tmp	176	6.374	16:42:16.41	16:42:17.21	0	0.8s	+8	15°	2°
65	Tmp	179	6.729	16:43:02.89	16:43:03.06	0	0.2s	+2	10°	2°
66	Tmp	181	7.027	16:43:29.23	16:43:29.34	0	0.1s	+1	6°	2°

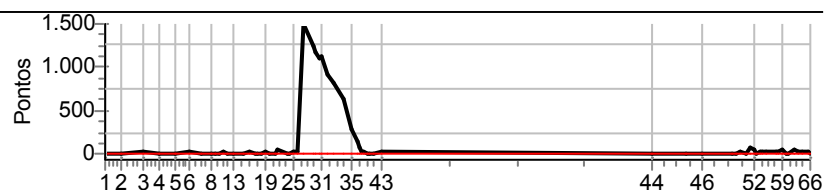
Num	202	Pen	0	PCZ	9	Total PP	243	Col. Final	2º
-----	-----	-----	---	-----	---	----------	-----	------------	----



Performance Individual

PC	Tp	Trc	DistPC	Ideal	Passagem	Pen	Erro	Pontos	NoPC	AtePC
N	203	203 / Lire Aparecida Rozalen Tesser / Caroline Tesser								
u		Cat / NL / Largada JUNIOR / 98 / 09:38:00								
m	32°	Caçador TR4								
PC	Tp	Trc	DistPC	Ideal	Passagem	Pen	Erro	Pontos	NoPC	AtePC
1	Tmp	4	11.209	14:52:34.68	14:52:34.87	0	0.2s	+2	6°	6°
2	Tmp	7	12.631	14:55:04.44	14:55:04.69	0	0.3s	+3	20°	21°
3	Tmp	11	14.756	14:58:54.01	14:58:54.85	0	0.8s	+8	16°	16°
4	Tmp	12	16.190	15:01:20.54	15:01:20.95	0	0.4s	+4	8°	13°
5	Tmp	15	17.631	15:03:59.84	15:04:00.05	0	0.2s	+2	4°	7°
6	Tmp	18	19.050	15:06:10.41	15:06:11.21	0	0.8s	+8	4°	9°
7	Tmp	18	20.378	15:08:23.21	15:08:23.29	0	0.1s	+1	4°	6°
8	Tmp	20	0.578	15:09:50.12	15:09:50.28	0	0.2s	+2	3°	6°
9	Tmp	22	0.868	15:10:27.04	15:10:27.25	0	0.2s	+2	7°	6°
10	Tmp	25	1.220	15:11:17.89	15:11:18.39	0	0.5s	+5	12°	6°
11	Tmp	27	1.431	15:11:46.21	15:11:47.16	0	1.0s	+10	16°	6°
12	Tmp	29	1.732	15:12:23.69	15:12:23.67	0	0.0s	0	1°	4°
13	Tmp	33	2.138	15:13:20.98	15:13:20.93	0	0.1s	-1	8°	4°
14	Tmp	37	2.987	15:14:56.75	15:14:56.40	0	0.4s	-4	14°	4°
15	Tmp	40	3.330	15:15:55.28	15:15:56.12	0	0.8s	+8	14°	5°
16	Tmp	44	3.768	15:16:55.21	15:16:55.75	0	0.5s	+5	9°	5°
17	Tmp	45	4.011	15:17:27.41	15:17:27.20	0	0.2s	-2	8°	4°
18	Tmp	46	4.293	15:17:53.66	15:17:53.04	0	0.6s	-6	21°	6°
19	Tmp	52	4.676	15:18:42.81	15:18:44.74	0	1.9s	[+19]	23°	7°
20	Tmp	54	5.014	15:19:22.67	15:19:22.68	0	0.0s	0	1°	4°
21	Tmp	57	5.380	15:20:22.01	15:20:22.50	0	0.5s	+5	18°	4°
22	Tmp	59	5.584	15:20:46.47	15:20:51.27	0	4.8s	+48	21°	3°
23	Tmp	63	6.272	15:22:15.53	15:22:15.53	0	0.0s	0	3°	3°
24	Tmp	64	6.513	15:22:38.80	15:22:38.67	0	0.1s	-1	3°	3°
25	Tmp	69	6.777	15:23:14.54	15:23:15.70	0	1.2s	+12	21°	3°
26	Tmp	71	7.116	15:23:50.14	15:23:51.63	0	1.5s	+15	23°	4°
27	Tmp	76	7.607	15:24:53.29	15:27:23.76	0	2m30s	[+1505]	34°	8°
28	Tmp	79	8.175	15:26:28.88	15:28:33.96	0	2m05s	+1251	34°	32°
29	Tmp	81	8.470	15:26:59.86	15:28:56.73	0	1m56s	+1169	34°	32°
30	Tmp	83	8.748	15:27:32.55	15:29:23.77	0	1m51s	+1112	34°	33°
31	Tmp	85	8.924	15:27:51.57	15:29:43.83	0	1m52s	+1123	34°	33°
32	Tmp	88	9.250	15:28:56.52	15:30:27.19	0	1m30s	+907	34°	33°
33	Tmp	90	9.588	15:29:50.16	15:31:12.38	0	1m22s	+822	34°	33°
34	Tmp	94	10.163	15:31:21.25	15:32:23.74	0	1m02s	+625	33°	33°
35	Tmp	99	10.640	15:32:42.74	15:33:11.24	0	28.5s	+285	33°	33°
36	Tmp	102	11.004	15:33:41.11	15:33:54.88	0	13.8s	+138	33°	32°
37	Tmp	104	11.145	15:34:03.24	15:34:10.73	0	7.5s	+75	33°	32°
38	Tmp	105	11.295	15:34:21.97	15:34:23.50	0	1.5s	+15	30°	32°
39	Tmp	107	11.497	15:34:43.90	15:34:44.94	0	1.0s	+10	25°	32°
40	Tmp	109	11.855	15:35:20.02	15:35:20.18	0	0.2s	+2	12°	32°
41	Tmp	110	12.079	15:35:44.93	15:35:45.05	0	0.1s	+1	4°	32°
42	Tmp	112	12.374	15:36:22.42	15:36:22.44	0	0.0s	0	1°	32°
43	Tmp	114	12.922	15:37:34.92	15:37:37.36	0	2.4s	[+24]	31°	32°
44	Tmp	124	1.791	16:21:48.43	16:21:48.87	0	0.4s	+4	18°	32°
45	Tmp	129	4.728	16:27:05.31	16:27:05.29	0	0.0s	0	3°	32°
46	Tmp	133	6.318	16:29:50.29	16:29:50.59	0	0.3s	+3	7°	32°
47	Tmp	138	0.396	16:34:42.17	16:34:42.70	0	0.5s	+5	17°	32°
48	Tmp	139	0.641	16:35:15.13	16:35:15.22	0	0.1s	+1	4°	32°
49	Tmp	142	1.113	16:36:01.69	16:36:02.60	0	0.9s	+9	19°	32°
50	Tmp	144	1.712	16:37:08.29	16:37:08.74	0	0.5s	+5	18°	32°
51	Tmp	146	2.013	16:37:47.41	16:37:53.33	0	5.9s	+59	33°	32°
52	Tmp	147	2.215	16:38:11.65	16:38:14.78	0	3.1s	+31	32°	32°
53	Tmp	149	2.498	16:38:45.28	16:38:45.34	0	0.1s	+1	8°	32°
54	Tmp	151	2.742	16:39:13.38	16:39:14.92	0	1.5s	+15	19°	32°
55	Tmp	153	2.945	16:39:33.71	16:39:35.05	0	1.3s	+13	18°	32°
56	Tmp	157	3.333	16:40:20.35	16:40:20.90	0	0.6s	+6	11°	32°
57	Tmp	162	4.086	16:41:48.64	16:41:50.12	0	1.5s	+15	15°	32°

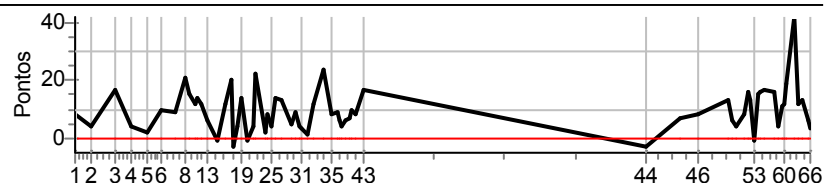
PC	Tp	Trc	DistPC	Ideal	Passagem	Pen	Erro	Pontos	NoPC	AtePC
58	Tmp	164	4.357	16:42:21.96	16:42:22.58	0	0.6s	+6	20°	32°
59	Tmp	167	4.647	16:42:58.59	16:43:01.57	0	3.0s	[+30]	20°	32°
60	Tmp	169	4.926	16:43:24.56	16:43:24.59	0	0.0s	0	1°	32°
61	Tmp	170	5.116	16:43:47.02	16:43:47.12	0	0.1s	+1	2°	32°
62	Tmp	171	5.558	16:44:51.12	16:44:55.43	0	4.3s	+43	27°	32°
63	Tmp	174	5.925	16:45:28.32	16:45:29.63	0	1.3s	+13	27°	32°
64	Tmp	176	6.374	16:46:16.41	16:46:18.47	0	2.1s	[+21]	29°	32°
65	Tmp	179	6.729	16:47:02.89	16:47:03.46	0	0.6s	+6	22°	32°
66	Tmp	181	7.027	16:47:29.23	16:47:29.05	0	0.2s	-2	13°	32°
Num	203	Pen	0	PCZ	6	Total PP	7927	Col. Final	32°	



Performance Individual

PC	Tp	Trc	DistPC	Ideal	Passagem	Pen	Erro	Pontos	NoPC	AtePC
N	204	204 / Silvano Jesus Tabora - Sula / Juliana Jaremczyk - V8								
u		Cat / NL / Largada JUNIOR / 84 / 09:24:00								
m	18°	Cascavel TROLLER								
PC	Tp	Trc	DistPC	Ideal	Passagem	Pen	Erro	Pontos	NoPC	AtePC
1	Tmp	4	11.209	14:38:34.68	14:38:35.43	0	0.8s	+8	32°	32°
2	Tmp	7	12.631	14:41:04.44	14:41:04.83	0	0.4s	+4	23°	27°
3	Tmp	11	14.756	14:44:54.01	14:44:55.74	0	1.7s	+17	33°	26°
4	Tmp	12	16.190	14:47:20.54	14:47:20.95	0	0.4s	+4	9°	24°
5	Tmp	15	17.631	14:49:59.84	14:50:00.05	0	0.2s	+2	5°	16°
6	Tmp	18	19.050	14:52:10.41	14:52:11.43	0	1.0s	+10	10°	17°
7	Tmp	18	20.378	14:54:23.21	14:54:24.07	0	0.9s	+9	28°	20°
8	Tmp	20	0.578	14:55:50.12	14:55:52.23	0	2.1s	[+21]	32°	25°
9	Tmp	22	0.868	14:56:27.04	14:56:28.57	0	1.5s	+15	34°	25°
10	Tmp	25	1.220	14:57:17.89	14:57:19.08	0	1.2s	+12	27°	25°
11	Tmp	27	1.431	14:57:46.21	14:57:47.62	0	1.4s	+14	22°	26°
12	Tmp	29	1.732	14:58:23.69	14:58:24.86	0	1.2s	+12	28°	28°
13	Tmp	33	2.138	14:59:20.98	14:59:21.60	0	0.6s	+6	30°	28°
14	Tmp	37	2.987	15:00:56.75	15:00:56.64	0	0.1s	-1	4°	28°
15	Tmp	40	3.330	15:01:55.28	15:01:56.43	0	1.2s	+12	17°	27°
16	Tmp	44	3.768	15:02:55.21	15:02:57.18	0	2.0s	[+20]	23°	27°
17	Tmp	45	4.011	15:03:27.41	15:03:27.08	0	0.3s	-3	12°	25°
18	Tmp	46	4.293	15:03:53.66	15:03:54.05	0	0.4s	+4	16°	24°
19	Tmp	52	4.676	15:04:42.81	15:04:44.24	0	1.4s	+14	18°	23°
20	Tmp	54	5.014	15:05:22.67	15:05:22.58	0	0.1s	-1	5°	22°
21	Tmp	57	5.380	15:06:22.01	15:06:22.45	0	0.4s	+4	16°	22°
22	Tmp	59	5.584	15:06:46.47	15:06:48.63	0	2.2s	[+22]	5°	22°
23	Tmp	63	6.272	15:08:15.53	15:08:15.77	0	0.2s	+2	12°	22°
24	Tmp	64	6.513	15:08:38.80	15:08:39.64	0	0.8s	+8	21°	21°
25	Tmp	69	6.777	15:09:14.54	15:09:14.92	0	0.4s	+4	6°	21°
26	Tmp	71	7.116	15:09:50.14	15:09:51.52	0	1.4s	+14	22°	21°
27	Tmp	76	7.607	15:10:53.29	15:10:54.61	0	1.3s	+13	4°	18°
28	Tmp	79	8.175	15:12:28.88	15:12:29.36	0	0.5s	+5	19°	15°
29	Tmp	81	8.470	15:12:59.86	15:13:00.75	0	0.9s	+9	11°	14°
30	Tmp	83	8.748	15:13:32.55	15:13:32.91	0	0.4s	+4	12°	14°
31	Tmp	85	8.924	15:13:51.57	15:13:51.89	0	0.3s	+3	14°	15°
32	Tmp	88	9.250	15:14:56.52	15:14:56.66	0	0.1s	+1	5°	14°
33	Tmp	90	9.588	15:15:50.16	15:15:51.39	0	1.2s	+12	20°	15°
34	Tmp	94	10.163	15:17:21.25	15:17:23.62	0	2.4s	[+24]	20°	16°
35	Tmp	99	10.640	15:18:42.74	15:18:43.53	0	0.8s	+8	19°	16°
36	Tmp	102	11.004	15:19:41.11	15:19:42.02	0	0.9s	+9	19°	16°
37	Tmp	104	11.145	15:20:03.24	15:20:03.82	0	0.6s	+6	4°	16°
38	Tmp	105	11.295	15:20:21.97	15:20:22.39	0	0.4s	+4	13°	16°
39	Tmp	107	11.497	15:20:43.90	15:20:44.53	0	0.6s	+6	18°	16°
40	Tmp	109	11.855	15:21:20.02	15:21:20.74	0	0.7s	+7	29°	16°
41	Tmp	110	12.079	15:21:44.93	15:21:45.93	0	1.0s	+10	29°	16°
42	Tmp	112	12.374	15:22:22.42	15:22:23.25	0	0.8s	+8	25°	17°
43	Tmp	114	12.922	15:23:34.92	15:23:36.66	0	1.7s	+17	27°	17°
44	Tmp	124	1.791	16:07:48.43	16:07:48.14	0	0.3s	-3	16°	17°
45	Tmp	129	4.728	16:13:05.31	16:13:05.98	0	0.7s	+7	28°	17°
46	Tmp	133	6.318	16:15:50.29	16:15:51.07	0	0.8s	+8	20°	17°
47	Tmp	138	0.396	16:20:42.17	16:20:43.44	0	1.3s	+13	27°	17°
48	Tmp	139	0.641	16:21:15.13	16:21:15.70	0	0.6s	+6	21°	17°
49	Tmp	142	1.113	16:22:01.69	16:22:02.13	0	0.4s	+4	8°	17°
50	Tmp	144	1.712	16:23:08.29	16:23:09.07	0	0.8s	+8	25°	17°
51	Tmp	146	2.013	16:23:47.41	16:23:49.05	0	1.6s	+16	25°	17°
52	Tmp	147	2.215	16:24:11.65	16:24:12.96	0	1.3s	+13	27°	18°
53	Tmp	149	2.498	16:24:45.28	16:24:45.14	0	0.1s	-1	13°	18°
54	Tmp	151	2.742	16:25:13.38	16:25:14.84	0	1.5s	+15	20°	18°
55	Tmp	153	2.945	16:25:33.71	16:25:35.31	0	1.6s	+16	23°	18°
56	Tmp	157	3.333	16:26:20.35	16:26:22.07	0	1.7s	+17	27°	18°
57	Tmp	162	4.086	16:27:48.64	16:27:50.26	0	1.6s	+16	18°	18°

PC	Tp	Trc	DistPC	Ideal	Passagem	Pen	Erro	Pontos	NoPC	AtePC
58	Tmp	164	4.357	16:28:21.96	16:28:22.40	0	0.4s	+4	16°	18°
59	Tmp	167	4.647	16:28:58.59	16:28:59.68	0	1.1s	+11	6°	18°
60	Tmp	169	4.926	16:29:24.56	16:29:25.73	0	1.2s	+12	20°	18°
61	Tmp	170	5.116	16:29:47.02	16:29:48.91	0	1.9s	+19	27°	19°
62	Tmp	171	5.558	16:30:51.12	16:30:55.28	0	4.2s	[+42]	26°	19°
63	Tmp	174	5.925	16:31:28.32	16:31:29.48	0	1.2s	+12	26°	19°
64	Tmp	176	6.374	16:32:16.41	16:32:17.66	0	1.3s	+13	25°	18°
65	Tmp	179	6.729	16:33:02.89	16:33:03.50	0	0.6s	+6	23°	18°
66	Tmp	181	7.027	16:33:29.23	16:33:29.53	0	0.3s	+3	20°	18°
Num	204	Pen	0	PCZ	0	Total PP	525	Col. Final	18°	

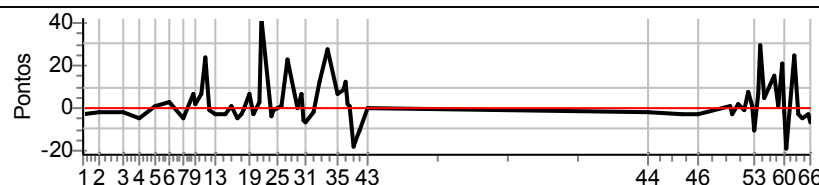


Performance Individual

PC	Tp	Trc	DistPC	Ideal	Passagem	Pen	Erro	Pontos	NoPC	AtePC
N u m	206	206 / Sidnei Brigido / Jair Sperandio								
		Cat / NL / Largada JUNIOR / 86 / 09:26:00								
		Jaraguá do Sul CHEROKEE								
PC	Tp	Trc	DistPC	Ideal	Passagem	Pen	Erro	Pontos	NoPC	AtePC
1	Tmp	4	11.209	14:40:34.68	14:40:34.42	0	0.3s	-3	12°	12°
2	Tmp	7	12.631	14:43:04.44	14:43:04.24	0	0.2s	-2	17°	20°
3	Tmp	11	14.756	14:46:54.01	14:46:53.85	0	0.2s	-2	4°	9°
4	Tmp	12	16.190	14:49:20.54	14:49:20.05	0	0.5s	-5	13°	7°
5	Tmp	15	17.631	14:51:59.84	14:51:59.97	0	0.1s	+1	2°	3°
6	Tmp	18	19.050	14:54:10.41	14:54:10.74	0	0.3s	+3	3°	2°
7	Tmp	18	20.378	14:56:23.21	14:56:22.71	0	0.5s	-5	20°	5°
8	Tmp	20	0.578	14:57:50.12	14:57:50.81	0	0.7s	+7	13°	5°
9	Tmp	22	0.868	14:58:27.04	14:58:27.26	0	0.2s	+2	9°	5°
10	Tmp	25	1.220	14:59:17.89	14:59:18.60	0	0.7s	+7	16°	7°
11	Tmp	27	1.431	14:59:46.21	14:59:48.64	0	2.4s	[+24]	32°	7°
12	Tmp	29	1.732	15:00:23.69	15:00:23.58	0	0.1s	-1	3°	5°
13	Tmp	33	2.138	15:01:20.98	15:01:20.68	0	0.3s	-3	18°	6°
14	Tmp	37	2.987	15:02:56.75	15:02:56.48	0	0.3s	-3	13°	5°
15	Tmp	40	3.330	15:03:55.28	15:03:55.34	0	0.1s	+1	2°	3°
16	Tmp	44	3.768	15:04:55.21	15:04:54.76	0	0.5s	-5	10°	3°
17	Tmp	45	4.011	15:05:27.41	15:05:27.14	0	0.3s	-3	11°	2°
18	Tmp	46	4.293	15:05:53.66	15:05:53.57	0	0.1s	-1	6°	2°
19	Tmp	52	4.676	15:06:42.81	15:06:43.47	0	0.7s	+7	12°	2°
20	Tmp	54	5.014	15:07:22.67	15:07:22.35	0	0.3s	-3	9°	2°
21	Tmp	57	5.380	15:08:22.01	15:08:22.31	0	0.3s	+3	11°	2°
22	Tmp	59	5.584	15:08:46.47	15:08:50.62	0	4.2s	[+42]	19°	2°
23	Tmp	63	6.272	15:10:15.53	15:10:15.10	0	0.4s	-4	19°	1°
24	Tmp	64	6.513	15:10:38.80	15:10:38.71	0	0.1s	-1	5°	1°
25	Tmp	69	6.777	15:11:14.54	15:11:14.50	0	0.0s	0	1°	1°
26	Tmp	71	7.116	15:11:50.14	15:11:50.22	0	0.1s	+1	1°	1°
27	Tmp	76	7.607	15:12:53.29	15:12:55.62	0	2.3s	+23	16°	2°
28	Tmp	79	8.175	15:14:28.88	15:14:28.90	0	0.0s	0	3°	2°
29	Tmp	81	8.470	15:14:59.86	15:15:00.52	0	0.7s	+7	7°	2°
30	Tmp	83	8.748	15:15:32.55	15:15:31.96	0	0.6s	-6	19°	2°
31	Tmp	85	8.924	15:15:51.57	15:15:50.89	0	0.7s	-7	23°	2°
32	Tmp	88	9.250	15:16:56.52	15:16:56.29	0	0.2s	-2	8°	2°
33	Tmp	90	9.588	15:17:50.16	15:17:51.35	0	1.2s	+12	19°	2°
34	Tmp	94	10.163	15:19:21.25	15:19:24.05	0	2.8s	[+28]	24°	2°
35	Tmp	99	10.640	15:20:42.74	15:20:43.40	0	0.7s	+7	15°	3°
36	Tmp	102	11.004	15:21:41.11	15:21:42.01	0	0.9s	+9	18°	3°
37	Tmp	104	11.145	15:22:03.24	15:22:04.41	0	1.2s	+12	13°	4°
38	Tmp	105	11.295	15:22:21.97	15:22:22.18	0	0.2s	+2	8°	4°
39	Tmp	107	11.497	15:22:43.90	15:22:44.03	0	0.1s	+1	3°	3°
40	Tmp	109	11.855	15:23:20.02	15:23:18.26	0	1.8s	-18	33°	4°
41	Tmp	110	12.079	15:23:44.93	15:23:43.45	0	1.5s	-15	32°	5°
42	Tmp	112	12.374	15:24:22.42	15:24:21.44	0	1.0s	-10	27°	7°
43	Tmp	114	12.922	15:25:34.92	15:25:34.94	0	0.0s	0	2°	5°
44	Tmp	124	1.791	16:09:48.43	16:09:48.21	0	0.2s	-2	12°	5°
45	Tmp	129	4.728	16:15:05.31	16:15:05.06	0	0.3s	-3	19°	5°
46	Tmp	133	6.318	16:17:50.29	16:17:50.00	0	0.3s	-3	8°	5°
47	Tmp	138	0.396	16:22:42.17	16:22:42.23	0	0.1s	+1	6°	5°
48	Tmp	139	0.641	16:23:15.13	16:23:14.85	0	0.3s	-3	14°	5°
49	Tmp	142	1.113	16:24:01.69	16:24:01.93	0	0.2s	+2	3°	5°
50	Tmp	144	1.712	16:25:08.29	16:25:08.17	0	0.1s	-1	6°	5°
51	Tmp	146	2.013	16:25:47.41	16:25:48.22	0	0.8s	+8	18°	5°
52	Tmp	147	2.215	16:26:11.65	16:26:11.72	0	0.1s	+1	2°	5°
53	Tmp	149	2.498	16:26:45.28	16:26:44.27	0	1.0s	-10	32°	5°
54	Tmp	151	2.742	16:27:13.38	16:27:14.11	0	0.7s	+7	2°	5°
55	Tmp	153	2.945	16:27:33.71	16:27:36.71	0	3.0s	[+30]	33°	6°
56	Tmp	157	3.333	16:28:20.35	16:28:20.84	0	0.5s	+5	10°	5°
57	Tmp	162	4.086	16:29:48.64	16:29:50.14	0	1.5s	+15	16°	6°

PC	Tp	Trc	DistPC	Ideal	Passagem	Pen	Erro	Pontos	NoPC	AtePC
58	Tmp	164	4.357	16:30:21.96	16:30:22.02	0	0.1s	+1	6°	4°
59	Tmp	167	4.647	16:30:58.59	16:31:00.73	0	2.1s	+21	15°	6°
60	Tmp	169	4.926	16:31:24.56	16:31:24.38	0	0.2s	-2	8°	6°
61	Tmp	170	5.116	16:31:47.02	16:31:45.10	0	1.9s	-19	26°	6°
62	Tmp	171	5.558	16:32:51.12	16:32:53.64	0	2.5s	[+25]	4°	6°
63	Tmp	174	5.925	16:33:28.32	16:33:28.02	0	0.3s	-3	8°	5°
64	Tmp	176	6.374	16:34:16.41	16:34:15.96	0	0.5s	-5	10°	5°
65	Tmp	179	6.729	16:35:02.89	16:35:02.57	0	0.3s	-3	14°	5°
66	Tmp	181	7.027	16:35:29.23	16:35:28.51	0	0.7s	-7	30°	5°

Num	206	Pen	0	PCZ	3	Total PP	326	Col. Final	5°
-----	-----	-----	---	-----	---	----------	-----	------------	----

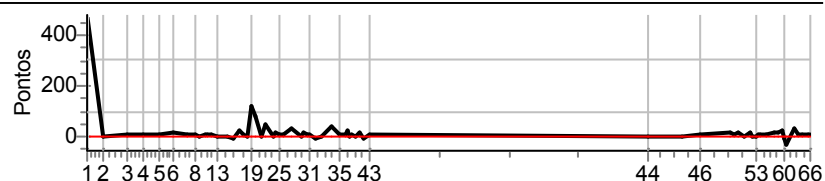


Performance Individual

PC	Tp	Trc	DistPC	Ideal	Passagem	Pen	Erro	Pontos	NoPC	AtePC
N	208	208 / Sergio Ricci / Augusto Kehrwald Zimmermann								
u		Cat / NL / Largada JUNIOR / 102 / 09:42:00								
m	24°	Passo Fundo JEEP WRANGLER								
PC	Tp	Trc	DistPC	Ideal	Passagem	Pen	Erro	Pontos	NoPC	AtePC
1	Tmp	4	11.209	14:56:34.68	14:57:22.38	0	47.7s	[+477]	36°	35°
2	Tmp	7	12.631	14:59:04.44	14:59:04.92	0	0.5s	+5	25°	29°
3	Tmp	11	14.756	15:02:54.01	15:02:55.27	0	1.3s	+13	24°	35°
4	Tmp	12	16.190	15:05:20.54	15:05:21.57	0	1.0s	+10	24°	31°
5	Tmp	15	17.631	15:07:59.84	15:08:00.39	0	0.6s	+6	13°	28°
6	Tmp	18	19.050	15:10:10.41	15:10:11.97	0	1.6s	+16	23°	30°
7	Tmp	18	20.378	15:12:23.21	15:12:24.22	0	1.0s	+10	29°	30°
8	Tmp	20	0.578	15:13:50.12	15:13:51.36	0	1.2s	+12	23°	28°
9	Tmp	22	0.868	15:14:27.04	15:14:27.37	0	0.3s	+3	15°	27°
10	Tmp	25	1.220	15:15:17.89	15:15:19.03	0	1.1s	+11	24°	27°
11	Tmp	27	1.431	15:15:46.21	15:15:47.32	0	1.1s	+11	18°	28°
12	Tmp	29	1.732	15:16:23.69	15:16:24.41	0	0.7s	+7	17°	27°
13	Tmp	33	2.138	15:17:20.98	15:17:21.39	0	0.4s	+4	20°	27°
14	Tmp	37	2.987	15:18:56.75	15:18:56.79	0	0.0s	0	2°	25°
15	Tmp	40	3.330	15:19:55.28	15:19:54.81	0	0.5s	-5	8°	24°
16	Tmp	44	3.768	15:20:55.21	15:20:57.83	0	2.6s	[+26]	24°	24°
17	Tmp	45	4.011	15:21:27.41	15:21:28.51	0	1.1s	+11	27°	24°
18	Tmp	46	4.293	15:21:53.66	15:21:53.67	0	0.0s	0	1°	22°
19	Tmp	52	4.676	15:22:42.81	15:22:54.84	0	12.0s	+120	34°	29°
20	Tmp	54	5.014	15:23:22.67	15:23:30.45	0	7.8s	+78	35°	30°
21	Tmp	57	5.380	15:24:22.01	15:24:22.16	0	0.2s	+2	8°	31°
22	Tmp	59	5.584	15:24:46.47	15:24:51.76	0	5.3s	+53	29°	31°
23	Tmp	63	6.272	15:26:15.53	15:26:15.51	0	0.0s	0	2°	29°
24	Tmp	64	6.513	15:26:38.80	15:26:40.60	0	1.8s	+18	31°	30°
25	Tmp	69	6.777	15:27:14.54	15:27:15.42	0	0.9s	+9	17°	29°
26	Tmp	71	7.116	15:27:50.14	15:27:50.85	0	0.7s	+7	8°	29°
27	Tmp	76	7.607	15:28:53.29	15:28:56.33	0	3.0s	[+30]	22°	28°
28	Tmp	79	8.175	15:30:28.88	15:30:29.02	0	0.1s	+1	8°	26°
29	Tmp	81	8.470	15:30:59.86	15:31:01.54	0	1.7s	+17	24°	26°
30	Tmp	83	8.748	15:31:32.55	15:31:33.23	0	0.7s	+7	22°	25°
31	Tmp	85	8.924	15:31:51.57	15:31:52.32	0	0.8s	+8	24°	26°
32	Tmp	88	9.250	15:32:56.52	15:32:55.96	0	0.6s	-6	24°	26°
33	Tmp	90	9.588	15:33:50.16	15:33:50.63	0	0.5s	+5	8°	25°
34	Tmp	94	10.163	15:35:21.25	15:35:25.02	0	3.8s	+38	29°	26°
35	Tmp	99	10.640	15:36:42.74	15:36:43.56	0	0.8s	+8	18°	26°
36	Tmp	102	11.004	15:37:41.11	15:37:42.19	0	1.1s	+11	22°	25°
37	Tmp	104	11.145	15:38:03.24	15:38:05.63	0	2.4s	+24	27°	25°
38	Tmp	105	11.295	15:38:21.97	15:38:22.40	0	0.4s	+4	11°	25°
39	Tmp	107	11.497	15:38:43.90	15:38:44.92	0	1.0s	+10	23°	25°
40	Tmp	109	11.855	15:39:20.02	15:39:20.05	0	0.0s	0	1°	25°
41	Tmp	110	12.079	15:39:44.93	15:39:46.71	0	1.8s	+18	33°	26°
42	Tmp	112	12.374	15:40:22.42	15:40:22.13	0	0.3s	-3	15°	25°
43	Tmp	114	12.922	15:41:34.92	15:41:35.81	0	0.9s	+9	16°	26°
44	Tmp	124	1.791	16:25:48.43	16:25:48.64	0	0.2s	+2	9°	26°
45	Tmp	129	4.728	16:31:05.31	16:31:05.27	0	0.0s	0	1°	25°
46	Tmp	133	6.318	16:33:50.29	16:33:51.02	0	0.7s	+7	17°	24°
47	Tmp	138	0.396	16:38:42.17	16:38:43.67	0	1.5s	+15	30°	26°
48	Tmp	139	0.641	16:39:15.13	16:39:16.06	0	0.9s	+9	26°	26°
49	Tmp	142	1.113	16:40:01.69	16:40:03.18	0	1.5s	+15	28°	26°
50	Tmp	144	1.712	16:41:08.29	16:41:08.33	0	0.0s	0	1°	26°
51	Tmp	146	2.013	16:41:47.41	16:41:49.26	0	1.9s	+19	29°	26°
52	Tmp	147	2.215	16:42:11.65	16:42:11.44	0	0.2s	-2	8°	26°
53	Tmp	149	2.498	16:42:45.28	16:42:45.04	0	0.2s	-2	17°	26°
54	Tmp	151	2.742	16:43:13.38	16:43:14.46	0	1.1s	+11	7°	26°
55	Tmp	153	2.945	16:43:33.71	16:43:34.73	0	1.0s	+10	11°	26°
56	Tmp	157	3.333	16:44:20.35	16:44:21.17	0	0.8s	+8	13°	25°
57	Tmp	162	4.086	16:45:48.64	16:45:50.50	0	1.9s	+19	25°	25°

PC	Tp	Trc	DistPC	Ideal	Passagem	Pen	Erro	Pontos	NoPC	AtePC
58	Tmp	164	4.357	16:46:21.96	16:46:23.65	0	1.7s	+17	30°	25°
59	Tmp	167	4.647	16:46:58.59	16:47:01.10	0	2.5s	[+25]	17°	25°
60	Tmp	169	4.926	16:47:24.56	16:47:24.08	0	0.5s	-5	13°	24°
61	Tmp	170	5.116	16:47:47.02	16:47:44.01	0	3.0s	[-30]	30°	25°
62	Tmp	171	5.558	16:48:51.12	16:48:54.84	0	3.7s	+37	15°	25°
63	Tmp	174	5.925	16:49:28.32	16:49:28.95	0	0.6s	+6	14°	25°
64	Tmp	176	6.374	16:50:16.41	16:50:17.07	0	0.7s	+7	13°	25°
65	Tmp	179	6.729	16:51:02.89	16:51:03.66	0	0.8s	+8	27°	24°
66	Tmp	181	7.027	16:51:29.23	16:51:30.14	0	0.9s	+9	31°	24°

Num	208	Pen	0	PCZ	6	Total PP	788	Col. Final	24°
-----	-----	-----	---	-----	---	----------	-----	------------	-----

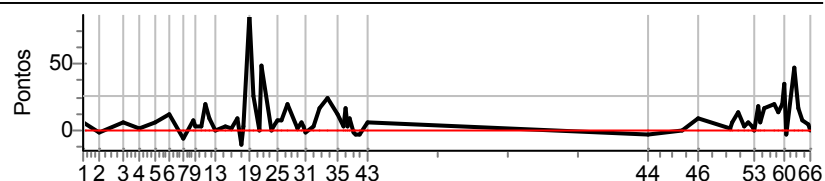


Performance Individual

PC	Tp	Trc	DistPC	Ideal	Passagem	Pen	Erro	Pontos	NoPC	AtePC
N	209	209 / Paulo Sergio dos Santos / Leandro Jose Machado								
u		Cat / NL / Largada JUNIOR / 88 / 09:28:00								
m	17°	Sao Bento do Sul TROLLER T4								
PC	Tp	Trc	DistPC	Ideal	Passagem	Pen	Erro	Pontos	NoPC	AtePC
1	Tmp	4	11.209	14:42:34.68	14:42:35.29	0	0.6s	+6	28°	28°
2	Tmp	7	12.631	14:45:04.44	14:45:04.34	0	0.1s	-1	9°	15°
3	Tmp	11	14.756	14:48:54.01	14:48:54.70	0	0.7s	+7	12°	21°
4	Tmp	12	16.190	14:51:20.54	14:51:20.75	0	0.2s	+2	5°	12°
5	Tmp	15	17.631	14:53:59.84	14:54:00.57	0	0.7s	+7	17°	14°
6	Tmp	18	19.050	14:56:10.41	14:56:11.73	0	1.3s	+13	18°	14°
7	Tmp	18	20.378	14:58:23.21	14:58:22.58	0	0.6s	-6	23°	15°
8	Tmp	20	0.578	14:59:50.12	14:59:50.95	0	0.8s	+8	14°	12°
9	Tmp	22	0.868	15:00:27.04	15:00:27.43	0	0.4s	+4	20°	14°
10	Tmp	25	1.220	15:01:17.89	15:01:18.15	0	0.3s	+3	8°	11°
11	Tmp	27	1.431	15:01:46.21	15:01:48.19	0	2.0s	[+20]	30°	17°
12	Tmp	29	1.732	15:02:23.69	15:02:24.66	0	1.0s	+10	25°	18°
13	Tmp	33	2.138	15:03:20.98	15:03:20.96	0	0.0s	0	3°	18°
14	Tmp	37	2.987	15:04:56.75	15:04:57.07	0	0.3s	+3	12°	13°
15	Tmp	40	3.330	15:05:55.28	15:05:55.48	0	0.2s	+2	5°	9°
16	Tmp	44	3.768	15:06:55.21	15:06:56.09	0	0.9s	+9	16°	11°
17	Tmp	45	4.011	15:07:27.41	15:07:26.43	0	1.0s	-10	26°	14°
18	Tmp	46	4.293	15:07:53.66	15:07:53.96	0	0.3s	+3	13°	13°
19	Tmp	52	4.676	15:08:42.81	15:08:51.33	0	8.5s	[+85]	33°	14°
20	Tmp	54	5.014	15:09:22.67	15:09:25.16	0	2.5s	[+25]	29°	18°
21	Tmp	57	5.380	15:10:22.01	15:10:22.02	0	0.0s	0	1°	16°
22	Tmp	59	5.584	15:10:46.47	15:10:51.29	0	4.8s	+48	23°	21°
23	Tmp	63	6.272	15:12:15.53	15:12:15.56	0	0.0s	0	4°	19°
24	Tmp	64	6.513	15:12:38.80	15:12:39.22	0	0.4s	+4	13°	18°
25	Tmp	69	6.777	15:13:14.54	15:13:15.33	0	0.8s	+8	13°	18°
26	Tmp	71	7.116	15:13:50.14	15:13:50.95	0	0.8s	+8	12°	16°
27	Tmp	76	7.607	15:14:53.29	15:14:55.14	0	1.9s	[+19]	10°	15°
28	Tmp	79	8.175	15:16:28.88	15:16:29.06	0	0.2s	+2	11°	13°
29	Tmp	81	8.470	15:16:59.86	15:17:00.48	0	0.6s	+6	6°	13°
30	Tmp	83	8.748	15:17:32.55	15:17:32.82	0	0.3s	+3	8°	12°
31	Tmp	85	8.924	15:17:51.57	15:17:51.43	0	0.1s	-1	5°	12°
32	Tmp	88	9.250	15:18:56.52	15:18:56.82	0	0.3s	+3	15°	12°
33	Tmp	90	9.588	15:19:50.16	15:19:51.90	0	1.7s	+17	27°	12°
34	Tmp	94	10.163	15:21:21.25	15:21:23.62	0	2.4s	[+24]	19°	14°
35	Tmp	99	10.640	15:22:42.74	15:22:43.99	0	1.3s	+13	27°	14°
36	Tmp	102	11.004	15:23:41.11	15:23:41.40	0	0.3s	+3	5°	14°
37	Tmp	104	11.145	15:24:03.24	15:24:04.86	0	1.6s	+16	18°	15°
38	Tmp	105	11.295	15:24:21.97	15:24:22.39	0	0.4s	+4	12°	15°
39	Tmp	107	11.497	15:24:43.90	15:24:44.85	0	1.0s	+10	26°	15°
40	Tmp	109	11.855	15:25:20.02	15:25:19.93	0	0.1s	-1	6°	15°
41	Tmp	110	12.079	15:25:44.93	15:25:44.67	0	0.3s	-3	15°	15°
42	Tmp	112	12.374	15:26:22.42	15:26:22.11	0	0.3s	-3	16°	14°
43	Tmp	114	12.922	15:27:34.92	15:27:35.54	0	0.6s	+6	11°	15°
44	Tmp	124	1.791	16:11:48.43	16:11:48.24	0	0.2s	-2	11°	13°
45	Tmp	129	4.728	16:17:05.31	16:17:05.32	0	0.0s	0	4°	13°
46	Tmp	133	6.318	16:19:50.29	16:19:51.33	0	1.0s	+10	26°	13°
47	Tmp	138	0.396	16:24:42.17	16:24:42.40	0	0.2s	+2	9°	13°
48	Tmp	139	0.641	16:25:15.13	16:25:15.85	0	0.7s	+7	23°	13°
49	Tmp	142	1.113	16:26:01.69	16:26:03.12	0	1.4s	+14	27°	14°
50	Tmp	144	1.712	16:27:08.29	16:27:08.72	0	0.4s	+4	15°	14°
51	Tmp	146	2.013	16:27:47.41	16:27:48.14	0	0.7s	+7	16°	14°
52	Tmp	147	2.215	16:28:11.65	16:28:12.05	0	0.4s	+4	16°	14°
53	Tmp	149	2.498	16:28:45.28	16:28:45.33	0	0.1s	+1	11°	15°
54	Tmp	151	2.742	16:29:13.38	16:29:15.14	0	1.8s	+18	26°	15°
55	Tmp	153	2.945	16:29:33.71	16:29:34.39	0	0.7s	+7	8°	15°
56	Tmp	157	3.333	16:30:20.35	16:30:22.05	0	1.7s	+17	25°	15°
57	Tmp	162	4.086	16:31:48.64	16:31:50.54	0	1.9s	+19	26°	15°

PC	Tp	Trc	DistPC	Ideal	Passagem	Pen	Erro	Pontos	NoPC	AtePC
58	Tmp	164	4.357	16:32:21.96	16:32:23.39	0	1.4s	+14	29°	15°
59	Tmp	167	4.647	16:32:58.59	16:33:00.50	0	1.9s	+19	11°	15°
60	Tmp	169	4.926	16:33:24.56	16:33:28.10	0	3.5s	+35	28°	16°
61	Tmp	170	5.116	16:33:47.02	16:33:46.72	0	0.3s	-3	7°	16°
62	Tmp	171	5.558	16:34:51.12	16:34:55.83	0	4.7s	+47	31°	17°
63	Tmp	174	5.925	16:35:28.32	16:35:29.92	0	1.6s	+16	30°	18°
64	Tmp	176	6.374	16:36:16.41	16:36:17.18	0	0.8s	+8	17°	17°
65	Tmp	179	6.729	16:37:02.89	16:37:03.43	0	0.5s	+5	20°	17°
66	Tmp	181	7.027	16:37:29.23	16:37:29.32	0	0.1s	+1	8°	17°

Num	209	Pen	0	PCZ	4	Total PP	513	Col. Final	17°
-----	-----	-----	---	-----	---	----------	-----	------------	-----

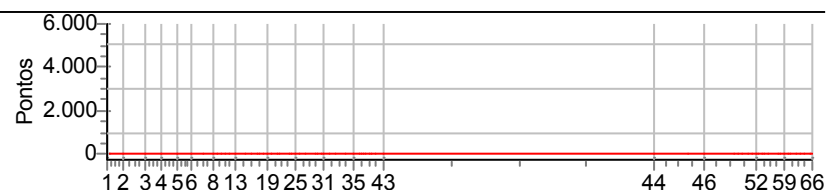


Performance Individual

PC	Tp	Trc	DistPC	Ideal	Passagem	Pen	Erro	Pontos	NoPC	AtePC
N	210	210 / Clovis Antonio Pereira Junior / Guilherme Bonato Deczka								
u	NC	Cat / NL / Largada JUNIOR / 108 / 09:48:00								
m	NC	Curitiba PAJERO FULL								
PC	Tp	Trc	DistPC	Ideal	Passagem	Pen	Erro	Pontos	NoPC	AtePC
1	Tmp	4	11.209	15:02:34.68	--:--:--	0		+6000	38°	38°
2	Tmp	7	12.631	15:05:04.44	--:--:--	0		+6000	38°	38°
3	Tmp	11	14.756	15:08:54.01	--:--:--	0		+6000	38°	38°
4	Tmp	12	16.190	15:11:20.54	--:--:--	0		+6000	38°	38°
5	Tmp	15	17.631	15:13:59.84	--:--:--	0		+6000	38°	38°
6	Tmp	18	19.050	15:16:10.41	--:--:--	0		+6000	38°	38°
7	Tmp	18	20.378	15:18:23.21	--:--:--	0		+6000	38°	38°
8	Tmp	20	0.578	15:19:50.12	--:--:--	0		+6000	38°	38°
9	Tmp	22	0.868	15:20:27.04	--:--:--	0		+6000	38°	38°
10	Tmp	25	1.220	15:21:17.89	--:--:--	0		+6000	38°	38°
11	Tmp	27	1.431	15:21:46.21	--:--:--	0		+6000	38°	38°
12	Tmp	29	1.732	15:22:23.69	--:--:--	0		+6000	38°	38°
13	Tmp	33	2.138	15:23:20.98	--:--:--	0		+6000	38°	38°
14	Tmp	37	2.987	15:24:56.75	--:--:--	0		+6000	38°	38°
15	Tmp	40	3.330	15:25:55.28	--:--:--	0		+6000	38°	38°
16	Tmp	44	3.768	15:26:55.21	--:--:--	0		+6000	38°	38°
17	Tmp	45	4.011	15:27:27.41	--:--:--	0		+6000	38°	38°
18	Tmp	46	4.293	15:27:53.66	--:--:--	0		+6000	38°	38°
19	Tmp	52	4.676	15:28:42.81	--:--:--	0		+6000	38°	38°
20	Tmp	54	5.014	15:29:22.67	--:--:--	0		+6000	38°	38°
21	Tmp	57	5.380	15:30:22.01	--:--:--	0		+6000	38°	38°
22	Tmp	59	5.584	15:30:46.47	--:--:--	0		+6000	38°	38°
23	Tmp	63	6.272	15:32:15.53	--:--:--	0		+6000	38°	38°
24	Tmp	64	6.513	15:32:38.80	--:--:--	0		+6000	38°	38°
25	Tmp	69	6.777	15:33:14.54	--:--:--	0		+6000	38°	38°
26	Tmp	71	7.116	15:33:50.14	--:--:--	0		+6000	38°	38°
27	Tmp	76	7.607	15:34:53.29	--:--:--	0		+6000	37°	38°
28	Tmp	79	8.175	15:36:28.88	--:--:--	0		+6000	38°	38°
29	Tmp	81	8.470	15:36:59.86	--:--:--	0		+6000	37°	38°
30	Tmp	83	8.748	15:37:32.55	--:--:--	0		+6000	37°	38°
31	Tmp	85	8.924	15:37:51.57	--:--:--	0		+6000	37°	38°
32	Tmp	88	9.250	15:38:56.52	--:--:--	0		+6000	37°	38°
33	Tmp	90	9.588	15:39:50.16	--:--:--	0		+6000	37°	38°
34	Tmp	94	10.163	15:41:21.25	--:--:--	0		+6000	37°	38°
35	Tmp	99	10.640	15:42:42.74	--:--:--	0		+6000	37°	38°
36	Tmp	102	11.004	15:43:41.11	--:--:--	0		+6000	37°	38°
37	Tmp	104	11.145	15:44:03.24	--:--:--	0		+6000	37°	38°
38	Tmp	105	11.295	15:44:21.97	--:--:--	0		+6000	37°	38°
39	Tmp	107	11.497	15:44:43.90	--:--:--	0		+6000	37°	38°
40	Tmp	109	11.855	15:45:20.02	--:--:--	0		+6000	37°	38°
41	Tmp	110	12.079	15:45:44.93	--:--:--	0		+6000	37°	38°
42	Tmp	112	12.374	15:46:22.42	--:--:--	0		+6000	37°	38°
43	Tmp	114	12.922	15:47:34.92	--:--:--	0		+6000	37°	38°
44	Tmp	124	1.791	16:31:48.43	--:--:--	0		+6000	37°	38°
45	Tmp	129	4.728	16:37:05.31	--:--:--	0		+6000	37°	38°
46	Tmp	133	6.318	16:39:50.29	--:--:--	0		+6000	37°	38°
47	Tmp	138	0.396	16:44:42.17	--:--:--	0		+6000	37°	38°
48	Tmp	139	0.641	16:45:15.13	--:--:--	0		+6000	37°	38°
49	Tmp	142	1.113	16:46:01.69	--:--:--	0		+6000	37°	38°
50	Tmp	144	1.712	16:47:08.29	--:--:--	0		+6000	37°	38°
51	Tmp	146	2.013	16:47:47.41	--:--:--	0		+6000	37°	38°
52	Tmp	147	2.215	16:48:11.65	--:--:--	0		+6000	37°	38°
53	Tmp	149	2.498	16:48:45.28	--:--:--	0		+6000	37°	38°
54	Tmp	151	2.742	16:49:13.38	--:--:--	0		+6000	37°	38°
55	Tmp	153	2.945	16:49:33.71	--:--:--	0		+6000	37°	38°
56	Tmp	157	3.333	16:50:20.35	--:--:--	0		+6000	37°	38°
57	Tmp	162	4.086	16:51:48.64	--:--:--	0		+6000	37°	38°

PC	Tp	Trc	DistPC	Ideal	Passagem	Pen	Erro	Pontos	NoPC	AtePC
58	Tmp	164	4.357	16:52:21.96	--:--:--	0		+6000	37°	38°
59	Tmp	167	4.647	16:52:58.59	--:--:--	0		+6000	37°	38°
60	Tmp	169	4.926	16:53:24.56	--:--:--	0		+6000	37°	38°
61	Tmp	170	5.116	16:53:47.02	--:--:--	0		+6000	37°	38°
62	Tmp	171	5.558	16:54:51.12	--:--:--	0		+6000	37°	38°
63	Tmp	174	5.925	16:55:28.32	--:--:--	0		+6000	37°	38°
64	Tmp	176	6.374	16:56:16.41	--:--:--	0		+6000	37°	38°
65	Tmp	179	6.729	16:57:02.89	--:--:--	0		+6000	37°	38°
66	Tmp	181	7.027	16:57:29.23	--:--:--	0		+6000	37°	38°

Num	210	Pen	0	PCZ	0	Total PP	396000	Col. Final	NC
-----	-----	-----	---	-----	---	----------	--------	------------	----

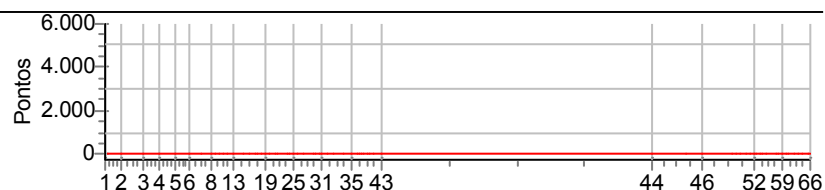


Performance Individual

PC	Tp	Trc	DistPC	Ideal	Passagem	Pen	Erro	Pontos	NoPC	AtePC
N	211	211 / Matias Grazziotin / Luciano Peruffo								
u	NC	Cat / NL / Largada JUNIOR / 74 / 09:14:00								
m	NC	Passo Fundo TROLLER								
PC	Tp	Trc	DistPC	Ideal	Passagem	Pen	Erro	Pontos	NoPC	AtePC
1	Tmp	4	11.209	14:28:34.68	--:--:--	0		+6000	42°	42°
2	Tmp	7	12.631	14:31:04.44	--:--:--	0		+6000	42°	42°
3	Tmp	11	14.756	14:34:54.01	--:--:--	0		+6000	42°	42°
4	Tmp	12	16.190	14:37:20.54	--:--:--	0		+6000	42°	42°
5	Tmp	15	17.631	14:39:59.84	--:--:--	0		+6000	42°	42°
6	Tmp	18	19.050	14:42:10.41	--:--:--	0		+6000	42°	42°
7	Tmp	18	20.378	14:44:23.21	--:--:--	0		+6000	42°	42°
8	Tmp	20	0.578	14:45:50.12	--:--:--	0		+6000	42°	42°
9	Tmp	22	0.868	14:46:27.04	--:--:--	0		+6000	42°	42°
10	Tmp	25	1.220	14:47:17.89	--:--:--	0		+6000	42°	42°
11	Tmp	27	1.431	14:47:46.21	--:--:--	0		+6000	42°	42°
12	Tmp	29	1.732	14:48:23.69	--:--:--	0		+6000	42°	42°
13	Tmp	33	2.138	14:49:20.98	--:--:--	0		+6000	42°	42°
14	Tmp	37	2.987	14:50:56.75	--:--:--	0		+6000	42°	42°
15	Tmp	40	3.330	14:51:55.28	--:--:--	0		+6000	42°	42°
16	Tmp	44	3.768	14:52:55.21	--:--:--	0		+6000	42°	42°
17	Tmp	45	4.011	14:53:27.41	--:--:--	0		+6000	42°	42°
18	Tmp	46	4.293	14:53:53.66	--:--:--	0		+6000	42°	42°
19	Tmp	52	4.676	14:54:42.81	--:--:--	0		+6000	42°	42°
20	Tmp	54	5.014	14:55:22.67	--:--:--	0		+6000	42°	42°
21	Tmp	57	5.380	14:56:22.01	--:--:--	0		+6000	42°	42°
22	Tmp	59	5.584	14:56:46.47	--:--:--	0		+6000	42°	42°
23	Tmp	63	6.272	14:58:15.53	--:--:--	0		+6000	42°	42°
24	Tmp	64	6.513	14:58:38.80	--:--:--	0		+6000	42°	42°
25	Tmp	69	6.777	14:59:14.54	--:--:--	0		+6000	42°	42°
26	Tmp	71	7.116	14:59:50.14	--:--:--	0		+6000	42°	42°
27	Tmp	76	7.607	15:00:53.29	--:--:--	0		+6000	41°	42°
28	Tmp	79	8.175	15:02:28.88	--:--:--	0		+6000	42°	42°
29	Tmp	81	8.470	15:02:59.86	--:--:--	0		+6000	41°	42°
30	Tmp	83	8.748	15:03:32.55	--:--:--	0		+6000	41°	42°
31	Tmp	85	8.924	15:03:51.57	--:--:--	0		+6000	41°	42°
32	Tmp	88	9.250	15:04:56.52	--:--:--	0		+6000	41°	42°
33	Tmp	90	9.588	15:05:50.16	--:--:--	0		+6000	41°	42°
34	Tmp	94	10.163	15:07:21.25	--:--:--	0		+6000	41°	42°
35	Tmp	99	10.640	15:08:42.74	--:--:--	0		+6000	41°	42°
36	Tmp	102	11.004	15:09:41.11	--:--:--	0		+6000	41°	42°
37	Tmp	104	11.145	15:10:03.24	--:--:--	0		+6000	41°	42°
38	Tmp	105	11.295	15:10:21.97	--:--:--	0		+6000	41°	42°
39	Tmp	107	11.497	15:10:43.90	--:--:--	0		+6000	41°	42°
40	Tmp	109	11.855	15:11:20.02	--:--:--	0		+6000	41°	42°
41	Tmp	110	12.079	15:11:44.93	--:--:--	0		+6000	41°	42°
42	Tmp	112	12.374	15:12:22.42	--:--:--	0		+6000	41°	42°
43	Tmp	114	12.922	15:13:34.92	--:--:--	0		+6000	41°	42°
44	Tmp	124	1.791	15:57:48.43	--:--:--	0		+6000	41°	42°
45	Tmp	129	4.728	16:03:05.31	--:--:--	0		+6000	41°	42°
46	Tmp	133	6.318	16:05:50.29	--:--:--	0		+6000	41°	42°
47	Tmp	138	0.396	16:10:42.17	--:--:--	0		+6000	41°	42°
48	Tmp	139	0.641	16:11:15.13	--:--:--	0		+6000	41°	42°
49	Tmp	142	1.113	16:12:01.69	--:--:--	0		+6000	41°	42°
50	Tmp	144	1.712	16:13:08.29	--:--:--	0		+6000	41°	42°
51	Tmp	146	2.013	16:13:47.41	--:--:--	0		+6000	41°	42°
52	Tmp	147	2.215	16:14:11.65	--:--:--	0		+6000	41°	42°
53	Tmp	149	2.498	16:14:45.28	--:--:--	0		+6000	41°	42°
54	Tmp	151	2.742	16:15:13.38	--:--:--	0		+6000	41°	42°
55	Tmp	153	2.945	16:15:33.71	--:--:--	0		+6000	41°	42°
56	Tmp	157	3.333	16:16:20.35	--:--:--	0		+6000	41°	42°
57	Tmp	162	4.086	16:17:48.64	--:--:--	0		+6000	41°	42°

PC	Tp	Trc	DistPC	Ideal	Passagem	Pen	Erro	Pontos	NoPC	AtePC
58	Tmp	164	4.357	16:18:21.96	--:--:--	0		+6000	41°	42°
59	Tmp	167	4.647	16:18:58.59	--:--:--	0		+6000	41°	42°
60	Tmp	169	4.926	16:19:24.56	--:--:--	0		+6000	41°	42°
61	Tmp	170	5.116	16:19:47.02	--:--:--	0		+6000	41°	42°
62	Tmp	171	5.558	16:20:51.12	--:--:--	0		+6000	41°	42°
63	Tmp	174	5.925	16:21:28.32	--:--:--	0		+6000	41°	42°
64	Tmp	176	6.374	16:22:16.41	--:--:--	0		+6000	41°	42°
65	Tmp	179	6.729	16:23:02.89	--:--:--	0		+6000	41°	42°
66	Tmp	181	7.027	16:23:29.23	--:--:--	0		+6000	41°	42°

Num	211	Pen	0	PCZ	0	Total PP	396000	Col. Final	NC
-----	-----	-----	---	-----	---	----------	--------	------------	----

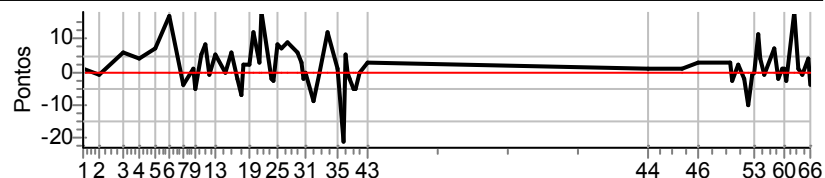


Performance Individual

PC	Tp	Trc	DistPC	Ideal	Passagem	Pen	Erro	Pontos	NoPC	AtePC
N	212	212 / Rafael Cabongue / Neto Andrade								
u	1°	Cat / NL / Largada JUNIOR / 65 / 09:05:00								
m		Itajai TROLLER								
PC	Tp	Trc	DistPC	Ideal	Passagem	Pen	Erro	Pontos	NoPC	AtePC
1	Tmp	4	11.209	14:19:34.68	14:19:34.80	0	0.1s	+1	4°	4°
2	Tmp	7	12.631	14:22:04.44	14:22:04.39	0	0.1s	-1	13°	9°
3	Tmp	11	14.756	14:25:54.01	14:25:54.59	0	0.6s	+6	11°	2°
4	Tmp	12	16.190	14:28:20.54	14:28:20.93	0	0.4s	+4	12°	4°
5	Tmp	15	17.631	14:30:59.84	14:31:00.58	0	0.7s	+7	19°	9°
6	Tmp	18	19.050	14:33:10.41	14:33:12.11	0	1.7s	[+17]	27°	11°
7	Tmp	18	20.378	14:35:23.21	14:35:22.84	0	0.4s	-4	18°	11°
8	Tmp	20	0.578	14:36:50.12	14:36:50.24	0	0.1s	+1	2°	8°
9	Tmp	22	0.868	14:37:27.04	14:37:26.55	0	0.5s	-5	24°	8°
10	Tmp	25	1.220	14:38:17.89	14:38:18.37	0	0.5s	+5	14°	8°
11	Tmp	27	1.431	14:38:46.21	14:38:46.96	0	0.8s	+8	13°	8°
12	Tmp	29	1.732	14:39:23.69	14:39:23.61	0	0.1s	-1	7°	7°
13	Tmp	33	2.138	14:40:20.98	14:40:21.47	0	0.5s	+5	28°	8°
14	Tmp	37	2.987	14:41:56.75	14:41:56.78	0	0.0s	0	3°	8°
15	Tmp	40	3.330	14:42:55.28	14:42:55.90	0	0.6s	+6	13°	8°
16	Tmp	44	3.768	14:43:55.21	14:43:55.05	0	0.2s	-2	6°	7°
17	Tmp	45	4.011	14:44:27.41	14:44:26.70	0	0.7s	-7	23°	8°
18	Tmp	46	4.293	14:44:53.66	14:44:53.88	0	0.2s	+2	11°	7°
19	Tmp	52	4.676	14:45:42.81	14:45:43.05	0	0.2s	+2	8°	3°
20	Tmp	54	5.014	14:46:22.67	14:46:23.90	0	1.2s	[+12]	21°	6°
21	Tmp	57	5.380	14:47:22.01	14:47:22.27	0	0.3s	+3	12°	6°
22	Tmp	59	5.584	14:47:46.47	14:47:48.25	0	1.8s	[+18]	3°	4°
23	Tmp	63	6.272	14:49:15.53	14:49:15.37	0	0.2s	-2	14°	4°
24	Tmp	64	6.513	14:49:38.80	14:49:38.47	0	0.3s	-3	11°	4°
25	Tmp	69	6.777	14:50:14.54	14:50:15.32	0	0.8s	+8	16°	4°
26	Tmp	71	7.116	14:50:50.14	14:50:50.83	0	0.7s	+7	11°	3°
27	Tmp	76	7.607	14:51:53.29	14:51:54.20	0	0.9s	+9	1°	3°
28	Tmp	79	8.175	14:53:28.88	14:53:29.50	0	0.6s	+6	22°	3°
29	Tmp	81	8.470	14:53:59.86	14:54:00.19	0	0.3s	+3	5°	3°
30	Tmp	83	8.748	14:54:32.55	14:54:32.39	0	0.2s	-2	7°	3°
31	Tmp	85	8.924	14:54:51.57	14:54:51.58	0	0.0s	0	4°	3°
32	Tmp	88	9.250	14:55:56.52	14:55:55.66	0	0.9s	-9	28°	4°
33	Tmp	90	9.588	14:56:50.16	14:56:50.17	0	0.0s	0	1°	3°
34	Tmp	94	10.163	14:58:21.25	14:58:22.49	0	1.2s	+12	8°	3°
35	Tmp	99	10.640	14:59:42.74	14:59:42.83	0	0.1s	+1	4°	2°
36	Tmp	102	11.004	15:00:41.11	15:00:39.03	0	2.1s	[-21]	29°	2°
37	Tmp	104	11.145	15:01:03.24	15:01:03.70	0	0.5s	+5	3°	2°
38	Tmp	105	11.295	15:01:21.97	15:01:22.00	0	0.0s	0	2°	2°
39	Tmp	107	11.497	15:01:43.90	15:01:43.72	0	0.2s	-2	7°	2°
40	Tmp	109	11.855	15:02:20.02	15:02:19.57	0	0.5s	-5	27°	2°
41	Tmp	110	12.079	15:02:44.93	15:02:44.44	0	0.5s	-5	21°	2°
42	Tmp	112	12.374	15:03:22.42	15:03:22.46	0	0.0s	0	6°	2°
43	Tmp	114	12.922	15:04:34.92	15:04:35.23	0	0.3s	+3	6°	2°
44	Tmp	124	1.791	15:48:48.43	15:48:48.48	0	0.1s	+1	7°	2°
45	Tmp	129	4.728	15:54:05.31	15:54:05.41	0	0.1s	+1	10°	2°
46	Tmp	133	6.318	15:56:50.29	15:56:50.58	0	0.3s	+3	10°	2°
47	Tmp	138	0.396	16:01:42.17	16:01:42.43	0	0.3s	+3	15°	2°
48	Tmp	139	0.641	16:02:15.13	16:02:14.88	0	0.3s	-3	15°	2°
49	Tmp	142	1.113	16:03:01.69	16:03:01.92	0	0.2s	+2	4°	2°
50	Tmp	144	1.712	16:04:08.29	16:04:08.06	0	0.2s	-2	11°	2°
51	Tmp	146	2.013	16:04:47.41	16:04:46.40	0	1.0s	-10	21°	2°
52	Tmp	147	2.215	16:05:11.65	16:05:11.56	0	0.1s	-1	6°	2°
53	Tmp	149	2.498	16:05:45.28	16:05:45.32	0	0.0s	0	6°	2°
54	Tmp	151	2.742	16:06:13.38	16:06:14.47	0	1.1s	+11	9°	2°
55	Tmp	153	2.945	16:06:33.71	16:06:34.15	0	0.4s	+4	5°	2°
56	Tmp	157	3.333	16:07:20.35	16:07:20.25	0	0.1s	-1	3°	2°
57	Tmp	162	4.086	16:08:48.64	16:08:49.33	0	0.7s	+7	5°	2°

PC	Tp	Trc	DistPC	Ideal	Passagem	Pen	Erro	Pontos	NoPC	AtePC
58	Tmp	164	4.357	16:09:21.96	16:09:21.78	0	0.2s	-2	13°	2°
59	Tmp	167	4.647	16:09:58.59	16:09:58.72	0	0.1s	+1	1°	2°
60	Tmp	169	4.926	16:10:24.56	16:10:24.67	0	0.1s	+1	6°	2°
61	Tmp	170	5.116	16:10:47.02	16:10:46.69	0	0.3s	-3	9°	2°
62	Tmp	171	5.558	16:11:51.12	16:11:52.95	0	1.8s	[+18]	1°	1°
63	Tmp	174	5.925	16:12:28.32	16:12:28.44	0	0.1s	+1	4°	1°
64	Tmp	176	6.374	16:13:16.41	16:13:16.31	0	0.1s	-1	7°	1°
65	Tmp	179	6.729	16:14:02.89	16:14:03.28	0	0.4s	+4	18°	1°
66	Tmp	181	7.027	16:14:29.23	16:14:28.83	0	0.4s	-4	25°	1°

Num	212	Pen	0	PCZ	6	Total PP	218	Col. Final	1°
-----	-----	-----	---	-----	---	----------	-----	------------	----

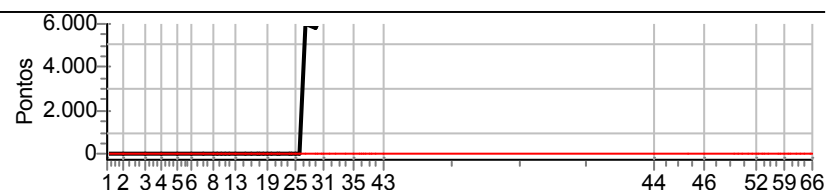


Performance Individual

PC	Tp	Trc	DistPC	Ideal	Passagem	Pen	Erro	Pontos	NoPC	AtePC
N	213	213 / Giuliano Ziembowicz / Alexandre Daniel Bonan								
u		Cat / NL / Largada JUNIOR / 66 / 09:06:00								
m	37°	Florianopolis TROLLER								
PC	Tp	Trc	DistPC	Ideal	Passagem	Pen	Erro	Pontos	NoPC	AtePC
1	Tmp	4	11.209	14:20:34.68	14:20:35.10	0	0.4s	+4	19°	19°
2	Tmp	7	12.631	14:23:04.44	14:23:05.01	0	0.6s	+6	29°	26°
3	Tmp	11	14.756	14:26:54.01	14:26:54.61	0	0.6s	+6	10°	25°
4	Tmp	12	16.190	14:29:20.54	14:29:20.79	0	0.3s	+3	7°	17°
5	Tmp	15	17.631	14:31:59.84	14:32:00.22	0	0.4s	+4	11°	15°
6	Tmp	18	19.050	14:34:10.41	14:34:11.40	0	1.0s	[+10]	13°	13°
7	Tmp	18	20.378	14:36:23.21	14:36:23.04	0	0.2s	-2	15°	13°
8	Tmp	20	0.578	14:37:50.12	14:37:51.15	0	1.0s	+10	21°	11°
9	Tmp	22	0.868	14:38:27.04	14:38:27.66	0	0.6s	+6	25°	12°
10	Tmp	25	1.220	14:39:17.89	14:39:18.79	0	0.9s	+9	23°	16°
11	Tmp	27	1.431	14:39:46.21	14:39:46.85	0	0.6s	+6	8°	14°
12	Tmp	29	1.732	14:40:23.69	14:40:24.39	0	0.7s	+7	18°	15°
13	Tmp	33	2.138	14:41:20.98	14:41:21.10	0	0.1s	+1	14°	14°
14	Tmp	37	2.987	14:42:56.75	14:42:56.95	0	0.2s	+2	9°	10°
15	Tmp	40	3.330	14:43:55.28	14:43:56.29	0	1.0s	+10	16°	12°
16	Tmp	44	3.768	14:44:55.21	14:44:55.22	0	0.0s	0	2°	9°
17	Tmp	45	4.011	14:45:27.41	14:45:27.82	0	0.4s	+4	17°	9°
18	Tmp	46	4.293	14:45:53.66	14:45:53.70	0	0.0s	0	5°	9°
19	Tmp	52	4.676	14:46:42.81	14:46:43.32	0	0.5s	+5	10°	9°
20	Tmp	54	5.014	14:47:22.67	14:47:23.90	0	1.2s	[+12]	20°	10°
21	Tmp	57	5.380	14:48:22.01	14:48:22.44	0	0.4s	+4	17°	9°
22	Tmp	59	5.584	14:48:46.47	14:48:50.87	0	4.4s	+44	20°	8°
23	Tmp	63	6.272	14:50:15.53	14:50:16.45	0	0.9s	+9	28°	9°
24	Tmp	64	6.513	14:50:38.80	14:50:40.16	0	1.4s	[+14]	27°	9°
25	Tmp	69	6.777	14:51:14.54	14:51:15.71	0	1.2s	[+12]	23°	10°
26	Tmp	71	7.116	14:51:50.14	14:51:50.94	0	0.8s	+8	16°	12°
27	Tmp	76	7.607	14:52:53.29	15:03:03.68	0	10m10s	+6000	43°	35°
28	Tmp	79	8.175	14:54:28.88	15:04:12.54	0	9m43s	[+5837]	37°	35°
29	Tmp	81	8.470	14:54:59.86	15:05:11.29	0	10m11s	+6000	43°	35°
30	Tmp	83	8.748	14:55:32.55	15:05:37.65	0	10m05s	+6000	43°	35°
31	Tmp	85	8.924	14:55:51.57	15:05:55.62	0	10m04s	+6000	43°	37°
32	Tmp	88	9.250	14:56:56.52	15:06:59.41	0	10m02s	+6000	43°	37°
33	Tmp	90	9.588	14:57:50.16	15:16:26.96	0	18m36s	+6000	43°	37°
34	Tmp	94	10.163	14:59:21.25	15:17:42.52	0	18m21s	+6000	43°	37°
35	Tmp	99	10.640	15:00:42.74	15:18:58.78	0	18m16s	+6000	43°	37°
36	Tmp	102	11.004	15:01:41.11	15:19:57.78	0	18m16s	+6000	43°	37°
37	Tmp	104	11.145	15:02:03.24	15:20:15.03	0	18m11s	+6000	43°	37°
38	Tmp	105	11.295	15:02:21.97	15:20:31.21	0	18m09s	+6000	43°	37°
39	Tmp	107	11.497	15:02:43.90	15:20:50.94	0	18m07s	+6000	43°	37°
40	Tmp	109	11.855	15:03:20.02	15:21:24.82	0	18m04s	+6000	43°	37°
41	Tmp	110	12.079	15:03:44.93	15:21:48.19	0	18m03s	+6000	43°	37°
42	Tmp	112	12.374	15:04:22.42	15:22:27.08	0	18m04s	+6000	43°	37°
43	Tmp	114	12.922	15:05:34.92	15:23:39.45	0	18m04s	+6000	43°	37°
44	Tmp	124	1.791	15:49:48.43	--:--:--	0		+6000	43°	37°
45	Tmp	129	4.728	15:55:05.31	--:--:--	0		+6000	43°	37°
46	Tmp	133	6.318	15:57:50.29	--:--:--	0		+6000	43°	37°
47	Tmp	138	0.396	16:02:42.17	--:--:--	0		+6000	43°	37°
48	Tmp	139	0.641	16:03:15.13	--:--:--	0		+6000	43°	37°
49	Tmp	142	1.113	16:04:01.69	--:--:--	0		+6000	43°	37°
50	Tmp	144	1.712	16:05:08.29	--:--:--	0		+6000	43°	37°
51	Tmp	146	2.013	16:05:47.41	--:--:--	0		+6000	43°	37°
52	Tmp	147	2.215	16:06:11.65	--:--:--	0		+6000	43°	37°
53	Tmp	149	2.498	16:06:45.28	--:--:--	0		+6000	43°	37°
54	Tmp	151	2.742	16:07:13.38	--:--:--	0		+6000	43°	37°
55	Tmp	153	2.945	16:07:33.71	--:--:--	0		+6000	43°	37°
56	Tmp	157	3.333	16:08:20.35	--:--:--	0		+6000	43°	37°
57	Tmp	162	4.086	16:09:48.64	--:--:--	0		+6000	43°	37°

PC	Tp	Trc	DistPC	Ideal	Passagem	Pen	Erro	Pontos	NoPC	AtePC
58	Tmp	164	4.357	16:10:21.96	--:--:--	0		+6000	43°	37°
59	Tmp	167	4.647	16:10:58.59	--:--:--	0		+6000	43°	37°
60	Tmp	169	4.926	16:11:24.56	--:--:--	0		+6000	43°	37°
61	Tmp	170	5.116	16:11:47.02	--:--:--	0		+6000	43°	37°
62	Tmp	171	5.558	16:12:51.12	--:--:--	0		+6000	43°	37°
63	Tmp	174	5.925	16:13:28.32	--:--:--	0		+6000	43°	37°
64	Tmp	176	6.374	16:14:16.41	--:--:--	0		+6000	43°	37°
65	Tmp	179	6.729	16:15:02.89	--:--:--	0		+6000	43°	37°
66	Tmp	181	7.027	16:15:29.23	--:--:--	0		+6000	43°	37°

Num	213	Pen	0	PCZ	2	Total PP	234150	Col. Final	37°
-----	-----	-----	---	-----	---	----------	--------	------------	-----

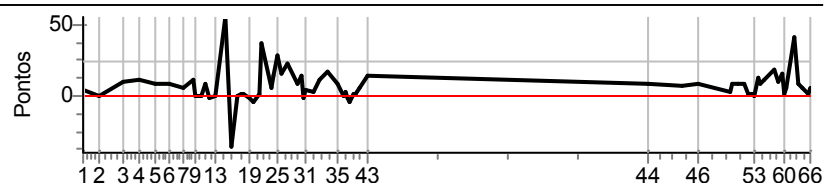


Performance Individual

PC	Tp	Trc	DistPC	Ideal	Passagem	Pen	Erro	Pontos	NoPC	AtePC
N	215	215 / Charles Marcelo Ritter / Marcelo Almada Coelho Ritter								
u		Cat / NL / Largada JUNIOR / 72 / 09:12:00								
m	12°	Florianopolis PAJERO FULL								
PC	Tp	Trc	DistPC	Ideal	Passagem	Pen	Erro	Pontos	NoPC	AtePC
1	Tmp	4	11.209	14:26:34.68	14:26:35.11	0	0.4s	+4	17°	17°
2	Tmp	7	12.631	14:29:04.44	14:29:04.48	0	0.0s	0	3°	3°
3	Tmp	11	14.756	14:32:54.01	14:32:55.04	0	1.0s	+10	17°	11°
4	Tmp	12	16.190	14:35:20.54	14:35:21.63	0	1.1s	+11	27°	19°
5	Tmp	15	17.631	14:37:59.84	14:38:00.65	0	0.8s	+8	23°	20°
6	Tmp	18	19.050	14:40:10.41	14:40:11.35	0	0.9s	+9	9°	18°
7	Tmp	18	20.378	14:42:23.21	14:42:23.78	0	0.6s	+6	24°	19°
8	Tmp	20	0.578	14:43:50.12	14:43:51.19	0	1.1s	+11	22°	20°
9	Tmp	22	0.868	14:44:27.04	14:44:27.08	0	0.0s	0	2°	17°
10	Tmp	25	1.220	14:45:17.89	14:45:17.88	0	0.0s	0	2°	13°
11	Tmp	27	1.431	14:45:46.21	14:45:46.99	0	0.8s	+8	12°	15°
12	Tmp	29	1.732	14:46:23.69	14:46:23.59	0	0.1s	-1	6°	10°
13	Tmp	33	2.138	14:47:20.98	14:47:20.97	0	0.0s	0	7°	10°
14	Tmp	37	2.987	14:48:56.75	14:49:02.35	0	5.6s	[+56]	35°	11°
15	Tmp	40	3.330	14:49:55.28	14:49:51.67	0	3.6s	-36	34°	21°
16	Tmp	44	3.768	14:50:55.21	14:50:55.17	0	0.0s	0	1°	18°
17	Tmp	45	4.011	14:51:27.41	14:51:27.50	0	0.1s	+1	7°	18°
18	Tmp	46	4.293	14:51:53.66	14:51:53.89	0	0.2s	+2	9°	17°
19	Tmp	52	4.676	14:52:42.81	14:52:42.58	0	0.2s	-2	7°	16°
20	Tmp	54	5.014	14:53:22.67	14:53:22.17	0	0.5s	-5	14°	12°
21	Tmp	57	5.380	14:54:22.01	14:54:22.10	0	0.1s	+1	7°	11°
22	Tmp	59	5.584	14:54:46.47	14:54:50.17	0	3.7s	+37	17°	17°
23	Tmp	63	6.272	14:56:15.53	14:56:16.04	0	0.5s	+5	22°	17°
24	Tmp	64	6.513	14:56:38.80	14:56:40.17	0	1.4s	+14	26°	17°
25	Tmp	69	6.777	14:57:14.54	14:57:17.46	0	2.9s	[+29]	32°	17°
26	Tmp	71	7.116	14:57:50.14	14:57:51.76	0	1.6s	+16	27°	18°
27	Tmp	76	7.607	14:58:53.29	14:58:55.56	0	2.3s	[+23]	17°	17°
28	Tmp	79	8.175	15:00:28.88	15:00:29.69	0	0.8s	+8	25°	16°
29	Tmp	81	8.470	15:00:59.86	15:01:01.32	0	1.5s	+15	21°	15°
30	Tmp	83	8.748	15:01:32.55	15:01:32.49	0	0.1s	-1	4°	15°
31	Tmp	85	8.924	15:01:51.57	15:01:51.99	0	0.4s	+4	19°	16°
32	Tmp	88	9.250	15:02:56.52	15:02:56.80	0	0.3s	+3	17°	16°
33	Tmp	90	9.588	15:03:50.16	15:03:51.28	0	1.1s	+11	17°	16°
34	Tmp	94	10.163	15:05:21.25	15:05:22.94	0	1.7s	[+17]	14°	15°
35	Tmp	99	10.640	15:06:42.74	15:06:43.49	0	0.8s	+8	20°	15°
36	Tmp	102	11.004	15:07:41.11	15:07:41.11	0	0.0s	0	2°	15°
37	Tmp	104	11.145	15:08:03.24	15:08:03.57	0	0.3s	+3	1°	14°
38	Tmp	105	11.295	15:08:21.97	15:08:21.90	0	0.1s	-1	6°	14°
39	Tmp	107	11.497	15:08:43.90	15:08:43.47	0	0.4s	-4	14°	14°
40	Tmp	109	11.855	15:09:20.02	15:09:20.22	0	0.2s	+2	15°	14°
41	Tmp	110	12.079	15:09:44.93	15:09:45.14	0	0.2s	+2	13°	13°
42	Tmp	112	12.374	15:10:22.42	15:10:23.04	0	0.6s	+6	22°	13°
43	Tmp	114	12.922	15:11:34.92	15:11:36.29	0	1.4s	+14	25°	13°
44	Tmp	124	1.791	15:55:48.43	15:55:49.25	0	0.8s	+8	29°	14°
45	Tmp	129	4.728	16:01:05.31	16:01:05.98	0	0.7s	+7	29°	14°
46	Tmp	133	6.318	16:03:50.29	16:03:51.12	0	0.8s	+8	22°	14°
47	Tmp	138	0.396	16:08:42.17	16:08:42.50	0	0.3s	+3	14°	15°
48	Tmp	139	0.641	16:09:15.13	16:09:15.98	0	0.9s	+9	27°	15°
49	Tmp	142	1.113	16:10:01.69	16:10:02.53	0	0.8s	+8	16°	15°
50	Tmp	144	1.712	16:11:08.29	16:11:09.13	0	0.8s	+8	26°	15°
51	Tmp	146	2.013	16:11:47.41	16:11:47.48	0	0.1s	+1	5°	15°
52	Tmp	147	2.215	16:12:11.65	16:12:11.83	0	0.2s	+2	12°	15°
53	Tmp	149	2.498	16:12:45.28	16:12:45.25	0	0.0s	0	3°	14°
54	Tmp	151	2.742	16:13:13.38	16:13:14.69	0	1.3s	+13	10°	14°
55	Tmp	153	2.945	16:13:33.71	16:13:34.47	0	0.8s	+8	10°	14°
56	Tmp	157	3.333	16:14:20.35	16:14:21.44	0	1.1s	+11	18°	14°
57	Tmp	162	4.086	16:15:48.64	16:15:50.57	0	1.9s	[+19]	27°	14°

PC	Tp	Trc	DistPC	Ideal	Passagem	Pen	Erro	Pontos	NoPC	AtePC
58	Tmp	164	4.357	16:16:21.96	16:16:22.92	0	1.0s	+10	28°	14°
59	Tmp	167	4.647	16:16:58.59	16:17:00.17	0	1.6s	+16	7°	14°
60	Tmp	169	4.926	16:17:24.56	16:17:24.70	0	0.1s	+1	5°	12°
61	Tmp	170	5.116	16:17:47.02	16:17:47.66	0	0.6s	+6	12°	11°
62	Tmp	171	5.558	16:18:51.12	16:18:55.26	0	4.1s	+41	25°	12°
63	Tmp	174	5.925	16:19:28.32	16:19:29.24	0	0.9s	+9	22°	13°
64	Tmp	176	6.374	16:20:16.41	16:20:16.95	0	0.5s	+5	11°	12°
65	Tmp	179	6.729	16:21:02.89	16:21:02.98	0	0.1s	+1	8°	12°
66	Tmp	181	7.027	16:21:29.23	16:21:29.71	0	0.5s	+5	27°	12°

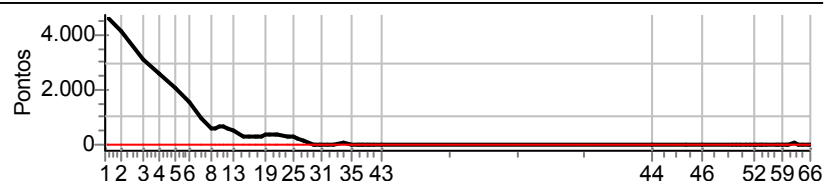
Num	215	Pen	0	PCZ	7	Total PP	449	Col. Final	12°
-----	-----	-----	---	-----	---	----------	-----	------------	-----



Performance Individual

PC	Tp	Trc	DistPC	Ideal	Passagem	Pen	Erro	Pontos	NoPC	AtePC
N	217	217 / Sergio Zimmermann / Ricardo Zimmermann								
u		Cat / NL / Largada JUNIOR / 93 / 09:33:00								
m	35°	Sao Bento do Sul TROLLER								
PC	Tp	Trc	DistPC	Ideal	Passagem	Pen	Erro	Pontos	NoPC	AtePC
1	Tmp	4	11.209	14:47:34.68	14:55:26.69	0	7m52s	[+4720]	37°	36°
2	Tmp	7	12.631	14:50:04.44	14:56:54.67	0	6m50s	+4102	37°	37°
3	Tmp	11	14.756	14:53:54.01	14:59:02.11	0	5m08s	+3081	37°	37°
4	Tmp	12	16.190	14:56:20.54	15:00:38.07	0	4m17s	+2575	37°	37°
5	Tmp	15	17.631	14:58:59.84	15:02:28.75	0	3m28s	+2089	37°	37°
6	Tmp	18	19.050	15:01:10.41	15:03:45.30	0	2m34s	+1549	37°	37°
7	Tmp	18	20.378	15:03:23.21	15:04:56.41	0	1m33s	+932	37°	37°
8	Tmp	20	0.578	15:04:50.12	15:05:51.80	0	1m01s	+617	37°	37°
9	Tmp	22	0.868	15:05:27.04	15:06:29.00	0	1m02s	+620	37°	37°
10	Tmp	25	1.220	15:06:17.89	15:07:20.29	0	1m02s	+624	37°	37°
11	Tmp	27	1.431	15:06:46.21	15:07:49.00	0	1m02s	+628	37°	37°
12	Tmp	29	1.732	15:07:23.69	15:08:25.08	0	1m01s	+614	37°	37°
13	Tmp	33	2.138	15:08:20.98	15:09:14.85	0	53.9s	+539	37°	37°
14	Tmp	37	2.987	15:09:56.75	15:10:29.21	0	32.5s	+325	37°	37°
15	Tmp	40	3.330	15:10:55.28	15:11:26.37	0	31.1s	+311	37°	37°
16	Tmp	44	3.768	15:11:55.21	15:12:27.66	0	32.5s	+325	36°	37°
17	Tmp	45	4.011	15:12:27.41	15:12:59.19	0	31.8s	+318	36°	37°
18	Tmp	46	4.293	15:12:53.66	15:13:25.28	0	31.6s	+316	36°	37°
19	Tmp	52	4.676	15:13:42.81	15:14:21.30	0	38.5s	+385	36°	37°
20	Tmp	54	5.014	15:14:22.67	15:14:56.41	0	33.7s	+337	36°	37°
21	Tmp	57	5.380	15:15:22.01	15:15:56.87	0	34.9s	+349	36°	37°
22	Tmp	59	5.584	15:15:46.47	15:16:24.57	0	38.1s	+381	36°	37°
23	Tmp	63	6.272	15:17:15.53	15:17:46.21	0	30.7s	+307	36°	37°
24	Tmp	64	6.513	15:17:38.80	15:18:10.08	0	31.3s	+313	36°	37°
25	Tmp	69	6.777	15:18:14.54	15:18:47.04	0	32.5s	+325	36°	37°
26	Tmp	71	7.116	15:18:50.14	15:19:14.78	0	24.6s	+246	36°	37°
27	Tmp	76	7.607	15:19:53.29	15:20:04.70	0	11.4s	+114	29°	37°
28	Tmp	79	8.175	15:21:28.88	15:21:28.91	0	0.0s	0	2°	37°
29	Tmp	81	8.470	15:21:59.86	15:22:00.84	0	1.0s	+10	12°	37°
30	Tmp	83	8.748	15:22:32.55	15:22:33.02	0	0.5s	+5	15°	37°
31	Tmp	85	8.924	15:22:51.57	15:22:53.25	0	1.7s	[+17]	26°	35°
32	Tmp	88	9.250	15:23:56.52	15:23:56.59	0	0.1s	+1	4°	35°
33	Tmp	90	9.588	15:24:50.16	15:24:51.17	0	1.0s	+10	14°	35°
34	Tmp	94	10.163	15:26:21.25	15:26:24.63	0	3.4s	+34	28°	35°
35	Tmp	99	10.640	15:27:42.74	15:27:43.77	0	1.0s	+10	23°	35°
36	Tmp	102	11.004	15:28:41.11	15:28:42.06	0	1.0s	+10	20°	35°
37	Tmp	104	11.145	15:29:03.24	15:29:06.08	0	2.8s	[+28]	30°	35°
38	Tmp	105	11.295	15:29:21.97	15:29:22.81	0	0.8s	+8	21°	35°
39	Tmp	107	11.497	15:29:43.90	15:29:44.39	0	0.5s	+5	16°	35°
40	Tmp	109	11.855	15:30:20.02	15:30:20.15	0	0.1s	+1	5°	35°
41	Tmp	110	12.079	15:30:44.93	15:30:44.40	0	0.5s	-5	19°	35°
42	Tmp	112	12.374	15:31:22.42	15:31:22.40	0	0.0s	0	2°	35°
43	Tmp	114	12.922	15:32:34.92	15:32:35.86	0	0.9s	+9	18°	35°
44	Tmp	124	1.791	16:16:48.43	16:16:48.90	0	0.5s	+5	22°	35°
45	Tmp	129	4.728	16:22:05.31	16:22:05.63	0	0.3s	+3	17°	35°
46	Tmp	133	6.318	16:24:50.29	16:24:50.87	0	0.6s	+6	15°	35°
47	Tmp	138	0.396	16:29:42.17	16:29:42.75	0	0.6s	+6	20°	35°
48	Tmp	139	0.641	16:30:15.13	16:30:15.07	0	0.1s	-1	6°	35°
49	Tmp	142	1.113	16:31:01.69	16:31:02.23	0	0.5s	+5	9°	35°
50	Tmp	144	1.712	16:32:08.29	16:32:08.33	0	0.0s	0	2°	35°
51	Tmp	146	2.013	16:32:47.41	16:32:47.88	0	0.5s	+5	13°	35°
52	Tmp	147	2.215	16:33:11.65	16:33:12.28	0	0.6s	+6	21°	35°
53	Tmp	149	2.498	16:33:45.28	16:33:45.50	0	0.2s	+2	18°	35°
54	Tmp	151	2.742	16:34:13.38	16:34:14.77	0	1.4s	+14	12°	35°
55	Tmp	153	2.945	16:34:33.71	16:34:34.74	0	1.0s	+10	13°	35°
56	Tmp	157	3.333	16:35:20.35	16:35:21.96	0	1.6s	+16	23°	35°
57	Tmp	162	4.086	16:36:48.64	16:36:50.68	0	2.0s	[+20]	29°	35°

PC	Tp	Trc	DistPC	Ideal	Passagem	Pen	Erro	Pontos	NoPC	AtePC
58	Tmp	164	4.357	16:37:21.96	16:37:21.86	0	0.1s	-1	4°	35°
59	Tmp	167	4.647	16:37:58.59	16:38:00.48	0	1.9s	[+19]	10°	35°
60	Tmp	169	4.926	16:38:24.56	16:38:25.86	0	1.3s	+13	21°	35°
61	Tmp	170	5.116	16:38:47.02	16:38:47.20	0	0.2s	+2	5°	35°
62	Tmp	171	5.558	16:39:51.12	16:39:55.14	0	4.0s	+40	22°	35°
63	Tmp	174	5.925	16:40:28.32	16:40:29.29	0	1.0s	+10	23°	35°
64	Tmp	176	6.374	16:41:16.41	16:41:17.17	0	0.8s	+8	16°	35°
65	Tmp	179	6.729	16:42:02.89	16:42:02.93	0	0.0s	0	2°	35°
66	Tmp	181	7.027	16:42:29.23	16:42:28.89	0	0.3s	-3	18°	35°
Num	217	Pen	0	PCZ	4	Total PP	22586	Col. Final	35°	

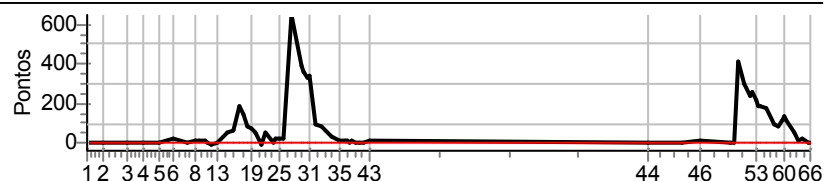


Performance Individual

PC	Tp	Trc	DistPC	Ideal	Passagem	Pen	Erro	Pontos	NoPC	AtePC
N	218	218 / Roberto Garcia Torrecillas / Tiago Jabes Fernandez								
u		Cat / NL / Largada JUNIOR / 97 / 09:37:00								
m	31°	Sao Paulo PAJERO FULL								
PC	Tp	Trc	DistPC	Ideal	Passagem	Pen	Erro	Pontos	NoPC	AtePC
1	Tmp	4	11.209	14:51:34.68	14:51:34.95	0	0.3s	+3	11°	11°
2	Tmp	7	12.631	14:54:04.44	14:54:04.67	0	0.2s	+2	15°	19°
3	Tmp	11	14.756	14:57:54.01	14:57:54.59	0	0.6s	+6	8°	15°
4	Tmp	12	16.190	15:00:20.54	15:00:20.86	0	0.3s	+3	6°	10°
5	Tmp	15	17.631	15:02:59.84	15:03:00.36	0	0.5s	+5	12°	10°
6	Tmp	18	19.050	15:05:10.41	15:05:12.11	0	1.7s	[+17]	25°	10°
7	Tmp	18	20.378	15:07:23.21	15:07:23.36	0	0.2s	+2	8°	8°
8	Tmp	20	0.578	15:08:50.12	15:08:51.11	0	1.0s	+10	16°	9°
9	Tmp	22	0.868	15:09:27.04	15:09:27.69	0	0.7s	+7	26°	10°
10	Tmp	25	1.220	15:10:17.89	15:10:19.29	0	1.4s	+14	30°	17°
11	Tmp	27	1.431	15:10:46.21	15:10:46.48	0	0.3s	+3	4°	13°
12	Tmp	29	1.732	15:11:23.69	15:11:23.08	0	0.6s	-6	14°	13°
13	Tmp	33	2.138	15:12:20.98	15:12:21.04	0	0.1s	+1	9°	13°
14	Tmp	37	2.987	15:13:56.75	15:14:02.38	0	5.6s	+56	34°	19°
15	Tmp	40	3.330	15:14:55.28	15:15:01.67	0	6.4s	+64	35°	28°
16	Tmp	44	3.768	15:15:55.21	15:16:13.38	0	18.2s	+182	32°	33°
17	Tmp	45	4.011	15:16:27.41	15:16:41.49	0	14.1s	+141	35°	33°
18	Tmp	46	4.293	15:16:53.66	15:17:02.15	0	8.5s	+85	35°	34°
19	Tmp	52	4.676	15:17:42.81	15:17:49.91	0	7.1s	+71	31°	34°
20	Tmp	54	5.014	15:18:22.67	15:18:27.88	0	5.2s	+52	32°	34°
21	Tmp	57	5.380	15:19:22.01	15:19:21.15	0	0.9s	-9	25°	34°
22	Tmp	59	5.584	15:19:46.47	15:19:51.55	0	5.1s	+51	25°	34°
23	Tmp	63	6.272	15:21:15.53	15:21:15.82	0	0.3s	+3	15°	34°
24	Tmp	64	6.513	15:21:38.80	15:21:40.52	0	1.7s	+17	30°	32°
25	Tmp	69	6.777	15:22:14.54	15:22:16.99	0	2.5s	[+25]	29°	32°
26	Tmp	71	7.116	15:22:50.14	15:22:52.71	0	2.6s	[+26]	33°	32°
27	Tmp	76	7.607	15:23:53.29	15:24:58.42	0	1m05s	[+651]	32°	32°
28	Tmp	79	8.175	15:25:28.88	15:26:08.60	0	39.7s	+397	32°	30°
29	Tmp	81	8.470	15:25:59.86	15:26:36.24	0	36.4s	+364	32°	30°
30	Tmp	83	8.748	15:26:32.55	15:27:06.09	0	33.5s	+335	32°	31°
31	Tmp	85	8.924	15:26:51.57	15:27:25.35	0	33.8s	+338	32°	31°
32	Tmp	88	9.250	15:27:56.52	15:28:06.11	0	9.6s	+96	32°	31°
33	Tmp	90	9.588	15:28:50.16	15:28:58.27	0	8.1s	+81	31°	31°
34	Tmp	94	10.163	15:30:21.25	15:30:24.36	0	3.1s	+31	27°	30°
35	Tmp	99	10.640	15:31:42.74	15:31:43.75	0	1.0s	+10	22°	30°
36	Tmp	102	11.004	15:32:41.11	15:32:42.65	0	1.5s	+15	24°	30°
37	Tmp	104	11.145	15:33:03.24	15:33:04.74	0	1.5s	+15	17°	30°
38	Tmp	105	11.295	15:33:21.97	15:33:22.29	0	0.3s	+3	10°	30°
39	Tmp	107	11.497	15:33:43.90	15:33:44.63	0	0.7s	+7	19°	30°
40	Tmp	109	11.855	15:34:20.02	15:34:20.00	0	0.0s	0	2°	30°
41	Tmp	110	12.079	15:34:44.93	15:34:44.64	0	0.3s	-3	14°	30°
42	Tmp	112	12.374	15:35:22.42	15:35:22.59	0	0.2s	+2	12°	30°
43	Tmp	114	12.922	15:36:34.92	15:36:35.78	0	0.9s	+9	17°	30°
44	Tmp	124	1.791	16:20:48.43	16:20:48.54	0	0.1s	+1	2°	30°
45	Tmp	129	4.728	16:26:05.31	16:26:05.14	0	0.2s	-2	11°	30°
46	Tmp	133	6.318	16:28:50.29	16:28:51.76	0	1.5s	+15	31°	30°
47	Tmp	138	0.396	16:33:42.17	16:33:42.45	0	0.3s	+3	13°	30°
48	Tmp	139	0.641	16:34:15.13	16:34:15.36	0	0.2s	+2	11°	30°
49	Tmp	142	1.113	16:35:01.69	16:35:42.94	0	41.3s	+413	35°	31°
50	Tmp	144	1.712	16:36:08.29	16:36:38.03	0	29.7s	+297	35°	31°
51	Tmp	146	2.013	16:36:47.41	16:37:11.08	0	23.7s	+237	35°	31°
52	Tmp	147	2.215	16:37:11.65	16:37:37.99	0	26.3s	+263	35°	31°
53	Tmp	149	2.498	16:37:45.28	16:38:06.79	0	21.5s	+215	35°	31°
54	Tmp	151	2.742	16:38:13.38	16:38:31.57	0	18.2s	+182	35°	31°
55	Tmp	153	2.945	16:38:33.71	16:38:51.93	0	18.2s	+182	35°	31°
56	Tmp	157	3.333	16:39:20.35	16:39:37.99	0	17.6s	+176	35°	31°
57	Tmp	162	4.086	16:40:48.64	16:40:58.35	0	9.7s	+97	35°	31°

PC	Tp	Trc	DistPC	Ideal	Passagem	Pen	Erro	Pontos	NoPC	AtePC
58	Tmp	164	4.357	16:41:21.96	16:41:30.35	0	8.4s	+84	35°	31°
59	Tmp	167	4.647	16:41:58.59	16:42:10.23	0	11.6s	+116	35°	31°
60	Tmp	169	4.926	16:42:24.56	16:42:38.59	0	14.0s	+140	35°	31°
61	Tmp	170	5.116	16:42:47.02	16:42:58.95	0	11.9s	+119	35°	31°
62	Tmp	171	5.558	16:43:51.12	16:43:56.59	0	5.5s	+55	33°	31°
63	Tmp	174	5.925	16:44:28.32	16:44:29.86	0	1.5s	+15	29°	31°
64	Tmp	176	6.374	16:45:16.41	16:45:18.65	0	2.2s	[+22]	31°	31°
65	Tmp	179	6.729	16:46:02.89	16:46:03.42	0	0.5s	+5	19°	31°
66	Tmp	181	7.027	16:46:29.23	16:46:28.97	0	0.3s	-3	17°	31°

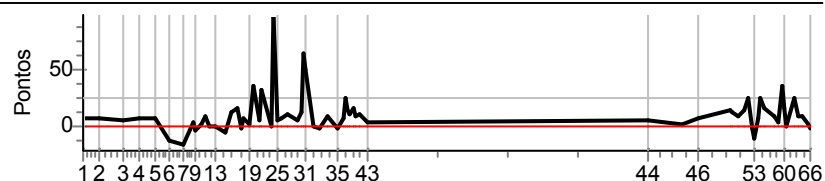
Num	218	Pen	0	PCZ	1	Total PP	5121	Col. Final	31°
-----	-----	-----	---	-----	---	----------	------	------------	-----



Performance Individual

PC	Tp	Trc	DistPC	Ideal	Passagem	Pen	Erro	Pontos	NoPC	AtePC
N	219	219 / Adriano de Aguiar / Rafael Kiene								
u		Cat / NL / Largada JUNIOR / 73 / 09:13:00								
m	21°	Canoinhas TROLLER								
PC	Tp	Trc	DistPC	Ideal	Passagem	Pen	Erro	Pontos	NoPC	AtePC
1	Tmp	4	11.209	14:27:34.68	14:27:35.38	0	0.7s	+7	30°	30°
2	Tmp	7	12.631	14:30:04.44	14:30:05.24	0	0.8s	+8	31°	35°
3	Tmp	11	14.756	14:33:54.01	14:33:54.57	0	0.6s	+6	9°	27°
4	Tmp	12	16.190	14:36:20.54	14:36:21.19	0	0.7s	+7	18°	26°
5	Tmp	15	17.631	14:38:59.84	14:39:00.65	0	0.8s	+8	22°	25°
6	Tmp	18	19.050	14:41:10.41	14:41:09.26	0	1.2s	-12	17°	22°
7	Tmp	18	20.378	14:43:23.21	14:43:21.57	0	1.6s	-16	33°	25°
8	Tmp	20	0.578	14:44:50.12	14:44:50.41	0	0.3s	+3	8°	22°
9	Tmp	22	0.868	14:45:27.04	14:45:26.77	0	0.3s	-3	19°	21°
10	Tmp	25	1.220	14:46:17.89	14:46:18.08	0	0.2s	+2	6°	21°
11	Tmp	27	1.431	14:46:46.21	14:46:47.20	0	1.0s	+10	17°	20°
12	Tmp	29	1.732	14:47:23.69	14:47:23.79	0	0.1s	+1	5°	17°
13	Tmp	33	2.138	14:48:20.98	14:48:20.94	0	0.0s	0	6°	16°
14	Tmp	37	2.987	14:49:56.75	14:49:56.30	0	0.5s	-5	17°	15°
15	Tmp	40	3.330	14:50:55.28	14:50:56.50	0	1.2s	+12	20°	16°
16	Tmp	44	3.768	14:51:55.21	14:51:56.95	0	1.7s	+17	20°	17°
17	Tmp	45	4.011	14:52:27.41	14:52:27.36	0	0.1s	-1	6°	16°
18	Tmp	46	4.293	14:52:53.66	14:52:54.39	0	0.7s	+7	22°	15°
19	Tmp	52	4.676	14:53:42.81	14:53:42.99	0	0.2s	+2	6°	13°
20	Tmp	54	5.014	14:54:22.67	14:54:26.33	0	3.7s	+37	31°	16°
21	Tmp	57	5.380	14:55:22.01	14:55:22.52	0	0.5s	+5	20°	17°
22	Tmp	59	5.584	14:55:46.47	14:55:49.66	0	3.2s	+32	10°	18°
23	Tmp	63	6.272	14:57:15.53	14:57:15.62	0	0.1s	+1	9°	18°
24	Tmp	64	6.513	14:57:38.80	14:57:48.73	0	9.9s	[+99]	34°	22°
25	Tmp	69	6.777	14:58:14.54	14:58:15.07	0	0.5s	+5	8°	22°
26	Tmp	71	7.116	14:58:50.14	14:58:50.95	0	0.8s	+8	14°	20°
27	Tmp	76	7.607	14:59:53.29	14:59:54.41	0	1.1s	+11	3°	16°
28	Tmp	79	8.175	15:01:28.88	15:01:29.40	0	0.5s	+5	21°	14°
29	Tmp	81	8.470	15:01:59.86	15:02:01.02	0	1.2s	+12	16°	16°
30	Tmp	83	8.748	15:02:32.55	15:02:39.08	0	6.5s	+65	30°	22°
31	Tmp	85	8.924	15:02:51.57	15:02:56.64	0	5.1s	+51	30°	22°
32	Tmp	88	9.250	15:03:56.52	15:03:56.63	0	0.1s	+1	7°	22°
33	Tmp	90	9.588	15:04:50.16	15:04:50.06	0	0.1s	-1	5°	21°
34	Tmp	94	10.163	15:06:21.25	15:06:22.18	0	0.9s	+9	5°	21°
35	Tmp	99	10.640	15:07:42.74	15:07:42.62	0	0.1s	-1	2°	21°
36	Tmp	102	11.004	15:08:41.11	15:08:41.85	0	0.7s	+7	14°	21°
37	Tmp	104	11.145	15:09:03.24	15:09:05.70	0	2.5s	[+25]	29°	21°
38	Tmp	105	11.295	15:09:21.97	15:09:23.43	0	1.5s	+15	32°	21°
39	Tmp	107	11.497	15:09:43.90	15:09:45.04	0	1.1s	+11	29°	21°
40	Tmp	109	11.855	15:10:20.02	15:10:21.59	0	1.6s	+16	32°	21°
41	Tmp	110	12.079	15:10:44.93	15:10:45.85	0	0.9s	+9	28°	21°
42	Tmp	112	12.374	15:11:22.42	15:11:23.50	0	1.1s	+11	28°	21°
43	Tmp	114	12.922	15:12:34.92	15:12:35.34	0	0.4s	+4	7°	21°
44	Tmp	124	1.791	15:56:48.43	15:56:49.07	0	0.6s	+6	25°	21°
45	Tmp	129	4.728	16:02:05.31	16:02:05.50	0	0.2s	+2	14°	21°
46	Tmp	133	6.318	16:04:50.29	16:04:51.00	0	0.7s	+7	19°	21°
47	Tmp	138	0.396	16:09:42.17	16:09:43.57	0	1.4s	+14	29°	21°
48	Tmp	139	0.641	16:10:15.13	16:10:16.36	0	1.2s	+12	32°	21°
49	Tmp	142	1.113	16:11:01.69	16:11:02.68	0	1.0s	+10	23°	21°
50	Tmp	144	1.712	16:12:08.29	16:12:09.73	0	1.4s	+14	30°	21°
51	Tmp	146	2.013	16:12:47.41	16:12:49.94	0	2.5s	[+25]	31°	21°
52	Tmp	147	2.215	16:13:11.65	16:13:11.46	0	0.2s	-2	11°	21°
53	Tmp	149	2.498	16:13:45.28	16:13:44.26	0	1.0s	-10	33°	21°
54	Tmp	151	2.742	16:14:13.38	16:14:14.10	0	0.7s	+7	3°	21°
55	Tmp	153	2.945	16:14:33.71	16:14:36.23	0	2.5s	[+25]	32°	21°
56	Tmp	157	3.333	16:15:20.35	16:15:21.91	0	1.6s	+16	24°	21°
57	Tmp	162	4.086	16:16:48.64	16:16:49.66	0	1.0s	+10	9°	21°

PC	Tp	Trc	DistPC	Ideal	Passagem	Pen	Erro	Pontos	NoPC	AtePC
58	Tmp	164	4.357	16:17:21.96	16:17:22.26	0	0.3s	+3	15°	21°
59	Tmp	167	4.647	16:17:58.59	16:18:02.14	0	3.6s	+36	27°	21°
60	Tmp	169	4.926	16:18:24.56	16:18:26.30	0	1.7s	+17	22°	21°
61	Tmp	170	5.116	16:18:47.02	16:18:47.05	0	0.0s	0	1°	21°
62	Tmp	171	5.558	16:19:51.12	16:19:53.71	0	2.6s	[+26]	6°	21°
63	Tmp	174	5.925	16:20:28.32	16:20:29.33	0	1.0s	+10	24°	21°
64	Tmp	176	6.374	16:21:16.41	16:21:17.29	0	0.9s	+9	19°	21°
65	Tmp	179	6.729	16:22:02.89	16:22:03.09	0	0.2s	+2	13°	21°
66	Tmp	181	7.027	16:22:29.23	16:22:29.17	0	0.1s	-1	10°	21°
Num	219	Pen	0	PCZ	2	Total PP	632	Col. Final	21°	

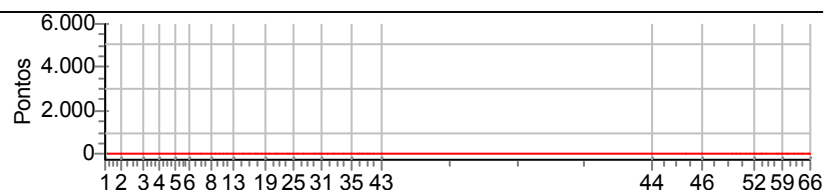


Performance Individual

PC	Tp	Trc	DistPC	Ideal	Passagem	Pen	Erro	Pontos	NoPC	AtePC
N	220	220 / Rafael Bucco Rossot / Vinicius Bucco Rossot								
u	NC	Cat / NL / Largada JUNIOR / 95 / 09:35:00								
m		Curitiba LAND ROVER DEFENDER 90								
PC	Tp	Trc	DistPC	Ideal	Passagem	Pen	Erro	Pontos	NoPC	AtePC
1	Tmp	4	11.209	14:49:34.68	--:--:--	0		+6000	40°	40°
2	Tmp	7	12.631	14:52:04.44	--:--:--	0		+6000	40°	40°
3	Tmp	11	14.756	14:55:54.01	--:--:--	0		+6000	40°	40°
4	Tmp	12	16.190	14:58:20.54	--:--:--	0		+6000	40°	40°
5	Tmp	15	17.631	15:00:59.84	--:--:--	0		+6000	40°	40°
6	Tmp	18	19.050	15:03:10.41	--:--:--	0		+6000	40°	40°
7	Tmp	18	20.378	15:05:23.21	--:--:--	0		+6000	40°	40°
8	Tmp	20	0.578	15:06:50.12	--:--:--	0		+6000	40°	40°
9	Tmp	22	0.868	15:07:27.04	--:--:--	0		+6000	40°	40°
10	Tmp	25	1.220	15:08:17.89	--:--:--	0		+6000	40°	40°
11	Tmp	27	1.431	15:08:46.21	--:--:--	0		+6000	40°	40°
12	Tmp	29	1.732	15:09:23.69	--:--:--	0		+6000	40°	40°
13	Tmp	33	2.138	15:10:20.98	--:--:--	0		+6000	40°	40°
14	Tmp	37	2.987	15:11:56.75	--:--:--	0		+6000	40°	40°
15	Tmp	40	3.330	15:12:55.28	--:--:--	0		+6000	40°	40°
16	Tmp	44	3.768	15:13:55.21	--:--:--	0		+6000	40°	40°
17	Tmp	45	4.011	15:14:27.41	--:--:--	0		+6000	40°	40°
18	Tmp	46	4.293	15:14:53.66	--:--:--	0		+6000	40°	40°
19	Tmp	52	4.676	15:15:42.81	--:--:--	0		+6000	40°	40°
20	Tmp	54	5.014	15:16:22.67	--:--:--	0		+6000	40°	40°
21	Tmp	57	5.380	15:17:22.01	--:--:--	0		+6000	40°	40°
22	Tmp	59	5.584	15:17:46.47	--:--:--	0		+6000	40°	40°
23	Tmp	63	6.272	15:19:15.53	--:--:--	0		+6000	40°	40°
24	Tmp	64	6.513	15:19:38.80	--:--:--	0		+6000	40°	40°
25	Tmp	69	6.777	15:20:14.54	--:--:--	0		+6000	40°	40°
26	Tmp	71	7.116	15:20:50.14	--:--:--	0		+6000	40°	40°
27	Tmp	76	7.607	15:21:53.29	--:--:--	0		+6000	39°	40°
28	Tmp	79	8.175	15:23:28.88	--:--:--	0		+6000	40°	40°
29	Tmp	81	8.470	15:23:59.86	--:--:--	0		+6000	39°	40°
30	Tmp	83	8.748	15:24:32.55	--:--:--	0		+6000	39°	40°
31	Tmp	85	8.924	15:24:51.57	--:--:--	0		+6000	39°	40°
32	Tmp	88	9.250	15:25:56.52	--:--:--	0		+6000	39°	40°
33	Tmp	90	9.588	15:26:50.16	--:--:--	0		+6000	39°	40°
34	Tmp	94	10.163	15:28:21.25	--:--:--	0		+6000	39°	40°
35	Tmp	99	10.640	15:29:42.74	--:--:--	0		+6000	39°	40°
36	Tmp	102	11.004	15:30:41.11	--:--:--	0		+6000	39°	40°
37	Tmp	104	11.145	15:31:03.24	--:--:--	0		+6000	39°	40°
38	Tmp	105	11.295	15:31:21.97	--:--:--	0		+6000	39°	40°
39	Tmp	107	11.497	15:31:43.90	--:--:--	0		+6000	39°	40°
40	Tmp	109	11.855	15:32:20.02	--:--:--	0		+6000	39°	40°
41	Tmp	110	12.079	15:32:44.93	--:--:--	0		+6000	39°	40°
42	Tmp	112	12.374	15:33:22.42	--:--:--	0		+6000	39°	40°
43	Tmp	114	12.922	15:34:34.92	--:--:--	0		+6000	39°	40°
44	Tmp	124	1.791	16:18:48.43	--:--:--	0		+6000	39°	40°
45	Tmp	129	4.728	16:24:05.31	--:--:--	0		+6000	39°	40°
46	Tmp	133	6.318	16:26:50.29	--:--:--	0		+6000	39°	40°
47	Tmp	138	0.396	16:31:42.17	--:--:--	0		+6000	39°	40°
48	Tmp	139	0.641	16:32:15.13	--:--:--	0		+6000	39°	40°
49	Tmp	142	1.113	16:33:01.69	--:--:--	0		+6000	39°	40°
50	Tmp	144	1.712	16:34:08.29	--:--:--	0		+6000	39°	40°
51	Tmp	146	2.013	16:34:47.41	--:--:--	0		+6000	39°	40°
52	Tmp	147	2.215	16:35:11.65	--:--:--	0		+6000	39°	40°
53	Tmp	149	2.498	16:35:45.28	--:--:--	0		+6000	39°	40°
54	Tmp	151	2.742	16:36:13.38	--:--:--	0		+6000	39°	40°
55	Tmp	153	2.945	16:36:33.71	--:--:--	0		+6000	39°	40°
56	Tmp	157	3.333	16:37:20.35	--:--:--	0		+6000	39°	40°
57	Tmp	162	4.086	16:38:48.64	--:--:--	0		+6000	39°	40°

PC	Tp	Trc	DistPC	Ideal	Passagem	Pen	Erro	Pontos	NoPC	AtePC
58	Tmp	164	4.357	16:39:21.96	--:--:--	0		+6000	39°	40°
59	Tmp	167	4.647	16:39:58.59	--:--:--	0		+6000	39°	40°
60	Tmp	169	4.926	16:40:24.56	--:--:--	0		+6000	39°	40°
61	Tmp	170	5.116	16:40:47.02	--:--:--	0		+6000	39°	40°
62	Tmp	171	5.558	16:41:51.12	--:--:--	0		+6000	39°	40°
63	Tmp	174	5.925	16:42:28.32	--:--:--	0		+6000	39°	40°
64	Tmp	176	6.374	16:43:16.41	--:--:--	0		+6000	39°	40°
65	Tmp	179	6.729	16:44:02.89	--:--:--	0		+6000	39°	40°
66	Tmp	181	7.027	16:44:29.23	--:--:--	0		+6000	39°	40°

Num	220	Pen	0	PCZ	0	Total PP	396000	Col. Final	NC
-----	-----	-----	---	-----	---	----------	--------	------------	----

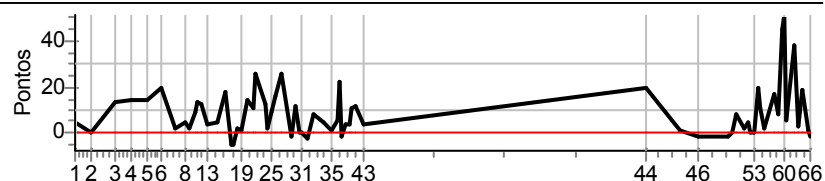


Performance Individual

PC	Tp	Trc	DistPC	Ideal	Passagem	Pen	Erro	Pontos	NoPC	AtePC
N	221	221 / Alan Michael Gratt / Michael da Silveira Masson								
u		Cat / NL / Largada JUNIOR / 69 / 09:09:00								
m	15°	Capinzal TROLLER T4								
PC	Tp	Trc	DistPC	Ideal	Passagem	Pen	Erro	Pontos	NoPC	AtePC
1	Tmp	4	11.209	14:23:34.68	14:23:35.21	0	0.5s	+5	21°	21°
2	Tmp	7	12.631	14:26:04.44	14:26:04.48	0	0.0s	0	5°	6°
3	Tmp	11	14.756	14:29:54.01	14:29:55.43	0	1.4s	+14	27°	18°
4	Tmp	12	16.190	14:32:20.54	14:32:22.07	0	1.5s	+15	33°	25°
5	Tmp	15	17.631	14:34:59.84	14:35:01.38	0	1.5s	+15	34°	27°
6	Tmp	18	19.050	14:37:10.41	14:37:12.36	0	2.0s	[+20]	31°	27°
7	Tmp	18	20.378	14:39:23.21	14:39:23.42	0	0.2s	+2	13°	26°
8	Tmp	20	0.578	14:40:50.12	14:40:50.58	0	0.5s	+5	11°	26°
9	Tmp	22	0.868	14:41:27.04	14:41:27.19	0	0.2s	+2	14°	22°
10	Tmp	25	1.220	14:42:17.89	14:42:18.78	0	0.9s	+9	22°	23°
11	Tmp	27	1.431	14:42:46.21	14:42:47.61	0	1.4s	+14	23°	24°
12	Tmp	29	1.732	14:43:23.69	14:43:25.03	0	1.3s	+13	29°	24°
13	Tmp	33	2.138	14:44:20.98	14:44:21.40	0	0.4s	+4	24°	24°
14	Tmp	37	2.987	14:45:56.75	14:45:57.29	0	0.5s	+5	18°	24°
15	Tmp	40	3.330	14:46:55.28	14:46:57.07	0	1.8s	+18	28°	26°
16	Tmp	44	3.768	14:47:55.21	14:47:54.69	0	0.5s	-5	11°	23°
17	Tmp	45	4.011	14:48:27.41	14:48:26.87	0	0.5s	-5	20°	21°
18	Tmp	46	4.293	14:48:53.66	14:48:53.82	0	0.2s	+2	10°	21°
19	Tmp	52	4.676	14:49:42.81	14:49:42.89	0	0.1s	+1	5°	21°
20	Tmp	54	5.014	14:50:22.67	14:50:24.13	0	1.5s	+15	23°	21°
21	Tmp	57	5.380	14:51:22.01	14:51:23.10	0	1.1s	+11	28°	21°
22	Tmp	59	5.584	14:51:46.47	14:51:49.10	0	2.6s	[+26]	9°	20°
23	Tmp	63	6.272	14:53:15.53	14:53:16.86	0	1.3s	+13	30°	21°
24	Tmp	64	6.513	14:53:38.80	14:53:38.99	0	0.2s	+2	7°	20°
25	Tmp	69	6.777	14:54:14.54	14:54:15.42	0	0.9s	+9	19°	19°
26	Tmp	71	7.116	14:54:50.14	14:54:51.69	0	1.6s	+16	28°	22°
27	Tmp	76	7.607	14:55:53.29	14:55:55.87	0	2.6s	[+26]	20°	19°
28	Tmp	79	8.175	14:57:28.88	14:57:28.79	0	0.1s	-1	10°	17°
29	Tmp	81	8.470	14:57:59.86	14:58:01.05	0	1.2s	+12	17°	17°
30	Tmp	83	8.748	14:58:32.55	14:58:32.53	0	0.0s	0	1°	16°
31	Tmp	85	8.924	14:58:51.57	14:58:51.57	0	0.0s	0	3°	14°
32	Tmp	88	9.250	14:59:56.52	14:59:56.31	0	0.2s	-2	11°	15°
33	Tmp	90	9.588	15:00:50.16	15:00:50.91	0	0.8s	+8	13°	14°
34	Tmp	94	10.163	15:02:21.25	15:02:21.79	0	0.5s	+5	3°	12°
35	Tmp	99	10.640	15:03:42.74	15:03:42.79	0	0.1s	+1	3°	12°
36	Tmp	102	11.004	15:04:41.11	15:04:41.73	0	0.6s	+6	10°	12°
37	Tmp	104	11.145	15:05:03.24	15:05:05.51	0	2.3s	[+23]	26°	13°
38	Tmp	105	11.295	15:05:21.97	15:05:21.90	0	0.1s	-1	7°	13°
39	Tmp	107	11.497	15:05:43.90	15:05:44.28	0	0.4s	+4	15°	13°
40	Tmp	109	11.855	15:06:20.02	15:06:20.42	0	0.4s	+4	23°	13°
41	Tmp	110	12.079	15:06:44.93	15:06:45.98	0	1.1s	+11	30°	14°
42	Tmp	112	12.374	15:07:22.42	15:07:23.60	0	1.2s	+12	31°	15°
43	Tmp	114	12.922	15:08:34.92	15:08:35.34	0	0.4s	+4	8°	14°
44	Tmp	124	1.791	15:52:48.43	15:52:50.41	0	2.0s	+20	35°	15°
45	Tmp	129	4.728	15:58:05.31	15:58:05.41	0	0.1s	+1	9°	15°
46	Tmp	133	6.318	16:00:50.29	16:00:50.23	0	0.1s	-1	5°	15°
47	Tmp	138	0.396	16:05:42.17	16:05:42.11	0	0.1s	-1	8°	14°
48	Tmp	139	0.641	16:06:15.13	16:06:15.17	0	0.0s	0	3°	14°
49	Tmp	142	1.113	16:07:01.69	16:07:02.49	0	0.8s	+8	17°	13°
50	Tmp	144	1.712	16:08:08.29	16:08:08.52	0	0.2s	+2	10°	13°
51	Tmp	146	2.013	16:08:47.41	16:08:47.95	0	0.5s	+5	15°	13°
52	Tmp	147	2.215	16:09:11.65	16:09:11.61	0	0.0s	0	1°	12°
53	Tmp	149	2.498	16:09:45.28	16:09:45.26	0	0.0s	0	5°	12°
54	Tmp	151	2.742	16:10:13.38	16:10:15.41	0	2.0s	+20	31°	12°
55	Tmp	153	2.945	16:10:33.71	16:10:34.76	0	1.1s	+11	15°	12°
56	Tmp	157	3.333	16:11:20.35	16:11:20.51	0	0.2s	+2	7°	12°
57	Tmp	162	4.086	16:12:48.64	16:12:50.36	0	1.7s	+17	22°	13°

PC	Tp	Trc	DistPC	Ideal	Passagem	Pen	Erro	Pontos	NoPC	AtePC
58	Tmp	164	4.357	16:13:21.96	16:13:22.75	0	0.8s	+8	25°	13°
59	Tmp	167	4.647	16:13:58.59	16:14:03.22	0	4.6s	+46	31°	12°
60	Tmp	169	4.926	16:14:24.56	16:14:29.71	0	5.2s	[+52]	30°	15°
61	Tmp	170	5.116	16:14:47.02	16:14:47.62	0	0.6s	+6	13°	15°
62	Tmp	171	5.558	16:15:51.12	16:15:55.03	0	3.9s	+39	20°	15°
63	Tmp	174	5.925	16:16:28.32	16:16:28.60	0	0.3s	+3	10°	15°
64	Tmp	176	6.374	16:17:16.41	16:17:18.28	0	1.9s	+19	28°	15°
65	Tmp	179	6.729	16:18:02.89	16:18:02.94	0	0.1s	+1	9°	15°
66	Tmp	181	7.027	16:18:29.23	16:18:29.15	0	0.1s	-1	11°	15°

Num	221	Pen	0	PCZ	6	Total PP	482	Col. Final	15°
-----	-----	-----	---	-----	---	----------	-----	------------	-----

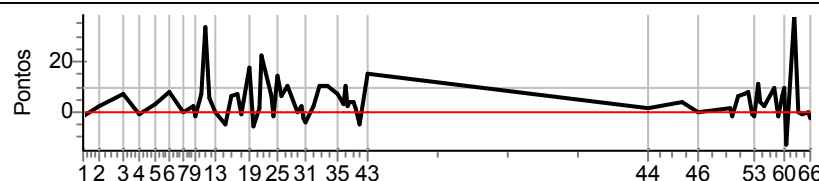


Performance Individual

PC	Tp	Trc	DistPC	Ideal	Passagem	Pen	Erro	Pontos	NoPC	AtePC
N	223	223 / Francklin Pscheidt / Fernando Santana Torquato								
u	3º	Cat / NL / Largada JUNIOR / 83 / 09:23:00								
m		Sao Bento do Sul JIMNY								
PC	Tp	Trc	DistPC	Ideal	Passagem	Pen	Erro	Pontos	NoPC	AtePC
1	Tmp	4	11.209	14:37:34.68	14:37:34.49	0	0.2s	-2	9°	9°
2	Tmp	7	12.631	14:40:04.44	14:40:04.62	0	0.2s	+2	18°	18°
3	Tmp	11	14.756	14:43:54.01	14:43:54.73	0	0.7s	+7	13°	10°
4	Tmp	12	16.190	14:46:20.54	14:46:20.45	0	0.1s	-1	2°	3°
5	Tmp	15	17.631	14:48:59.84	14:49:00.14	0	0.3s	+3	7°	4°
6	Tmp	18	19.050	14:51:10.41	14:51:11.19	0	0.8s	+8	6°	5°
7	Tmp	18	20.378	14:53:23.21	14:53:23.23	0	0.0s	0	1°	4°
8	Tmp	20	0.578	14:54:50.12	14:54:50.36	0	0.2s	+2	4°	3°
9	Tmp	22	0.868	14:55:27.04	14:55:26.80	0	0.2s	-2	10°	3°
10	Tmp	25	1.220	14:56:17.89	14:56:18.63	0	0.7s	+7	17°	5°
11	Tmp	27	1.431	14:56:46.21	14:56:49.53	0	3.3s	+33	35°	5°
12	Tmp	29	1.732	14:57:23.69	14:57:24.23	0	0.5s	+5	13°	6°
13	Tmp	33	2.138	14:58:20.98	14:58:21.02	0	0.0s	0	4°	5°
14	Tmp	37	2.987	14:59:56.75	14:59:56.30	0	0.5s	-5	16°	6°
15	Tmp	40	3.330	15:00:55.28	15:00:55.88	0	0.6s	+6	12°	6°
16	Tmp	44	3.768	15:01:55.21	15:01:55.95	0	0.7s	+7	13°	8°
17	Tmp	45	4.011	15:02:27.41	15:02:27.33	0	0.1s	-1	3°	6°
18	Tmp	46	4.293	15:02:53.66	15:02:54.03	0	0.4s	+4	17°	5°
19	Tmp	52	4.676	15:03:42.81	15:03:44.52	0	1.7s	[+17]	22°	6°
20	Tmp	54	5.014	15:04:22.67	15:04:22.04	0	0.6s	-6	15°	8°
21	Tmp	57	5.380	15:05:22.01	15:05:22.14	0	0.1s	+1	5°	5°
22	Tmp	59	5.584	15:05:46.47	15:05:48.64	0	2.2s	[+22]	6°	5°
23	Tmp	63	6.272	15:07:15.53	15:07:16.15	0	0.6s	+6	24°	7°
24	Tmp	64	6.513	15:07:38.80	15:07:38.58	0	0.2s	-2	6°	5°
25	Tmp	69	6.777	15:08:14.54	15:08:15.95	0	1.4s	[+14]	26°	7°
26	Tmp	71	7.116	15:08:50.14	15:08:50.74	0	0.6s	+6	6°	8°
27	Tmp	76	7.607	15:09:53.29	15:09:54.26	0	1.0s	+10	2°	4°
28	Tmp	79	8.175	15:11:28.88	15:11:28.87	0	0.0s	0	4°	4°
29	Tmp	81	8.470	15:11:59.86	15:12:00.05	0	0.2s	+2	3°	4°
30	Tmp	83	8.748	15:12:32.55	15:12:32.24	0	0.3s	-3	9°	4°
31	Tmp	85	8.924	15:12:51.57	15:12:51.22	0	0.4s	-4	18°	4°
32	Tmp	88	9.250	15:13:56.52	15:13:56.74	0	0.2s	+2	9°	3°
33	Tmp	90	9.588	15:14:50.16	15:14:51.15	0	1.0s	+10	15°	4°
34	Tmp	94	10.163	15:16:21.25	15:16:22.29	0	1.0s	+10	6°	4°
35	Tmp	99	10.640	15:17:42.74	15:17:43.42	0	0.7s	+7	16°	4°
36	Tmp	102	11.004	15:18:41.11	15:18:41.41	0	0.3s	+3	6°	4°
37	Tmp	104	11.145	15:19:03.24	15:19:04.24	0	1.0s	+10	9°	3°
38	Tmp	105	11.295	15:19:21.97	15:19:22.15	0	0.2s	+2	9°	3°
39	Tmp	107	11.497	15:19:43.90	15:19:44.27	0	0.4s	+4	11°	4°
40	Tmp	109	11.855	15:20:20.02	15:20:20.37	0	0.4s	+4	22°	3°
41	Tmp	110	12.079	15:20:44.93	15:20:45.04	0	0.1s	+1	7°	3°
42	Tmp	112	12.374	15:21:22.42	15:21:21.96	0	0.5s	-5	21°	3°
43	Tmp	114	12.922	15:22:34.92	15:22:36.42	0	1.5s	[+15]	26°	3°
44	Tmp	124	1.791	16:06:48.43	16:06:48.53	0	0.1s	+1	3°	3°
45	Tmp	129	4.728	16:12:05.31	16:12:05.67	0	0.4s	+4	20°	3°
46	Tmp	133	6.318	16:14:50.29	16:14:50.30	0	0.0s	0	1°	3°
47	Tmp	138	0.396	16:19:42.17	16:19:42.22	0	0.1s	+1	7°	3°
48	Tmp	139	0.641	16:20:15.13	16:20:14.97	0	0.2s	-2	12°	3°
49	Tmp	142	1.113	16:21:01.69	16:21:02.24	0	0.6s	+6	13°	3°
50	Tmp	144	1.712	16:22:08.29	16:22:08.95	0	0.7s	+7	24°	4°
51	Tmp	146	2.013	16:22:47.41	16:22:48.23	0	0.8s	+8	19°	4°
52	Tmp	147	2.215	16:23:11.65	16:23:11.57	0	0.1s	-1	4°	4°
53	Tmp	149	2.498	16:23:45.28	16:23:45.05	0	0.2s	-2	20°	3°
54	Tmp	151	2.742	16:24:13.38	16:24:14.44	0	1.1s	+11	8°	3°
55	Tmp	153	2.945	16:24:33.71	16:24:34.07	0	0.4s	+4	4°	3°
56	Tmp	157	3.333	16:25:20.35	16:25:20.56	0	0.2s	+2	5°	3°
57	Tmp	162	4.086	16:26:48.64	16:26:49.56	0	0.9s	+9	8°	3°

PC	Tp	Trc	DistPC	Ideal	Passagem	Pen	Erro	Pontos	NoPC	AtePC
58	Tmp	164	4.357	16:27:21.96	16:27:21.78	0	0.2s	-2	10°	3°
59	Tmp	167	4.647	16:27:58.59	16:27:59.22	0	0.6s	+6	2°	3°
60	Tmp	169	4.926	16:28:24.56	16:28:25.43	0	0.9s	+9	18°	3°
61	Tmp	170	5.116	16:28:47.02	16:28:45.68	0	1.3s	-13	22°	3°
62	Tmp	171	5.558	16:29:51.12	16:29:54.93	0	3.8s	[+38]	18°	3°
63	Tmp	174	5.925	16:30:28.32	16:30:28.34	0	0.0s	0	2°	3°
64	Tmp	176	6.374	16:31:16.41	16:31:16.36	0	0.1s	-1	5°	3°
65	Tmp	179	6.729	16:32:02.89	16:32:02.88	0	0.0s	0	3°	3°
66	Tmp	181	7.027	16:32:29.23	16:32:28.94	0	0.3s	-3	21°	3°

Num	223	Pen	0	PCZ	6	Total PP	285	Col. Final	3º
-----	-----	-----	---	-----	---	----------	-----	------------	----

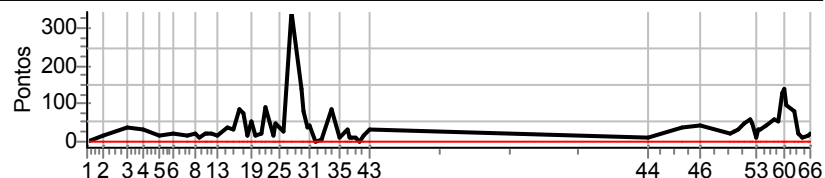


Performance Individual

PC	Tp	Trc	DistPC	Ideal	Passagem	Pen	Erro	Pontos	NoPC	AtePC
N	224	224 / Osmar Milani / Juninho Milani								
u		Cat / NL / Largada JUNIOR / 101 / 09:41:00								
m	29°	Arapongas TROLLER T4								
PC	Tp	Trc	DistPC	Ideal	Passagem	Pen	Erro	Pontos	NoPC	AtePC
1	Tmp	4	11.209	14:55:34.68	14:55:34.71	0	0.0s	0	1°	1°
2	Tmp	7	12.631	14:58:04.44	14:58:05.95	0	1.5s	+15	35°	8°
3	Tmp	11	14.756	15:01:54.01	15:01:57.95	0	3.9s	+39	36°	31°
4	Tmp	12	16.190	15:04:20.54	15:04:23.87	0	3.3s	+33	35°	35°
5	Tmp	15	17.631	15:06:59.84	15:07:01.25	0	1.4s	+14	33°	35°
6	Tmp	18	19.050	15:09:10.41	15:09:12.74	0	2.3s	+23	33°	35°
7	Tmp	18	20.378	15:11:23.21	15:11:25.04	0	1.8s	+18	34°	35°
8	Tmp	20	0.578	15:12:50.12	15:12:52.36	0	2.2s	+22	34°	35°
9	Tmp	22	0.868	15:13:27.04	15:13:28.15	0	1.1s	+11	31°	35°
10	Tmp	25	1.220	15:14:17.89	15:14:20.06	0	2.2s	+22	34°	35°
11	Tmp	27	1.431	15:14:46.21	15:14:48.59	0	2.4s	[+24]	31°	35°
12	Tmp	29	1.732	15:15:23.69	15:15:25.78	0	2.1s	+21	34°	35°
13	Tmp	33	2.138	15:16:20.98	15:16:22.59	0	1.6s	+16	33°	35°
14	Tmp	37	2.987	15:17:56.75	15:18:00.52	0	3.8s	+38	33°	35°
15	Tmp	40	3.330	15:18:55.28	15:18:58.52	0	3.2s	+32	33°	35°
16	Tmp	44	3.768	15:19:55.21	15:20:03.56	0	8.4s	+84	30°	35°
17	Tmp	45	4.011	15:20:27.41	15:20:34.71	0	7.3s	+73	30°	35°
18	Tmp	46	4.293	15:20:53.66	15:20:55.27	0	1.6s	+16	29°	33°
19	Tmp	52	4.676	15:21:42.81	15:21:47.93	0	5.1s	+51	30°	33°
20	Tmp	54	5.014	15:22:22.67	15:22:24.29	0	1.6s	+16	24°	33°
21	Tmp	57	5.380	15:23:22.01	15:23:24.25	0	2.2s	+22	34°	33°
22	Tmp	59	5.584	15:23:46.47	15:23:55.75	0	9.3s	+93	33°	33°
23	Tmp	63	6.272	15:25:15.53	15:25:17.00	0	1.5s	+15	32°	33°
24	Tmp	64	6.513	15:25:38.80	15:25:43.50	0	4.7s	+47	33°	33°
25	Tmp	69	6.777	15:26:14.54	15:26:18.04	0	3.5s	+35	34°	33°
26	Tmp	71	7.116	15:26:50.14	15:26:52.68	0	2.5s	[+25]	32°	33°
27	Tmp	76	7.607	15:27:53.29	15:28:27.61	0	34.3s	[+343]	30°	31°
28	Tmp	79	8.175	15:29:28.88	15:29:42.56	0	13.7s	+137	30°	29°
29	Tmp	81	8.470	15:29:59.86	15:30:07.77	0	7.9s	+79	30°	29°
30	Tmp	83	8.748	15:30:32.55	15:30:36.06	0	3.5s	+35	29°	29°
31	Tmp	85	8.924	15:30:51.57	15:30:55.86	0	4.3s	+43	29°	29°
32	Tmp	88	9.250	15:31:56.52	15:31:56.53	0	0.0s	0	1°	29°
33	Tmp	90	9.588	15:32:50.16	15:32:50.88	0	0.7s	+7	11°	29°
34	Tmp	94	10.163	15:34:21.25	15:34:29.62	0	8.4s	+84	31°	29°
35	Tmp	99	10.640	15:35:42.74	15:35:43.63	0	0.9s	+9	21°	29°
36	Tmp	102	11.004	15:36:41.11	15:36:43.59	0	2.5s	[+25]	31°	29°
37	Tmp	104	11.145	15:37:03.24	15:37:06.32	0	3.1s	+31	32°	29°
38	Tmp	105	11.295	15:37:21.97	15:37:22.96	0	1.0s	+10	24°	29°
39	Tmp	107	11.497	15:37:43.90	15:37:44.93	0	1.0s	+10	24°	29°
40	Tmp	109	11.855	15:38:20.02	15:38:21.30	0	1.3s	+13	30°	29°
41	Tmp	110	12.079	15:38:44.93	15:38:44.93	0	0.0s	0	2°	29°
42	Tmp	112	12.374	15:39:22.42	15:39:24.02	0	1.6s	+16	32°	29°
43	Tmp	114	12.922	15:40:34.92	15:40:38.35	0	3.4s	+34	34°	29°
44	Tmp	124	1.791	16:24:48.43	16:24:49.74	0	1.3s	+13	34°	29°
45	Tmp	129	4.728	16:30:05.31	16:30:09.05	0	3.7s	+37	36°	29°
46	Tmp	133	6.318	16:32:50.29	16:32:54.37	0	4.1s	+41	34°	29°
47	Tmp	138	0.396	16:37:42.17	16:37:44.15	0	2.0s	+20	35°	29°
48	Tmp	139	0.641	16:38:15.13	16:38:17.69	0	2.6s	[+26]	34°	29°
49	Tmp	142	1.113	16:39:01.69	16:39:04.84	0	3.2s	+32	33°	29°
50	Tmp	144	1.712	16:40:08.29	16:40:13.01	0	4.7s	+47	34°	29°
51	Tmp	146	2.013	16:40:47.41	16:40:53.47	0	6.1s	+61	34°	29°
52	Tmp	147	2.215	16:41:11.65	16:41:16.67	0	5.0s	+50	34°	29°
53	Tmp	149	2.498	16:41:45.28	16:41:46.48	0	1.2s	+12	34°	29°
54	Tmp	151	2.742	16:42:13.38	16:42:16.75	0	3.4s	+34	34°	29°
55	Tmp	153	2.945	16:42:33.71	16:42:37.07	0	3.4s	+34	34°	29°
56	Tmp	157	3.333	16:43:20.35	16:43:24.85	0	4.5s	+45	34°	29°
57	Tmp	162	4.086	16:44:48.64	16:44:54.69	0	6.1s	+61	34°	29°

PC	Tp	Trc	DistPC	Ideal	Passagem	Pen	Erro	Pontos	NoPC	AtePC
58	Tmp	164	4.357	16:45:21.96	16:45:27.48	0	5.5s	+55	34°	29°
59	Tmp	167	4.647	16:45:58.59	16:46:11.38	0	12.8s	+128	36°	29°
60	Tmp	169	4.926	16:46:24.56	16:46:38.65	0	14.1s	+141	36°	29°
61	Tmp	170	5.116	16:46:47.02	16:46:56.85	0	9.8s	+98	34°	29°
62	Tmp	171	5.558	16:47:51.12	16:47:59.06	0	7.9s	+79	35°	29°
63	Tmp	174	5.925	16:48:28.32	16:48:30.24	0	1.9s	+19	32°	29°
64	Tmp	176	6.374	16:49:16.41	16:49:17.38	0	1.0s	+10	20°	29°
65	Tmp	179	6.729	16:50:02.89	16:50:04.30	0	1.4s	+14	32°	29°
66	Tmp	181	7.027	16:50:29.23	16:50:31.21	0	2.0s	+20	35°	29°

Num	224	Pen	0	PCZ	3	Total PP	2315	Col. Final	29°
-----	-----	-----	---	-----	---	----------	------	------------	-----

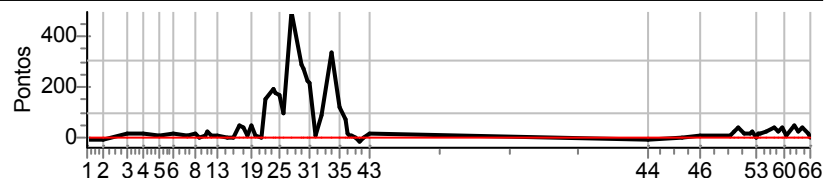


Performance Individual

PC	Tp	Trc	DistPC	Ideal	Passagem	Pen	Erro	Pontos	NoPC	AtePC
N	u	m	225 / Samuel Bauermann / Leandro Jahnel							
			Cat / NL / Largada JUNIOR / 100 / 09:40:00							
			Cunha Pora JEEP WRANGLER SPORT							
PC	Tp	Trc	DistPC	Ideal	Passagem	Pen	Erro	Pontos	NoPC	AtePC
1	Tmp	4	11.209	14:54:34.68	14:54:34.13	0	0.6s	-6	23°	23°
2	Tmp	7	12.631	14:57:04.44	14:57:04.18	0	0.3s	-3	19°	24°
3	Tmp	11	14.756	15:00:54.01	15:00:55.44	0	1.4s	+14	26°	24°
4	Tmp	12	16.190	15:03:20.54	15:03:22.01	0	1.5s	+15	31°	27°
5	Tmp	15	17.631	15:05:59.84	15:06:00.99	0	1.2s	+12	29°	29°
6	Tmp	18	19.050	15:08:10.41	15:08:12.29	0	1.9s	+19	29°	29°
7	Tmp	18	20.378	15:10:23.21	15:10:24.24	0	1.0s	+10	30°	28°
8	Tmp	20	0.578	15:11:50.12	15:11:52.24	0	2.1s	+21	31°	31°
9	Tmp	22	0.868	15:12:27.04	15:12:27.31	0	0.3s	+3	16°	31°
10	Tmp	25	1.220	15:13:17.89	15:13:19.23	0	1.3s	+13	28°	30°
11	Tmp	27	1.431	15:13:46.21	15:13:48.70	0	2.5s	+25	33°	32°
12	Tmp	29	1.732	15:14:23.69	15:14:24.70	0	1.0s	+10	24°	31°
13	Tmp	33	2.138	15:15:20.98	15:15:22.08	0	1.1s	+11	32°	31°
14	Tmp	37	2.987	15:16:56.75	15:16:57.03	0	0.3s	+3	10°	31°
15	Tmp	40	3.330	15:17:55.28	15:17:55.26	0	0.0s	0	1°	29°
16	Tmp	44	3.768	15:18:55.21	15:18:59.88	0	4.7s	+47	29°	28°
17	Tmp	45	4.011	15:19:27.41	15:19:31.80	0	4.4s	+44	29°	28°
18	Tmp	46	4.293	15:19:53.66	15:19:54.53	0	0.9s	+9	27°	28°
19	Tmp	52	4.676	15:20:42.81	15:20:47.83	0	5.0s	+50	29°	28°
20	Tmp	54	5.014	15:21:22.67	15:21:23.53	0	0.9s	+9	17°	27°
21	Tmp	57	5.380	15:22:22.01	15:22:21.94	0	0.1s	-1	3°	27°
22	Tmp	59	5.584	15:22:46.47	15:23:01.81	0	15.3s	+153	35°	27°
23	Tmp	63	6.272	15:24:15.53	15:24:35.03	0	19.5s	+195	35°	32°
24	Tmp	64	6.513	15:24:38.80	15:24:56.74	0	17.9s	+179	35°	34°
25	Tmp	69	6.777	15:25:14.54	15:25:31.87	0	17.3s	+173	35°	34°
26	Tmp	71	7.116	15:25:50.14	15:26:00.05	0	9.9s	+99	35°	35°
27	Tmp	76	7.607	15:26:53.29	15:27:43.13	0	49.8s	[+498]	31°	34°
28	Tmp	79	8.175	15:28:28.88	15:28:58.20	0	29.3s	+293	31°	31°
29	Tmp	81	8.470	15:28:59.86	15:29:27.05	0	27.2s	+272	31°	31°
30	Tmp	83	8.748	15:29:32.55	15:29:55.25	0	22.7s	+227	31°	30°
31	Tmp	85	8.924	15:29:51.57	15:30:13.09	0	21.5s	+215	31°	30°
32	Tmp	88	9.250	15:30:56.52	15:30:57.86	0	1.3s	+13	30°	30°
33	Tmp	90	9.588	15:31:50.16	15:31:59.24	0	9.1s	+91	32°	30°
34	Tmp	94	10.163	15:33:21.25	15:33:55.38	0	34.1s	+341	32°	31°
35	Tmp	99	10.640	15:34:42.74	15:34:55.14	0	12.4s	+124	32°	31°
36	Tmp	102	11.004	15:35:41.11	15:35:48.54	0	7.4s	+74	32°	31°
37	Tmp	104	11.145	15:36:03.24	15:36:05.28	0	2.0s	+20	24°	31°
38	Tmp	105	11.295	15:36:21.97	15:36:23.08	0	1.1s	+11	27°	31°
39	Tmp	107	11.497	15:36:43.90	15:36:44.65	0	0.8s	+8	21°	31°
40	Tmp	109	11.855	15:37:20.02	15:37:20.26	0	0.2s	+2	11°	31°
41	Tmp	110	12.079	15:37:44.93	15:37:43.46	0	1.5s	-15	31°	31°
42	Tmp	112	12.374	15:38:22.42	15:38:22.64	0	0.2s	+2	11°	31°
43	Tmp	114	12.922	15:39:34.92	15:39:36.29	0	1.4s	+14	22°	31°
44	Tmp	124	1.791	16:23:48.43	16:23:47.78	0	0.7s	-7	26°	31°
45	Tmp	129	4.728	16:29:05.31	16:29:05.30	0	0.0s	0	2°	31°
46	Tmp	133	6.318	16:31:50.29	16:31:51.32	0	1.0s	+10	25°	31°
47	Tmp	138	0.396	16:36:42.17	16:36:43.08	0	0.9s	+9	25°	31°
48	Tmp	139	0.641	16:37:15.13	16:37:17.41	0	2.3s	+23	33°	31°
49	Tmp	142	1.113	16:38:01.69	16:38:05.46	0	3.8s	+38	34°	30°
50	Tmp	144	1.712	16:39:08.29	16:39:09.91	0	1.6s	+16	31°	30°
51	Tmp	146	2.013	16:39:47.41	16:39:48.99	0	1.6s	+16	24°	30°
52	Tmp	147	2.215	16:40:11.65	16:40:14.59	0	2.9s	[+29]	31°	30°
53	Tmp	149	2.498	16:40:45.28	16:40:45.54	0	0.3s	+3	21°	30°
54	Tmp	151	2.742	16:41:13.38	16:41:14.86	0	1.5s	+15	18°	30°
55	Tmp	153	2.945	16:41:33.71	16:41:35.42	0	1.7s	+17	25°	30°
56	Tmp	157	3.333	16:42:20.35	16:42:23.18	0	2.8s	[+28]	31°	30°
57	Tmp	162	4.086	16:43:48.64	16:43:52.82	0	4.2s	+42	33°	30°

PC	Tp	Trc	DistPC	Ideal	Passagem	Pen	Erro	Pontos	NoPC	AtePC
58	Tmp	164	4.357	16:44:21.96	16:44:24.16	0	2.2s	+22	32°	30°
59	Tmp	167	4.647	16:44:58.59	16:45:02.81	0	4.2s	+42	28°	30°
60	Tmp	169	4.926	16:45:24.56	16:45:27.24	0	2.7s	[+27]	25°	30°
61	Tmp	170	5.116	16:45:47.02	16:45:48.16	0	1.1s	+11	18°	30°
62	Tmp	171	5.558	16:46:51.12	16:46:56.38	0	5.3s	+53	32°	30°
63	Tmp	174	5.925	16:47:28.32	16:47:30.96	0	2.6s	[+26]	34°	30°
64	Tmp	176	6.374	16:48:16.41	16:48:20.18	0	3.8s	+38	35°	30°
65	Tmp	179	6.729	16:49:02.89	16:49:04.91	0	2.0s	+20	34°	30°
66	Tmp	181	7.027	16:49:29.23	16:49:29.27	0	0.0s	0	1°	30°

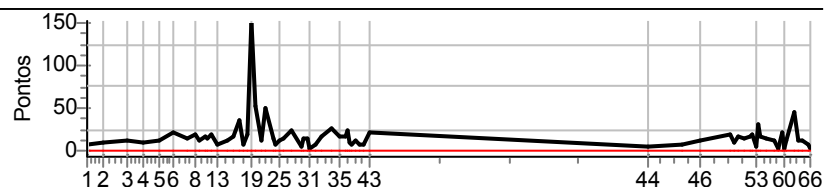
Num	225	Pen	0	PCZ	3	Total PP	3228	Col. Final	30°
-----	-----	-----	---	-----	---	----------	------	------------	-----



Performance Individual

PC	Tp	Trc	DistPC	Ideal	Passagem	Pen	Erro	Pontos	NoPC	AtePC
N	226	226 / Renato de Almeida Silva / Daniel Pedroso Palma								
u		Cat / NL / Largada JUNIOR / 90 / 09:30:00								
m	27°	Sorocaba TROLLER -T4								
PC	Tp	Trc	DistPC	Ideal	Passagem	Pen	Erro	Pontos	NoPC	AtePC
1	Tmp	4	11.209	14:44:34.68	14:44:35.24	0	0.6s	+6	26°	26°
2	Tmp	7	12.631	14:47:04.44	14:47:05.46	0	1.0s	+10	32°	33°
3	Tmp	11	14.756	14:50:54.01	14:50:55.28	0	1.3s	+13	25°	32°
4	Tmp	12	16.190	14:53:20.54	14:53:21.39	0	0.9s	+9	22°	28°
5	Tmp	15	17.631	14:55:59.84	14:56:00.94	0	1.1s	+11	28°	32°
6	Tmp	18	19.050	14:58:10.41	14:58:12.56	0	2.2s	[+22]	32°	28°
7	Tmp	18	20.378	15:00:23.21	15:00:24.63	0	1.4s	+14	32°	31°
8	Tmp	20	0.578	15:01:50.12	15:01:51.96	0	1.8s	+18	29°	33°
9	Tmp	22	0.868	15:02:27.04	15:02:28.22	0	1.2s	+12	33°	34°
10	Tmp	25	1.220	15:03:17.89	15:03:19.46	0	1.6s	+16	33°	34°
11	Tmp	27	1.431	15:03:46.21	15:03:47.74	0	1.5s	+15	24°	33°
12	Tmp	29	1.732	15:04:23.69	15:04:25.66	0	2.0s	+20	33°	33°
13	Tmp	33	2.138	15:05:20.98	15:05:21.56	0	0.6s	+6	29°	33°
14	Tmp	37	2.987	15:06:56.75	15:06:57.82	0	1.1s	+11	25°	33°
15	Tmp	40	3.330	15:07:55.28	15:07:56.93	0	1.7s	+17	27°	33°
16	Tmp	44	3.768	15:08:55.21	15:08:58.85	0	3.6s	+36	28°	32°
17	Tmp	45	4.011	15:09:27.41	15:09:28.11	0	0.7s	+7	22°	29°
18	Tmp	46	4.293	15:09:53.66	15:09:55.47	0	1.8s	+18	30°	29°
19	Tmp	52	4.676	15:10:42.81	15:10:58.03	0	15.2s	[+152]	35°	27°
20	Tmp	54	5.014	15:11:22.67	15:11:27.85	0	5.2s	+52	33°	29°
21	Tmp	57	5.380	15:12:22.01	15:12:23.34	0	1.3s	+13	31°	29°
22	Tmp	59	5.584	15:12:46.47	15:12:51.50	0	5.0s	+50	24°	29°
23	Tmp	63	6.272	15:14:15.53	15:14:16.98	0	1.5s	+15	33°	28°
24	Tmp	64	6.513	15:14:38.80	15:14:39.41	0	0.6s	+6	18°	28°
25	Tmp	69	6.777	15:15:14.54	15:15:15.85	0	1.3s	+13	25°	28°
26	Tmp	71	7.116	15:15:50.14	15:15:51.62	0	1.5s	+15	24°	28°
27	Tmp	76	7.607	15:16:53.29	15:16:55.54	0	2.3s	[+23]	14°	27°
28	Tmp	79	8.175	15:18:28.88	15:18:29.33	0	0.5s	+5	18°	25°
29	Tmp	81	8.470	15:18:59.86	15:19:01.21	0	1.4s	+14	19°	25°
30	Tmp	83	8.748	15:19:32.55	15:19:34.06	0	1.5s	+15	25°	26°
31	Tmp	85	8.924	15:19:51.57	15:19:51.89	0	0.3s	+3	13°	25°
32	Tmp	88	9.250	15:20:56.52	15:20:57.20	0	0.7s	+7	27°	25°
33	Tmp	90	9.588	15:21:50.16	15:21:51.80	0	1.6s	+16	25°	26°
34	Tmp	94	10.163	15:23:21.25	15:23:23.89	0	2.6s	[+26]	21°	24°
35	Tmp	99	10.640	15:24:42.74	15:24:44.30	0	1.6s	+16	30°	25°
36	Tmp	102	11.004	15:25:41.11	15:25:42.68	0	1.6s	+16	26°	26°
37	Tmp	104	11.145	15:26:03.24	15:26:05.64	0	2.4s	[+24]	28°	26°
38	Tmp	105	11.295	15:26:21.97	15:26:22.98	0	1.0s	+10	25°	27°
39	Tmp	107	11.497	15:26:43.90	15:26:44.67	0	0.8s	+8	22°	27°
40	Tmp	109	11.855	15:27:20.02	15:27:21.36	0	1.3s	+13	31°	27°
41	Tmp	110	12.079	15:27:44.93	15:27:45.65	0	0.7s	+7	22°	27°
42	Tmp	112	12.374	15:28:22.42	15:28:23.24	0	0.8s	+8	23°	27°
43	Tmp	114	12.922	15:29:34.92	15:29:37.10	0	2.2s	+22	30°	27°
44	Tmp	124	1.791	16:13:48.43	16:13:48.90	0	0.5s	+5	24°	27°
45	Tmp	129	4.728	16:19:05.31	16:19:05.89	0	0.6s	+6	24°	27°
46	Tmp	133	6.318	16:21:50.29	16:21:51.56	0	1.3s	+13	30°	27°
47	Tmp	138	0.396	16:26:42.17	16:26:43.97	0	1.8s	+18	32°	27°
48	Tmp	139	0.641	16:27:15.13	16:27:16.11	0	1.0s	+10	29°	27°
49	Tmp	142	1.113	16:28:01.69	16:28:03.28	0	1.6s	+16	30°	27°
50	Tmp	144	1.712	16:29:08.29	16:29:09.66	0	1.4s	+14	29°	27°
51	Tmp	146	2.013	16:29:47.41	16:29:49.09	0	1.7s	+17	26°	27°
52	Tmp	147	2.215	16:30:11.65	16:30:13.58	0	1.9s	+19	29°	27°
53	Tmp	149	2.498	16:30:45.28	16:30:45.82	0	0.5s	+5	25°	27°
54	Tmp	151	2.742	16:31:13.38	16:31:16.51	0	3.1s	+31	33°	27°
55	Tmp	153	2.945	16:31:33.71	16:31:35.37	0	1.7s	+17	26°	27°
56	Tmp	157	3.333	16:32:20.35	16:32:21.73	0	1.4s	+14	21°	27°
57	Tmp	162	4.086	16:33:48.64	16:33:49.84	0	1.2s	+12	13°	27°

PC	Tp	Trc	DistPC	Ideal	Passagem	Pen	Erro	Pontos	NoPC	AtePC
58	Tmp	164	4.357	16:34:21.96	16:34:22.17	0	0.2s	+2	9°	27°
59	Tmp	167	4.647	16:34:58.59	16:35:00.72	0	2.1s	+21	14°	27°
60	Tmp	169	4.926	16:35:24.56	16:35:24.72	0	0.2s	+2	7°	27°
61	Tmp	170	5.116	16:35:47.02	16:35:48.17	0	1.2s	+12	20°	27°
62	Tmp	171	5.558	16:36:51.12	16:36:55.72	0	4.6s	+46	29°	27°
63	Tmp	174	5.925	16:37:28.32	16:37:29.58	0	1.3s	+13	28°	27°
64	Tmp	176	6.374	16:38:16.41	16:38:17.52	0	1.1s	+11	22°	27°
65	Tmp	179	6.729	16:39:02.89	16:39:03.59	0	0.7s	+7	25°	27°
66	Tmp	181	7.027	16:39:29.23	16:39:29.49	0	0.3s	+3	19°	27°
Num	226	Pen	0	PCZ	0	Total PP	877	Col. Final	27°	

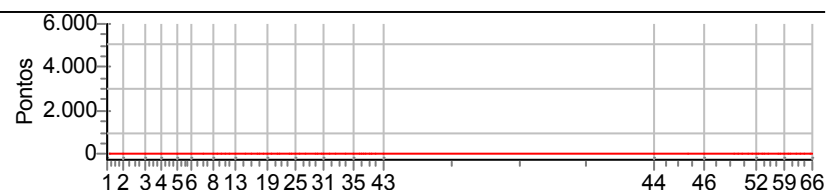


Performance Individual

PC	Tp	Trc	DistPC	Ideal	Passagem	Pen	Erro	Pontos	NoPC	AtePC
N	227	227 / Rafael Martin Benavides / Marcelo Cordeiro Perez								
u	NC	Cat / NL / Largada JUNIOR / 81 / 09:21:00								
m	NC	Sorocaba TROLLER								
PC	Tp	Trc	DistPC	Ideal	Passagem	Pen	Erro	Pontos	NoPC	AtePC
1	Tmp	4	11.209	14:35:34.68	--:--:--	0		+6000	41°	41°
2	Tmp	7	12.631	14:38:04.44	--:--:--	0		+6000	41°	41°
3	Tmp	11	14.756	14:41:54.01	--:--:--	0		+6000	41°	41°
4	Tmp	12	16.190	14:44:20.54	--:--:--	0		+6000	41°	41°
5	Tmp	15	17.631	14:46:59.84	--:--:--	0		+6000	41°	41°
6	Tmp	18	19.050	14:49:10.41	--:--:--	0		+6000	41°	41°
7	Tmp	18	20.378	14:51:23.21	--:--:--	0		+6000	41°	41°
8	Tmp	20	0.578	14:52:50.12	--:--:--	0		+6000	41°	41°
9	Tmp	22	0.868	14:53:27.04	--:--:--	0		+6000	41°	41°
10	Tmp	25	1.220	14:54:17.89	--:--:--	0		+6000	41°	41°
11	Tmp	27	1.431	14:54:46.21	--:--:--	0		+6000	41°	41°
12	Tmp	29	1.732	14:55:23.69	--:--:--	0		+6000	41°	41°
13	Tmp	33	2.138	14:56:20.98	--:--:--	0		+6000	41°	41°
14	Tmp	37	2.987	14:57:56.75	--:--:--	0		+6000	41°	41°
15	Tmp	40	3.330	14:58:55.28	--:--:--	0		+6000	41°	41°
16	Tmp	44	3.768	14:59:55.21	--:--:--	0		+6000	41°	41°
17	Tmp	45	4.011	15:00:27.41	--:--:--	0		+6000	41°	41°
18	Tmp	46	4.293	15:00:53.66	--:--:--	0		+6000	41°	41°
19	Tmp	52	4.676	15:01:42.81	--:--:--	0		+6000	41°	41°
20	Tmp	54	5.014	15:02:22.67	--:--:--	0		+6000	41°	41°
21	Tmp	57	5.380	15:03:22.01	--:--:--	0		+6000	41°	41°
22	Tmp	59	5.584	15:03:46.47	--:--:--	0		+6000	41°	41°
23	Tmp	63	6.272	15:05:15.53	--:--:--	0		+6000	41°	41°
24	Tmp	64	6.513	15:05:38.80	--:--:--	0		+6000	41°	41°
25	Tmp	69	6.777	15:06:14.54	--:--:--	0		+6000	41°	41°
26	Tmp	71	7.116	15:06:50.14	--:--:--	0		+6000	41°	41°
27	Tmp	76	7.607	15:07:53.29	--:--:--	0		+6000	40°	41°
28	Tmp	79	8.175	15:09:28.88	--:--:--	0		+6000	41°	41°
29	Tmp	81	8.470	15:09:59.86	--:--:--	0		+6000	40°	41°
30	Tmp	83	8.748	15:10:32.55	--:--:--	0		+6000	40°	41°
31	Tmp	85	8.924	15:10:51.57	--:--:--	0		+6000	40°	41°
32	Tmp	88	9.250	15:11:56.52	--:--:--	0		+6000	40°	41°
33	Tmp	90	9.588	15:12:50.16	--:--:--	0		+6000	40°	41°
34	Tmp	94	10.163	15:14:21.25	--:--:--	0		+6000	40°	41°
35	Tmp	99	10.640	15:15:42.74	--:--:--	0		+6000	40°	41°
36	Tmp	102	11.004	15:16:41.11	--:--:--	0		+6000	40°	41°
37	Tmp	104	11.145	15:17:03.24	--:--:--	0		+6000	40°	41°
38	Tmp	105	11.295	15:17:21.97	--:--:--	0		+6000	40°	41°
39	Tmp	107	11.497	15:17:43.90	--:--:--	0		+6000	40°	41°
40	Tmp	109	11.855	15:18:20.02	--:--:--	0		+6000	40°	41°
41	Tmp	110	12.079	15:18:44.93	--:--:--	0		+6000	40°	41°
42	Tmp	112	12.374	15:19:22.42	--:--:--	0		+6000	40°	41°
43	Tmp	114	12.922	15:20:34.92	--:--:--	0		+6000	40°	41°
44	Tmp	124	1.791	16:04:48.43	--:--:--	0		+6000	40°	41°
45	Tmp	129	4.728	16:10:05.31	--:--:--	0		+6000	40°	41°
46	Tmp	133	6.318	16:12:50.29	--:--:--	0		+6000	40°	41°
47	Tmp	138	0.396	16:17:42.17	--:--:--	0		+6000	40°	41°
48	Tmp	139	0.641	16:18:15.13	--:--:--	0		+6000	40°	41°
49	Tmp	142	1.113	16:19:01.69	--:--:--	0		+6000	40°	41°
50	Tmp	144	1.712	16:20:08.29	--:--:--	0		+6000	40°	41°
51	Tmp	146	2.013	16:20:47.41	--:--:--	0		+6000	40°	41°
52	Tmp	147	2.215	16:21:11.65	--:--:--	0		+6000	40°	41°
53	Tmp	149	2.498	16:21:45.28	--:--:--	0		+6000	40°	41°
54	Tmp	151	2.742	16:22:13.38	--:--:--	0		+6000	40°	41°
55	Tmp	153	2.945	16:22:33.71	--:--:--	0		+6000	40°	41°
56	Tmp	157	3.333	16:23:20.35	--:--:--	0		+6000	40°	41°
57	Tmp	162	4.086	16:24:48.64	--:--:--	0		+6000	40°	41°

PC	Tp	Trc	DistPC	Ideal	Passagem	Pen	Erro	Pontos	NoPC	AtePC
58	Tmp	164	4.357	16:25:21.96	--:--:--	0		+6000	40°	41°
59	Tmp	167	4.647	16:25:58.59	--:--:--	0		+6000	40°	41°
60	Tmp	169	4.926	16:26:24.56	--:--:--	0		+6000	40°	41°
61	Tmp	170	5.116	16:26:47.02	--:--:--	0		+6000	40°	41°
62	Tmp	171	5.558	16:27:51.12	--:--:--	0		+6000	40°	41°
63	Tmp	174	5.925	16:28:28.32	--:--:--	0		+6000	40°	41°
64	Tmp	176	6.374	16:29:16.41	--:--:--	0		+6000	40°	41°
65	Tmp	179	6.729	16:30:02.89	--:--:--	0		+6000	40°	41°
66	Tmp	181	7.027	16:30:29.23	--:--:--	0		+6000	40°	41°

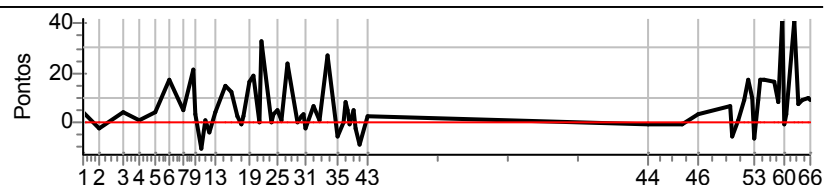
Num	227	Pen	0	PCZ	0	Total PP	396000	Col. Final	NC
-----	-----	-----	---	-----	---	----------	--------	------------	----



Performance Individual

PC	Tp	Trc	DistPC	Ideal	Passagem	Pen	Erro	Pontos	NoPC	AtePC
N	228	228 / Reginaldo Cardoso da Silva / Mauricio Alcantara Gonçalves								
u		Cat / NL / Largada JUNIOR / 78 / 09:18:00								
m	9º	Sorocaba PAJERO FULL								
PC	Tp	Trc	DistPC	Ideal	Passagem	Pen	Erro	Pontos	NoPC	AtePC
1	Tmp	4	11.209	14:32:34.68	14:32:35.05	0	0.4s	+4	16°	16°
2	Tmp	7	12.631	14:35:04.44	14:35:04.11	0	0.3s	-3	21°	23°
3	Tmp	11	14.756	14:38:54.01	14:38:54.38	0	0.4s	+4	6°	20°
4	Tmp	12	16.190	14:41:20.54	14:41:20.62	0	0.1s	+1	3°	9°
5	Tmp	15	17.631	14:43:59.84	14:44:00.21	0	0.4s	+4	10°	8°
6	Tmp	18	19.050	14:46:10.41	14:46:12.08	0	1.7s	+17	26°	6°
7	Tmp	18	20.378	14:48:23.21	14:48:23.75	0	0.5s	+5	21°	9°
8	Tmp	20	0.578	14:49:50.12	14:49:52.25	0	2.1s	[+21]	33°	15°
9	Tmp	22	0.868	14:50:27.04	14:50:27.32	0	0.3s	+3	18°	15°
10	Tmp	25	1.220	14:51:17.89	14:51:16.82	0	1.1s	-11	26°	18°
11	Tmp	27	1.431	14:51:46.21	14:51:46.32	0	0.1s	+1	3°	10°
12	Tmp	29	1.732	14:52:23.69	14:52:23.32	0	0.4s	-4	12°	12°
13	Tmp	33	2.138	14:53:20.98	14:53:21.42	0	0.4s	+4	23°	12°
14	Tmp	37	2.987	14:54:56.75	14:54:58.22	0	1.5s	+15	29°	17°
15	Tmp	40	3.330	14:55:55.28	14:55:56.43	0	1.2s	+12	19°	14°
16	Tmp	44	3.768	14:56:55.21	14:56:55.44	0	0.2s	+2	5°	14°
17	Tmp	45	4.011	14:57:27.41	14:57:27.36	0	0.1s	-1	4°	11°
18	Tmp	46	4.293	14:57:53.66	14:57:53.86	0	0.2s	+2	8°	11°
19	Tmp	52	4.676	14:58:42.81	14:58:44.40	0	1.6s	+16	21°	12°
20	Tmp	54	5.014	14:59:22.67	14:59:24.52	0	1.9s	[+19]	27°	14°
21	Tmp	57	5.380	15:00:22.01	15:00:22.01	0	0.0s	0	2°	13°
22	Tmp	59	5.584	15:00:46.47	15:00:49.75	0	3.3s	+33	13°	13°
23	Tmp	63	6.272	15:02:15.53	15:02:15.54	0	0.0s	0	7°	12°
24	Tmp	64	6.513	15:02:38.80	15:02:39.09	0	0.3s	+3	10°	12°
25	Tmp	69	6.777	15:03:14.54	15:03:15.03	0	0.5s	+5	7°	12°
26	Tmp	71	7.116	15:03:50.14	15:03:50.26	0	0.1s	+1	2°	10°
27	Tmp	76	7.607	15:04:53.29	15:04:55.69	0	2.4s	[+24]	18°	10°
28	Tmp	79	8.175	15:06:28.88	15:06:28.86	0	0.0s	0	6°	7°
29	Tmp	81	8.470	15:06:59.86	15:07:00.04	0	0.2s	+2	4°	7°
30	Tmp	83	8.748	15:07:32.55	15:07:32.88	0	0.3s	+3	10°	7°
31	Tmp	85	8.924	15:07:51.57	15:07:51.28	0	0.3s	-3	15°	7°
32	Tmp	88	9.250	15:08:56.52	15:08:57.16	0	0.6s	+6	25°	7°
33	Tmp	90	9.588	15:09:50.16	15:09:50.30	0	0.1s	+1	4°	7°
34	Tmp	94	10.163	15:11:21.25	15:11:23.98	0	2.7s	[+27]	23°	7°
35	Tmp	99	10.640	15:12:42.74	15:12:42.16	0	0.6s	-6	12°	8°
36	Tmp	102	11.004	15:13:41.11	15:13:41.08	0	0.0s	0	1°	7°
37	Tmp	104	11.145	15:14:03.24	15:14:04.04	0	0.8s	+8	6°	7°
38	Tmp	105	11.295	15:14:21.97	15:14:22.50	0	0.5s	+5	16°	7°
39	Tmp	107	11.497	15:14:43.90	15:14:43.85	0	0.1s	-1	4°	7°
40	Tmp	109	11.855	15:15:20.02	15:15:20.56	0	0.5s	+5	26°	8°
41	Tmp	110	12.079	15:15:44.93	15:15:44.65	0	0.3s	-3	16°	8°
42	Tmp	112	12.374	15:16:22.42	15:16:21.52	0	0.9s	-9	26°	8°
43	Tmp	114	12.922	15:17:34.92	15:17:35.14	0	0.2s	+2	4°	6°
44	Tmp	124	1.791	16:01:48.43	16:01:48.35	0	0.1s	-1	4°	6°
45	Tmp	129	4.728	16:07:05.31	16:07:05.17	0	0.1s	-1	7°	6°
46	Tmp	133	6.318	16:09:50.29	16:09:50.55	0	0.3s	+3	9°	6°
47	Tmp	138	0.396	16:14:42.17	16:14:42.75	0	0.6s	+6	22°	7°
48	Tmp	139	0.641	16:15:15.13	16:15:14.50	0	0.6s	-6	22°	8°
49	Tmp	142	1.113	16:16:01.69	16:16:01.81	0	0.1s	+1	2°	6°
50	Tmp	144	1.712	16:17:08.29	16:17:09.16	0	0.9s	+9	27°	8°
51	Tmp	146	2.013	16:17:47.41	16:17:49.07	0	1.7s	+17	27°	8°
52	Tmp	147	2.215	16:18:11.65	16:18:12.60	0	1.0s	+10	26°	8°
53	Tmp	149	2.498	16:18:45.28	16:18:44.60	0	0.7s	-7	28°	8°
54	Tmp	151	2.742	16:19:13.38	16:19:14.24	0	0.9s	+9	6°	8°
55	Tmp	153	2.945	16:19:33.71	16:19:35.45	0	1.7s	+17	28°	8°
56	Tmp	157	3.333	16:20:20.35	16:20:22.09	0	1.7s	+17	28°	8°
57	Tmp	162	4.086	16:21:48.64	16:21:50.28	0	1.6s	+16	19°	9°

PC	Tp	Trc	DistPC	Ideal	Passagem	Pen	Erro	Pontos	NoPC	AtePC
58	Tmp	164	4.357	16:22:21.96	16:22:22.72	0	0.8s	+8	24°	9°
59	Tmp	167	4.647	16:22:58.59	16:23:02.75	0	4.2s	[+42]	30°	11°
60	Tmp	169	4.926	16:23:24.56	16:23:24.43	0	0.1s	-1	3°	8°
61	Tmp	170	5.116	16:23:47.02	16:23:47.34	0	0.3s	+3	8°	7°
62	Tmp	171	5.558	16:24:51.12	16:24:55.23	0	4.1s	+41	24°	9°
63	Tmp	174	5.925	16:25:28.32	16:25:29.04	0	0.7s	+7	17°	9°
64	Tmp	176	6.374	16:26:16.41	16:26:17.28	0	0.9s	+9	18°	10°
65	Tmp	179	6.729	16:27:02.89	16:27:03.88	0	1.0s	+10	30°	9°
66	Tmp	181	7.027	16:27:29.23	16:27:30.08	0	0.9s	+9	32°	9°
Num	228	Pen	0	PCZ	4	Total PP	413	Col. Final	9º	

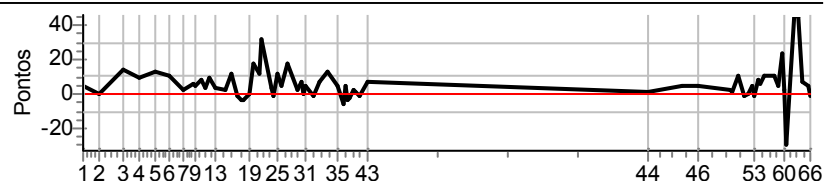


Performance Individual

PC	Tp	Trc	DistPC	Ideal	Passagem	Pen	Erro	Pontos	NoPC	AtePC
N	229	229 / Adilson Gonze / Joao Paulo Salfer Gonze								
u	6°	Cat / NL / Largada JUNIOR / 68 / 09:08:00								
m		Itajai TROLLER T4								
PC	Tp	Trc	DistPC	Ideal	Passagem	Pen	Erro	Pontos	NoPC	AtePC
1	Tmp	4	11.209	14:22:34.68	14:22:35.07	0	0.4s	+4	18°	18°
2	Tmp	7	12.631	14:25:04.44	14:25:04.42	0	0.0s	0	6°	4°
3	Tmp	11	14.756	14:28:54.01	14:28:55.39	0	1.4s	+14	28°	14°
4	Tmp	12	16.190	14:31:20.54	14:31:21.41	0	0.9s	+9	23°	18°
5	Tmp	15	17.631	14:33:59.84	14:34:01.11	0	1.3s	+13	32°	23°
6	Tmp	18	19.050	14:36:10.41	14:36:11.42	0	1.0s	+10	12°	23°
7	Tmp	18	20.378	14:38:23.21	14:38:23.39	0	0.2s	+2	14°	21°
8	Tmp	20	0.578	14:39:50.12	14:39:50.73	0	0.6s	+6	12°	19°
9	Tmp	22	0.868	14:40:27.04	14:40:27.42	0	0.4s	+4	22°	19°
10	Tmp	25	1.220	14:41:17.89	14:41:18.70	0	0.8s	+8	20°	20°
11	Tmp	27	1.431	14:41:46.21	14:41:46.46	0	0.3s	+3	5°	18°
12	Tmp	29	1.732	14:42:23.69	14:42:24.56	0	0.9s	+9	23°	20°
13	Tmp	33	2.138	14:43:20.98	14:43:21.29	0	0.3s	+3	19°	19°
14	Tmp	37	2.987	14:44:56.75	14:44:56.97	0	0.2s	+2	8°	16°
15	Tmp	40	3.330	14:45:55.28	14:45:56.52	0	1.2s	+12	21°	15°
16	Tmp	44	3.768	14:46:55.21	14:46:55.14	0	0.1s	-1	4°	12°
17	Tmp	45	4.011	14:47:27.41	14:47:27.05	0	0.4s	-4	16°	12°
18	Tmp	46	4.293	14:47:53.66	14:47:53.31	0	0.4s	-4	19°	12°
19	Tmp	52	4.676	14:48:42.81	14:48:42.82	0	0.0s	0	3°	10°
20	Tmp	54	5.014	14:49:22.67	14:49:24.43	0	1.8s	[+18]	26°	11°
21	Tmp	57	5.380	14:50:22.01	14:50:23.13	0	1.1s	+11	29°	12°
22	Tmp	59	5.584	14:50:46.47	14:50:49.67	0	3.2s	+32	11°	11°
23	Tmp	63	6.272	14:52:15.53	14:52:15.87	0	0.3s	+3	18°	11°
24	Tmp	64	6.513	14:52:38.80	14:52:38.57	0	0.2s	-2	8°	11°
25	Tmp	69	6.777	14:53:14.54	14:53:15.66	0	1.1s	+11	20°	11°
26	Tmp	71	7.116	14:53:50.14	14:53:50.68	0	0.5s	+5	5°	11°
27	Tmp	76	7.607	14:54:53.29	14:54:55.03	0	1.7s	[+17]	8°	9°
28	Tmp	79	8.175	14:56:28.88	14:56:29.05	0	0.2s	+2	14°	8°
29	Tmp	81	8.470	14:56:59.86	14:57:00.60	0	0.7s	+7	8°	8°
30	Tmp	83	8.748	14:57:32.55	14:57:32.52	0	0.0s	0	2°	8°
31	Tmp	85	8.924	14:57:51.57	14:57:52.00	0	0.4s	+4	20°	8°
32	Tmp	88	9.250	14:58:56.52	14:58:56.30	0	0.2s	-2	12°	8°
33	Tmp	90	9.588	14:59:50.16	14:59:50.87	0	0.7s	+7	12°	8°
34	Tmp	94	10.163	15:01:21.25	15:01:22.58	0	1.3s	+13	10°	8°
35	Tmp	99	10.640	15:02:42.74	15:02:43.11	0	0.4s	+4	8°	7°
36	Tmp	102	11.004	15:03:41.11	15:03:40.53	0	0.6s	-6	11°	8°
37	Tmp	104	11.145	15:04:03.24	15:04:03.62	0	0.4s	+4	2°	8°
38	Tmp	105	11.295	15:04:21.97	15:04:21.59	0	0.4s	-4	14°	8°
39	Tmp	107	11.497	15:04:43.90	15:04:43.56	0	0.3s	-3	10°	8°
40	Tmp	109	11.855	15:05:20.02	15:05:20.19	0	0.2s	+2	17°	7°
41	Tmp	110	12.079	15:05:44.93	15:05:45.02	0	0.1s	+1	8°	7°
42	Tmp	112	12.374	15:06:22.42	15:06:22.28	0	0.1s	-1	9°	6°
43	Tmp	114	12.922	15:07:34.92	15:07:35.66	0	0.7s	+7	15°	7°
44	Tmp	124	1.791	15:51:48.43	15:51:48.57	0	0.1s	+1	6°	7°
45	Tmp	129	4.728	15:57:05.31	15:57:05.84	0	0.5s	+5	23°	7°
46	Tmp	133	6.318	15:59:50.29	15:59:50.65	0	0.4s	+4	12°	8°
47	Tmp	138	0.396	16:04:42.17	16:04:42.35	0	0.2s	+2	12°	8°
48	Tmp	139	0.641	16:05:15.13	16:05:15.24	0	0.1s	+1	10°	6°
49	Tmp	142	1.113	16:06:01.69	16:06:02.73	0	1.0s	+10	24°	8°
50	Tmp	144	1.712	16:07:08.29	16:07:08.20	0	0.1s	-1	7°	6°
51	Tmp	146	2.013	16:07:47.41	16:07:47.38	0	0.0s	0	3°	6°
52	Tmp	147	2.215	16:08:11.65	16:08:12.06	0	0.4s	+4	19°	6°
53	Tmp	149	2.498	16:08:45.28	16:08:45.15	0	0.1s	-1	15°	6°
54	Tmp	151	2.742	16:09:13.38	16:09:14.22	0	0.8s	+8	4°	6°
55	Tmp	153	2.945	16:09:33.71	16:09:34.33	0	0.6s	+6	7°	4°
56	Tmp	157	3.333	16:10:20.35	16:10:21.37	0	1.0s	+10	17°	4°
57	Tmp	162	4.086	16:11:48.64	16:11:49.61	0	1.0s	+10	10°	4°

PC	Tp	Trc	DistPC	Ideal	Passagem	Pen	Erro	Pontos	NoPC	AtePC
58	Tmp	164	4.357	16:12:21.96	16:12:22.39	0	0.4s	+4	17°	5°
59	Tmp	167	4.647	16:12:58.59	16:13:00.96	0	2.4s	[+24]	16°	4°
60	Tmp	169	4.926	16:13:24.56	16:13:24.75	0	0.2s	+2	10°	4°
61	Tmp	170	5.116	16:13:47.02	16:13:44.02	0	3.0s	[-30]	31°	5°
62	Tmp	171	5.558	16:14:51.12	16:14:55.75	0	4.6s	[+46]	30°	5°
63	Tmp	174	5.925	16:15:28.32	16:15:32.83	0	4.5s	+45	35°	6°
64	Tmp	176	6.374	16:16:16.41	16:16:17.10	0	0.7s	+7	14°	6°
65	Tmp	179	6.729	16:17:02.89	16:17:03.28	0	0.4s	+4	17°	6°
66	Tmp	181	7.027	16:17:29.23	16:17:29.06	0	0.2s	-2	16°	6°

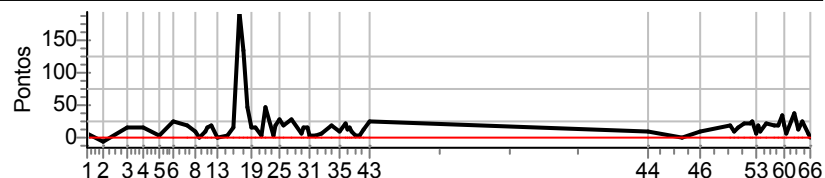
Num	229	Pen	0	PCZ	4	Total PP	366	Col. Final	6°
-----	-----	-----	---	-----	---	----------	-----	------------	----



Performance Individual

PC	Tp	Trc	DistPC	Ideal	Passagem	Pen	Erro	Pontos	NoPC	AtePC
N	230	230 / Osmar Fleischmann / Fabiano Fleischmann								
u		Cat / NL / Largada JUNIOR / 96 / 09:36:00								
m	28°	Sao Bento do Sul _ Sc TROLLER T4 3.0 TDI								
PC	Tp	Trc	DistPC	Ideal	Passagem	Pen	Erro	Pontos	NoPC	AtePC
1	Tmp	4	11.209	14:50:34.68	14:50:35.47	0	0.8s	+8	31°	31°
2	Tmp	7	12.631	14:53:04.44	14:53:03.84	0	0.6s	-6	27°	31°
3	Tmp	11	14.756	14:56:54.01	14:56:55.51	0	1.5s	+15	29°	29°
4	Tmp	12	16.190	14:59:20.54	14:59:22.00	0	1.5s	+15	32°	32°
5	Tmp	15	17.631	15:01:59.84	15:02:00.22	0	0.4s	+4	9°	26°
6	Tmp	18	19.050	15:04:10.41	15:04:12.81	0	2.4s	+24	35°	26°
7	Tmp	18	20.378	15:06:23.21	15:06:25.21	0	2.0s	+20	35°	34°
8	Tmp	20	0.578	15:07:50.12	15:07:51.09	0	1.0s	+10	17°	30°
9	Tmp	22	0.868	15:08:27.04	15:08:26.92	0	0.1s	-1	3°	29°
10	Tmp	25	1.220	15:09:17.89	15:09:19.00	0	1.1s	+11	25°	29°
11	Tmp	27	1.431	15:09:46.21	15:09:47.88	0	1.7s	+17	27°	29°
12	Tmp	29	1.732	15:10:23.69	15:10:25.49	0	1.8s	+18	32°	30°
13	Tmp	33	2.138	15:11:20.98	15:11:21.03	0	0.1s	+1	10°	29°
14	Tmp	37	2.987	15:12:56.75	15:12:56.95	0	0.2s	+2	7°	29°
15	Tmp	40	3.330	15:13:55.28	15:13:56.93	0	1.7s	+17	26°	30°
16	Tmp	44	3.768	15:14:55.21	15:15:14.66	0	19.5s	[+195]	35°	30°
17	Tmp	45	4.011	15:15:27.41	15:15:40.86	0	13.5s	+135	34°	32°
18	Tmp	46	4.293	15:15:53.66	15:15:58.40	0	4.7s	+47	32°	32°
19	Tmp	52	4.676	15:16:42.81	15:16:44.43	0	1.6s	+16	20°	32°
20	Tmp	54	5.014	15:17:22.67	15:17:24.16	0	1.5s	+15	22°	32°
21	Tmp	57	5.380	15:18:22.01	15:18:22.36	0	0.4s	+4	14°	32°
22	Tmp	59	5.584	15:18:46.47	15:18:51.29	0	4.8s	+48	22°	32°
23	Tmp	63	6.272	15:20:15.53	15:20:15.75	0	0.2s	+2	10°	31°
24	Tmp	64	6.513	15:20:38.80	15:20:40.74	0	1.9s	+19	32°	31°
25	Tmp	69	6.777	15:21:14.54	15:21:17.37	0	2.8s	[+28]	31°	31°
26	Tmp	71	7.116	15:21:50.14	15:21:52.16	0	2.0s	+20	29°	31°
27	Tmp	76	7.607	15:22:53.29	15:22:56.21	0	2.9s	[+29]	21°	30°
28	Tmp	79	8.175	15:24:28.88	15:24:29.62	0	0.7s	+7	23°	28°
29	Tmp	81	8.470	15:24:59.86	15:25:01.50	0	1.6s	+16	23°	28°
30	Tmp	83	8.748	15:25:32.55	15:25:34.19	0	1.6s	+16	27°	28°
31	Tmp	85	8.924	15:25:51.57	15:25:51.94	0	0.4s	+4	17°	28°
32	Tmp	88	9.250	15:26:56.52	15:26:56.91	0	0.4s	+4	18°	28°
33	Tmp	90	9.588	15:27:50.16	15:27:50.77	0	0.6s	+6	10°	28°
34	Tmp	94	10.163	15:29:21.25	15:29:23.20	0	2.0s	+20	15°	28°
35	Tmp	99	10.640	15:30:42.74	15:30:43.84	0	1.1s	+11	24°	28°
36	Tmp	102	11.004	15:31:41.11	15:31:43.36	0	2.3s	+23	30°	28°
37	Tmp	104	11.145	15:32:03.24	15:32:04.63	0	1.4s	+14	16°	28°
38	Tmp	105	11.295	15:32:21.97	15:32:23.51	0	1.5s	+15	31°	28°
39	Tmp	107	11.497	15:32:43.90	15:32:44.98	0	1.1s	+11	27°	28°
40	Tmp	109	11.855	15:33:20.02	15:33:20.28	0	0.3s	+3	18°	28°
41	Tmp	110	12.079	15:33:44.93	15:33:45.12	0	0.2s	+2	10°	28°
42	Tmp	112	12.374	15:34:22.42	15:34:23.62	0	1.2s	+12	29°	28°
43	Tmp	114	12.922	15:35:34.92	15:35:37.43	0	2.5s	[+25]	32°	28°
44	Tmp	124	1.791	16:19:48.43	16:19:49.32	0	0.9s	+9	30°	28°
45	Tmp	129	4.728	16:25:05.31	16:25:05.39	0	0.1s	+1	5°	28°
46	Tmp	133	6.318	16:27:50.29	16:27:51.22	0	0.9s	+9	23°	28°
47	Tmp	138	0.396	16:32:42.17	16:32:44.02	0	1.9s	+19	33°	28°
48	Tmp	139	0.641	16:33:15.13	16:33:16.23	0	1.1s	+11	30°	28°
49	Tmp	142	1.113	16:34:01.69	16:34:03.22	0	1.5s	+15	29°	28°
50	Tmp	144	1.712	16:35:08.29	16:35:10.35	0	2.1s	+21	33°	28°
51	Tmp	146	2.013	16:35:47.41	16:35:49.66	0	2.3s	+23	30°	28°
52	Tmp	147	2.215	16:36:11.65	16:36:14.18	0	2.5s	[+25]	30°	28°
53	Tmp	149	2.498	16:36:45.28	16:36:46.04	0	0.8s	+8	29°	28°
54	Tmp	151	2.742	16:37:13.38	16:37:15.18	0	1.8s	+18	24°	28°
55	Tmp	153	2.945	16:37:33.71	16:37:34.71	0	1.0s	+10	12°	28°
56	Tmp	157	3.333	16:38:20.35	16:38:22.61	0	2.3s	+23	30°	28°
57	Tmp	162	4.086	16:39:48.64	16:39:50.62	0	2.0s	+20	28°	28°

PC	Tp	Trc	DistPC	Ideal	Passagem	Pen	Erro	Pontos	NoPC	AtePC
58	Tmp	164	4.357	16:40:21.96	16:40:23.72	0	1.8s	+18	31°	28°
59	Tmp	167	4.647	16:40:58.59	16:41:02.10	0	3.5s	+35	25°	28°
60	Tmp	169	4.926	16:41:24.56	16:41:26.58	0	2.0s	+20	23°	28°
61	Tmp	170	5.116	16:41:47.02	16:41:47.83	0	0.8s	+8	15°	28°
62	Tmp	171	5.558	16:42:51.12	16:42:54.85	0	3.7s	+37	16°	28°
63	Tmp	174	5.925	16:43:28.32	16:43:29.53	0	1.2s	+12	25°	28°
64	Tmp	176	6.374	16:44:16.41	16:44:18.85	0	2.4s	+24	33°	28°
65	Tmp	179	6.729	16:45:02.89	16:45:03.60	0	0.7s	+7	24°	28°
66	Tmp	181	7.027	16:45:29.23	16:45:29.23	0	0.0s	0	2°	28°
Num	230	Pen	0	PCZ	1	Total PP	987	Col. Final	28°	

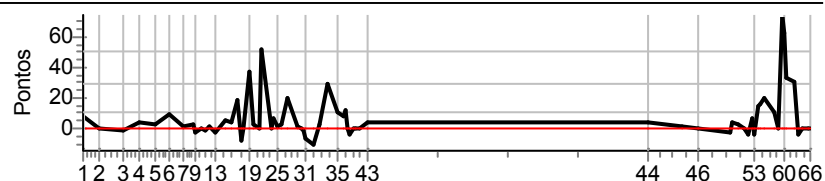


Performance Individual

PC	Tp	Trc	DistPC	Ideal	Passagem	Pen	Erro	Pontos	NoPC	AtePC
N	231	231 / Antonio Enio dos Santos Filho / Diego Fernando E Sa dos Santos								
u		Cat / NL / Largada JUNIOR / 82 / 09:22:00								
m	11°	Lages TROLLER								
PC	Tp	Trc	DistPC	Ideal	Passagem	Pen	Erro	Pontos	NoPC	AtePC
1	Tmp	4	11.209	14:36:34.68	14:36:35.58	0	0.9s	+9	33°	33°
2	Tmp	7	12.631	14:39:04.44	14:39:04.56	0	0.1s	+1	10°	16°
3	Tmp	11	14.756	14:42:54.01	14:42:53.94	0	0.1s	-1	2°	3°
4	Tmp	12	16.190	14:45:20.54	14:45:20.93	0	0.4s	+4	10°	5°
5	Tmp	15	17.631	14:47:59.84	14:48:00.10	0	0.3s	+3	8°	6°
6	Tmp	18	19.050	14:50:10.41	14:50:11.42	0	1.0s	+10	11°	8°
7	Tmp	18	20.378	14:52:23.21	14:52:23.42	0	0.2s	+2	11°	7°
8	Tmp	20	0.578	14:53:50.12	14:53:50.41	0	0.3s	+3	6°	7°
9	Tmp	22	0.868	14:54:27.04	14:54:26.82	0	0.2s	-2	11°	7°
10	Tmp	25	1.220	14:55:17.89	14:55:17.92	0	0.0s	0	1°	3°
11	Tmp	27	1.431	14:55:46.21	14:55:46.07	0	0.1s	-1	2°	3°
12	Tmp	29	1.732	14:56:23.69	14:56:23.88	0	0.2s	+2	10°	2°
13	Tmp	33	2.138	14:57:20.98	14:57:20.74	0	0.2s	-2	16°	1°
14	Tmp	37	2.987	14:58:56.75	14:58:57.37	0	0.6s	+6	20°	2°
15	Tmp	40	3.330	14:59:55.28	14:59:55.76	0	0.5s	+5	10°	2°
16	Tmp	44	3.768	15:00:55.21	15:00:57.13	0	1.9s	[+19]	22°	2°
17	Tmp	45	4.011	15:01:27.41	15:01:26.59	0	0.8s	-8	24°	5°
18	Tmp	46	4.293	15:01:53.66	15:01:53.65	0	0.0s	0	2°	3°
19	Tmp	52	4.676	15:02:42.81	15:02:46.63	0	3.8s	+38	27°	4°
20	Tmp	54	5.014	15:03:22.67	15:03:22.98	0	0.3s	+3	11°	3°
21	Tmp	57	5.380	15:04:22.01	15:04:22.11	0	0.1s	+1	6°	3°
22	Tmp	59	5.584	15:04:46.47	15:04:51.70	0	5.2s	+52	28°	9°
23	Tmp	63	6.272	15:06:15.53	15:06:15.57	0	0.0s	0	6°	8°
24	Tmp	64	6.513	15:06:38.80	15:06:39.54	0	0.7s	+7	19°	8°
25	Tmp	69	6.777	15:07:14.54	15:07:14.75	0	0.2s	+2	3°	8°
26	Tmp	71	7.116	15:07:50.14	15:07:50.43	0	0.3s	+3	4°	7°
27	Tmp	76	7.607	15:08:53.29	15:08:55.34	0	2.1s	[+21]	13°	6°
28	Tmp	79	8.175	15:10:28.88	15:10:29.07	0	0.2s	+2	13°	6°
29	Tmp	81	8.470	15:10:59.86	15:10:59.88	0	0.0s	0	2°	5°
30	Tmp	83	8.748	15:11:32.55	15:11:32.46	0	0.1s	-1	3°	5°
31	Tmp	85	8.924	15:11:51.57	15:11:50.94	0	0.6s	-6	22°	5°
32	Tmp	88	9.250	15:12:56.52	15:12:55.50	0	1.0s	-10	29°	6°
33	Tmp	90	9.588	15:13:50.16	15:13:50.49	0	0.3s	+3	7°	5°
34	Tmp	94	10.163	15:15:21.25	15:15:24.26	0	3.0s	[+30]	26°	6°
35	Tmp	99	10.640	15:16:42.74	15:16:43.86	0	1.1s	+11	25°	6°
36	Tmp	102	11.004	15:17:41.11	15:17:41.87	0	0.8s	+8	16°	6°
37	Tmp	104	11.145	15:18:03.24	15:18:04.43	0	1.2s	+12	14°	6°
38	Tmp	105	11.295	15:18:21.97	15:18:22.08	0	0.1s	+1	4°	6°
39	Tmp	107	11.497	15:18:43.90	15:18:43.51	0	0.4s	-4	12°	6°
40	Tmp	109	11.855	15:19:20.02	15:19:20.09	0	0.1s	+1	7°	5°
41	Tmp	110	12.079	15:19:44.93	15:19:44.89	0	0.0s	0	3°	4°
42	Tmp	112	12.374	15:20:22.42	15:20:22.46	0	0.0s	0	3°	4°
43	Tmp	114	12.922	15:21:34.92	15:21:35.42	0	0.5s	+5	9°	4°
44	Tmp	124	1.791	16:05:48.43	16:05:48.86	0	0.4s	+4	19°	4°
45	Tmp	129	4.728	16:11:05.31	16:11:05.47	0	0.2s	+2	12°	4°
46	Tmp	133	6.318	16:13:50.29	16:13:50.41	0	0.1s	+1	2°	4°
47	Tmp	138	0.396	16:18:42.17	16:18:41.97	0	0.2s	-2	10°	4°
48	Tmp	139	0.641	16:19:15.13	16:19:15.55	0	0.4s	+4	16°	4°
49	Tmp	142	1.113	16:20:01.69	16:20:01.99	0	0.3s	+3	6°	4°
50	Tmp	144	1.712	16:21:08.29	16:21:08.32	0	0.0s	0	4°	3°
51	Tmp	146	2.013	16:21:47.41	16:21:47.16	0	0.3s	-3	7°	3°
52	Tmp	147	2.215	16:22:11.65	16:22:12.37	0	0.7s	+7	22°	3°
53	Tmp	149	2.498	16:22:45.28	16:22:45.00	0	0.3s	-3	22°	4°
54	Tmp	151	2.742	16:23:13.38	16:23:14.83	0	1.5s	+15	21°	4°
55	Tmp	153	2.945	16:23:33.71	16:23:35.29	0	1.6s	+16	24°	5°
56	Tmp	157	3.333	16:24:20.35	16:24:22.42	0	2.1s	[+21]	29°	6°
57	Tmp	162	4.086	16:25:48.64	16:25:49.70	0	1.1s	+11	11°	7°

PC	Tp	Trc	DistPC	Ideal	Passagem	Pen	Erro	Pontos	NoPC	AtePC
58	Tmp	164	4.357	16:26:21.96	16:26:21.96	0	0.0s	0	2°	6°
59	Tmp	167	4.647	16:26:58.59	16:27:06.08	0	7.5s	[+75]	34°	7°
60	Tmp	169	4.926	16:27:24.56	16:27:30.90	0	6.3s	+63	32°	11°
61	Tmp	170	5.116	16:27:47.02	16:27:50.37	0	3.4s	+34	32°	13°
62	Tmp	171	5.558	16:28:51.12	16:28:54.26	0	3.1s	+31	9°	11°
63	Tmp	174	5.925	16:29:28.32	16:29:28.03	0	0.3s	-3	9°	11°
64	Tmp	176	6.374	16:30:16.41	16:30:16.37	0	0.0s	0	2°	11°
65	Tmp	179	6.729	16:31:02.89	16:31:02.94	0	0.1s	+1	6°	11°
66	Tmp	181	7.027	16:31:29.23	16:31:29.21	0	0.0s	0	4°	11°

Num	231	Pen	0	PCZ	10	Total PP	432	Col. Final	11°
-----	-----	-----	---	-----	----	----------	-----	------------	-----

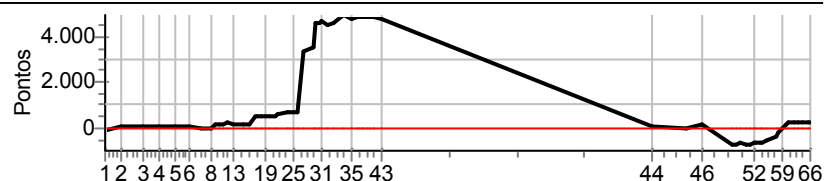


Performance Individual

PC	Tp	Trc	DistPC	Ideal	Passagem	Pen	Erro	Pontos	NoPC	AtePC
N	u	232	232 / Rock Jefferson de Campos / Flavio Digiampietri							
			Cat / NL / Largada JUNIOR / 104 / 09:44:00							
			Sorocaba MITSUBISHI PAJERO FULL							
PC	Tp	Trc	DistPC	Ideal	Passagem	Pen	Erro	Pontos	NoPC	AtePC
1	Tmp	4	11.209	14:58:34.68	14:58:23.16	0	11.5s	-115	35°	37°
2	Tmp	7	12.631	15:01:04.44	15:01:07.08	0	2.6s	+26	36°	36°
3	Tmp	11	14.756	15:04:54.01	15:04:55.57	0	1.6s	+16	30°	36°
4	Tmp	12	16.190	15:07:20.54	15:07:25.41	0	4.9s	+49	36°	36°
5	Tmp	15	17.631	15:09:59.84	15:10:05.97	0	6.1s	+61	36°	36°
6	Tmp	18	19.050	15:12:10.41	15:12:13.71	0	3.3s	+33	36°	36°
7	Tmp	18	20.378	15:14:23.21	15:14:20.74	0	2.5s	-25	36°	36°
8	Tmp	20	0.578	15:15:50.12	15:15:48.60	0	1.5s	-15	26°	36°
9	Tmp	22	0.868	15:16:27.04	15:16:41.93	0	14.9s	+149	36°	36°
10	Tmp	25	1.220	15:17:17.89	15:17:35.33	0	17.4s	+174	36°	36°
11	Tmp	27	1.431	15:17:46.21	15:18:02.66	0	16.5s	+165	36°	36°
12	Tmp	29	1.732	15:18:23.69	15:18:44.53	0	20.8s	+208	36°	36°
13	Tmp	33	2.138	15:19:20.98	15:19:36.33	0	15.4s	+154	36°	36°
14	Tmp	37	2.987	15:20:56.75	15:21:10.99	0	14.2s	+142	36°	36°
15	Tmp	40	3.330	15:21:55.28	15:22:13.22	0	17.9s	+179	36°	36°
16	Tmp	44	3.768	15:22:55.21	15:23:42.77	0	47.6s	+476	37°	36°
17	Tmp	45	4.011	15:23:27.41	15:24:17.37	0	50.0s	+500	37°	36°
18	Tmp	46	4.293	15:23:53.66	15:24:39.35	0	45.7s	+457	37°	36°
19	Tmp	52	4.676	15:24:42.81	15:25:30.88	0	48.1s	+481	37°	36°
20	Tmp	54	5.014	15:25:22.67	15:26:12.63	0	50.0s	+500	37°	36°
21	Tmp	57	5.380	15:26:22.01	15:27:15.03	0	53.0s	+530	37°	36°
22	Tmp	59	5.584	15:26:46.47	15:27:48.49	0	1m02s	+620	37°	36°
23	Tmp	63	6.272	15:28:15.53	15:29:19.94	0	1m04s	+644	37°	36°
24	Tmp	64	6.513	15:28:38.80	15:29:43.50	0	1m04s	+647	37°	36°
25	Tmp	69	6.777	15:29:14.54	15:30:18.40	0	1m03s	+639	37°	36°
26	Tmp	71	7.116	15:29:50.14	15:30:54.95	0	1m04s	+648	37°	36°
27	Tmp	76	7.607	15:30:53.29	15:36:35.98	0	5m42s	+3427	36°	36°
28	Tmp	79	8.175	15:32:28.88	15:38:28.87	0	6m00s	+3600	36°	36°
29	Tmp	81	8.470	15:32:59.86	15:40:47.56	0	7m47s	+4677	36°	36°
30	Tmp	83	8.748	15:33:32.55	15:41:21.04	0	7m48s	+4685	36°	36°
31	Tmp	85	8.924	15:33:51.57	15:41:42.17	0	7m50s	+4706	36°	36°
32	Tmp	88	9.250	15:34:56.52	15:42:33.15	0	7m36s	+4566	36°	36°
33	Tmp	90	9.588	15:35:50.16	15:43:30.33	0	7m40s	+4602	36°	36°
34	Tmp	94	10.163	15:37:21.25	15:45:41.85	0	8m20s	+5006	36°	36°
35	Tmp	99	10.640	15:38:42.74	15:46:47.78	0	8m05s	+4850	36°	36°
36	Tmp	102	11.004	15:39:41.11	15:47:50.54	0	8m09s	+4894	36°	36°
37	Tmp	104	11.145	15:40:03.24	15:48:11.55	0	8m08s	+4883	36°	36°
38	Tmp	105	11.295	15:40:21.97	15:48:29.65	0	8m07s	+4877	36°	36°
39	Tmp	107	11.497	15:40:43.90	15:48:52.97	0	8m09s	+4891	36°	36°
40	Tmp	109	11.855	15:41:20.02	15:49:34.11	0	8m14s	+4941	36°	36°
41	Tmp	110	12.079	15:41:44.93	15:49:57.58	0	8m12s	+4927	36°	36°
42	Tmp	112	12.374	15:42:22.42	15:50:34.35	0	8m11s	+4919	36°	36°
43	Tmp	114	12.922	15:43:34.92	15:51:37.55	0	8m02s	+4826	36°	36°
44	Tmp	124	1.791	16:27:48.43	16:27:51.63	0	3.2s	+32	36°	36°
45	Tmp	129	4.728	16:33:05.31	16:33:02.72	0	2.6s	-26	35°	36°
46	Tmp	133	6.318	16:35:50.29	16:36:03.44	0	13.2s	+132	36°	36°
47	Tmp	138	0.396	16:40:42.17	16:39:27.61	0	1m14s	-746	36°	36°
48	Tmp	139	0.641	16:41:15.13	16:39:59.92	0	1m15s	-752	36°	36°
49	Tmp	142	1.113	16:42:01.69	16:40:49.94	0	1m11s	-718	36°	36°
50	Tmp	144	1.712	16:43:08.29	16:41:53.49	0	1m14s	-748	36°	36°
51	Tmp	146	2.013	16:43:47.41	16:42:30.95	0	1m16s	-765	36°	36°
52	Tmp	147	2.215	16:44:11.65	16:43:02.13	0	1m09s	-695	36°	36°
53	Tmp	149	2.498	16:44:45.28	16:43:37.08	0	1m08s	-682	36°	36°
54	Tmp	151	2.742	16:45:13.38	16:44:03.73	0	1m09s	-697	36°	36°
55	Tmp	153	2.945	16:45:33.71	16:44:25.15	0	1m08s	-686	36°	36°
56	Tmp	157	3.333	16:46:20.35	16:45:20.03	0	1m00s	-603	36°	36°
57	Tmp	162	4.086	16:47:48.64	16:47:11.45	0	37.2s	-372	36°	36°

PC	Tp	Trc	DistPC	Ideal	Passagem	Pen	Erro	Pontos	NoPC	AtePC
58	Tmp	164	4.357	16:48:21.96	16:47:59.03	0	22.9s	-229	36°	36°
59	Tmp	167	4.647	16:48:58.59	16:48:57.49	0	1.1s	-11	5°	36°
60	Tmp	169	4.926	16:49:24.56	16:49:37.41	0	12.9s	+129	34°	36°
61	Tmp	170	5.116	16:49:47.02	16:50:09.90	0	22.9s	+229	36°	36°
62	Tmp	171	5.558	16:50:51.12	16:51:13.33	0	22.2s	+222	36°	36°
63	Tmp	174	5.925	16:51:28.32	16:51:51.79	0	23.5s	+235	36°	36°
64	Tmp	176	6.374	16:52:16.41	16:52:42.78	0	26.4s	+264	36°	36°
65	Tmp	179	6.729	16:53:02.89	16:53:26.85	0	24.0s	+240	36°	36°
66	Tmp	181	7.027	16:53:29.23	16:53:53.77	0	24.5s	+245	36°	36°

Num 232 Pen 0 PCZ 0 Total PP 91289 Col. Final 36°

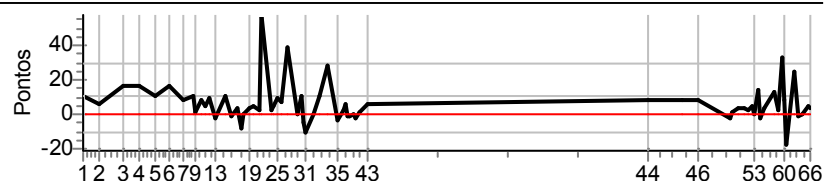


Performance Individual

PC	Tp	Trc	DistPC	Ideal	Passagem	Pen	Erro	Pontos	NoPC	AtePC
N	233	233 / Edson Ziolkowski / Roberto Frey								
u		Cat / NL / Largada JUNIOR / 76 / 09:16:00								
m	7º	Fraiburgo PAJERO								
PC	Tp	Trc	DistPC	Ideal	Passagem	Pen	Erro	Pontos	NoPC	AtePC
1	Tmp	4	11.209	14:30:34.68	14:30:35.70	0	1.0s	+10	34º	34º
2	Tmp	7	12.631	14:33:04.44	14:33:05.05	0	0.6s	+6	28º	32º
3	Tmp	11	14.756	14:36:54.01	14:36:55.58	0	1.6s	+16	31º	33º
4	Tmp	12	16.190	14:39:20.54	14:39:22.22	0	1.7s	[+17]	34º	34º
5	Tmp	15	17.631	14:41:59.84	14:42:00.83	0	1.0s	+10	27º	33º
6	Tmp	18	19.050	14:44:10.41	14:44:12.01	0	1.6s	+16	24º	34º
7	Tmp	18	20.378	14:46:23.21	14:46:24.02	0	0.8s	+8	26º	33º
8	Tmp	20	0.578	14:47:50.12	14:47:51.14	0	1.0s	+10	20º	29º
9	Tmp	22	0.868	14:48:27.04	14:48:27.16	0	0.1s	+1	4º	28º
10	Tmp	25	1.220	14:49:17.89	14:49:18.66	0	0.8s	+8	18º	26º
11	Tmp	27	1.431	14:49:46.21	14:49:46.71	0	0.5s	+5	6º	25º
12	Tmp	29	1.732	14:50:23.69	14:50:24.61	0	0.9s	+9	22º	25º
13	Tmp	33	2.138	14:51:20.98	14:51:20.75	0	0.2s	-2	17º	25º
14	Tmp	37	2.987	14:52:56.75	14:52:57.88	0	1.1s	+11	26º	26º
15	Tmp	40	3.330	14:53:55.28	14:53:55.15	0	0.1s	-1	3º	23º
16	Tmp	44	3.768	14:54:55.21	14:54:55.52	0	0.3s	+3	8º	21º
17	Tmp	45	4.011	14:55:27.41	14:55:26.59	0	0.8s	-8	25º	20º
18	Tmp	46	4.293	14:55:53.66	14:55:53.62	0	0.0s	0	3º	20º
19	Tmp	52	4.676	14:56:42.81	14:56:43.08	0	0.3s	+3	9º	20º
20	Tmp	54	5.014	14:57:22.67	14:57:23.04	0	0.4s	+4	12º	19º
21	Tmp	57	5.380	14:58:22.01	14:58:22.19	0	0.2s	+2	10º	18º
22	Tmp	59	5.584	14:58:46.47	14:58:52.27	0	5.8s	[+58]	31º	16º
23	Tmp	63	6.272	15:00:15.53	15:00:15.75	0	0.2s	+2	13º	15º
24	Tmp	64	6.513	15:00:38.80	15:00:39.20	0	0.4s	+4	16º	15º
25	Tmp	69	6.777	15:01:14.54	15:01:15.42	0	0.9s	+9	18º	15º
26	Tmp	71	7.116	15:01:50.14	15:01:50.88	0	0.7s	+7	10º	15º
27	Tmp	76	7.607	15:02:53.29	15:02:57.14	0	3.9s	+39	26º	14º
28	Tmp	79	8.175	15:04:28.88	15:04:28.87	0	0.0s	0	7º	12º
29	Tmp	81	8.470	15:04:59.86	15:05:00.86	0	1.0s	+10	15º	12º
30	Tmp	83	8.748	15:05:32.55	15:05:32.08	0	0.5s	-5	17º	13º
31	Tmp	85	8.924	15:05:51.57	15:05:50.50	0	1.1s	-11	25º	13º
32	Tmp	88	9.250	15:06:56.52	15:06:56.52	0	0.0s	0	3º	13º
33	Tmp	90	9.588	15:07:50.16	15:07:51.15	0	1.0s	+10	16º	13º
34	Tmp	94	10.163	15:09:21.25	15:09:24.01	0	2.8s	[+28]	25º	13º
35	Tmp	99	10.640	15:10:42.74	15:10:42.33	0	0.4s	-4	7º	13º
36	Tmp	102	11.004	15:11:41.11	15:11:41.26	0	0.2s	+2	4º	13º
37	Tmp	104	11.145	15:12:03.24	15:12:03.84	0	0.6s	+6	5º	12º
38	Tmp	105	11.295	15:12:21.97	15:12:21.85	0	0.1s	-1	5º	12º
39	Tmp	107	11.497	15:12:43.90	15:12:43.83	0	0.1s	-1	5º	11º
40	Tmp	109	11.855	15:13:20.02	15:13:20.00	0	0.0s	0	3º	11º
41	Tmp	110	12.079	15:13:44.93	15:13:44.67	0	0.3s	-3	17º	10º
42	Tmp	112	12.374	15:14:22.42	15:14:22.52	0	0.1s	+1	8º	11º
43	Tmp	114	12.922	15:15:34.92	15:15:35.55	0	0.6s	+6	13º	11º
44	Tmp	124	1.791	15:59:48.43	15:59:49.24	0	0.8s	+8	27º	11º
45	Tmp	129	4.728	16:05:05.31	16:05:06.11	0	0.8s	+8	30º	11º
46	Tmp	133	6.318	16:07:50.29	16:07:51.13	0	0.8s	+8	21º	11º
47	Tmp	138	0.396	16:12:42.17	16:12:42.00	0	0.2s	-2	11º	11º
48	Tmp	139	0.641	16:13:15.13	16:13:15.20	0	0.1s	+1	8º	11º
49	Tmp	142	1.113	16:14:01.69	16:14:02.00	0	0.3s	+3	7º	11º
50	Tmp	144	1.712	16:15:08.29	16:15:08.59	0	0.3s	+3	13º	11º
51	Tmp	146	2.013	16:15:47.41	16:15:47.62	0	0.2s	+2	6º	11º
52	Tmp	147	2.215	16:16:11.65	16:16:12.05	0	0.4s	+4	17º	11º
53	Tmp	149	2.498	16:16:45.28	16:16:45.24	0	0.0s	0	1º	10º
54	Tmp	151	2.742	16:17:13.38	16:17:14.73	0	1.4s	+14	15º	10º
55	Tmp	153	2.945	16:17:33.71	16:17:33.55	0	0.2s	-2	1º	9º
56	Tmp	157	3.333	16:18:20.35	16:18:20.68	0	0.3s	+3	8º	9º
57	Tmp	162	4.086	16:19:48.64	16:19:49.91	0	1.3s	+13	14º	8º

PC	Tp	Trc	DistPC	Ideal	Passagem	Pen	Erro	Pontos	NoPC	AtePC
58	Tmp	164	4.357	16:20:21.96	16:20:22.16	0	0.2s	+2	12º	8º
59	Tmp	167	4.647	16:20:58.59	16:21:01.93	0	3.3s	+33	23º	10º
60	Tmp	169	4.926	16:21:24.56	16:21:25.34	0	0.8s	+8	17º	9º
61	Tmp	170	5.116	16:21:47.02	16:21:45.20	0	1.8s	[-18]	25º	9º
62	Tmp	171	5.558	16:22:51.12	16:22:53.62	0	2.5s	[+25]	5º	7º
63	Tmp	174	5.925	16:23:28.32	16:23:28.23	0	0.1s	-1	3º	7º
64	Tmp	176	6.374	16:24:16.41	16:24:16.44	0	0.0s	0	3º	7º
65	Tmp	179	6.729	16:25:02.89	16:25:03.31	0	0.4s	+4	16º	7º
66	Tmp	181	7.027	16:25:29.23	16:25:29.51	0	0.3s	+3	22º	7º

Num	233	Pen	0	PCZ	6	Total PP	376	Col. Final	7º
-----	-----	-----	---	-----	---	----------	-----	------------	----

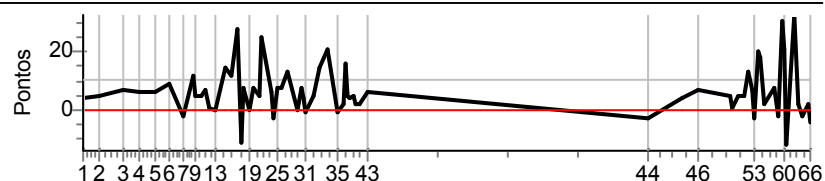


Performance Individual

PC	Tp	Trc	DistPC	Ideal	Passagem	Pen	Erro	Pontos	NoPC	AtePC
N	234	234 / Ricardo Prestes / Igor Ditzel Kritski								
u		Cat / NL / Largada JUNIOR / 79 / 09:19:00								
m	8°	Ponta Grossa TROLLER								
PC	Tp	Trc	DistPC	Ideal	Passagem	Pen	Erro	Pontos	NoPC	AtePC
1	Tmp	4	11.209	14:33:34.68	14:33:35.10	0	0.4s	+4	15°	15°
2	Tmp	7	12.631	14:36:04.44	14:36:04.94	0	0.5s	+5	26°	25°
3	Tmp	11	14.756	14:39:54.01	14:39:54.69	0	0.7s	+7	14°	23°
4	Tmp	12	16.190	14:42:20.54	14:42:21.11	0	0.6s	+6	16°	21°
5	Tmp	15	17.631	14:44:59.84	14:45:00.45	0	0.6s	+6	14°	19°
6	Tmp	18	19.050	14:47:10.41	14:47:11.35	0	0.9s	+9	8°	16°
7	Tmp	18	20.378	14:49:23.21	14:49:22.97	0	0.2s	-2	12°	16°
8	Tmp	20	0.578	14:50:50.12	14:50:51.29	0	1.2s	+12	24°	16°
9	Tmp	22	0.868	14:51:27.04	14:51:27.52	0	0.5s	+5	23°	16°
10	Tmp	25	1.220	14:52:17.89	14:52:18.41	0	0.5s	+5	13°	15°
11	Tmp	27	1.431	14:52:46.21	14:52:46.86	0	0.7s	+7	10°	16°
12	Tmp	29	1.732	14:53:23.69	14:53:23.79	0	0.1s	+1	4°	11°
13	Tmp	33	2.138	14:54:20.98	14:54:21.02	0	0.0s	0	5°	11°
14	Tmp	37	2.987	14:55:56.75	14:55:58.24	0	1.5s	+15	28°	12°
15	Tmp	40	3.330	14:56:55.28	14:56:56.43	0	1.2s	+12	18°	13°
16	Tmp	44	3.768	14:57:55.21	14:57:57.96	0	2.8s	[+28]	26°	16°
17	Tmp	45	4.011	14:58:27.41	14:58:26.29	0	1.1s	-11	28°	17°
18	Tmp	46	4.293	14:58:53.66	14:58:54.42	0	0.8s	+8	24°	18°
19	Tmp	52	4.676	14:59:42.81	14:59:42.85	0	0.0s	0	2°	17°
20	Tmp	54	5.014	15:00:22.67	15:00:23.44	0	0.8s	+8	16°	13°
21	Tmp	57	5.380	15:01:22.01	15:01:22.50	0	0.5s	+5	19°	14°
22	Tmp	59	5.584	15:01:46.47	15:01:48.95	0	2.5s	[+25]	8°	12°
23	Tmp	63	6.272	15:03:15.53	15:03:16.17	0	0.6s	+6	25°	14°
24	Tmp	64	6.513	15:03:38.80	15:03:38.49	0	0.3s	-3	9°	14°
25	Tmp	69	6.777	15:04:14.54	15:04:15.35	0	0.8s	+8	15°	14°
26	Tmp	71	7.116	15:04:50.14	15:04:50.90	0	0.8s	+8	13°	14°
27	Tmp	76	7.607	15:05:53.29	15:05:54.61	0	1.3s	+13	6°	12°
28	Tmp	79	8.175	15:07:28.88	15:07:28.89	0	0.0s	0	5°	9°
29	Tmp	81	8.470	15:07:59.86	15:08:00.66	0	0.8s	+8	9°	9°
30	Tmp	83	8.748	15:08:32.55	15:08:32.97	0	0.4s	+4	13°	9°
31	Tmp	85	8.924	15:08:51.57	15:08:51.48	0	0.1s	-1	6°	9°
32	Tmp	88	9.250	15:09:56.52	15:09:56.97	0	0.5s	+5	23°	9°
33	Tmp	90	9.588	15:10:50.16	15:10:51.61	0	1.5s	+15	23°	9°
34	Tmp	94	10.163	15:12:21.25	15:12:23.37	0	2.1s	[+21]	17°	9°
35	Tmp	99	10.640	15:13:42.74	15:13:42.65	0	0.1s	-1	1°	9°
36	Tmp	102	11.004	15:14:41.11	15:14:41.32	0	0.2s	+2	3°	9°
37	Tmp	104	11.145	15:15:03.24	15:15:04.79	0	1.6s	+16	20°	9°
38	Tmp	105	11.295	15:15:21.97	15:15:22.44	0	0.5s	+5	15°	9°
39	Tmp	107	11.497	15:15:43.90	15:15:44.33	0	0.4s	+4	13°	9°
40	Tmp	109	11.855	15:16:20.02	15:16:20.52	0	0.5s	+5	25°	9°
41	Tmp	110	12.079	15:16:44.93	15:16:45.09	0	0.2s	+2	11°	9°
42	Tmp	112	12.374	15:17:22.42	15:17:22.64	0	0.2s	+2	14°	9°
43	Tmp	114	12.922	15:18:34.92	15:18:35.55	0	0.6s	+6	12°	9°
44	Tmp	124	1.791	16:02:48.43	16:02:48.17	0	0.3s	-3	17°	9°
45	Tmp	129	4.728	16:08:05.31	16:08:05.74	0	0.4s	+4	21°	9°
46	Tmp	133	6.318	16:10:50.29	16:10:51.01	0	0.7s	+7	18°	10°
47	Tmp	138	0.396	16:15:42.17	16:15:42.64	0	0.5s	+5	18°	10°
48	Tmp	139	0.641	16:16:15.13	16:16:15.21	0	0.1s	+1	7°	9°
49	Tmp	142	1.113	16:17:01.69	16:17:02.20	0	0.5s	+5	10°	9°
50	Tmp	144	1.712	16:18:08.29	16:18:08.75	0	0.5s	+5	19°	9°
51	Tmp	146	2.013	16:18:47.41	16:18:48.75	0	1.3s	+13	22°	9°
52	Tmp	147	2.215	16:19:11.65	16:19:12.31	0	0.7s	+7	23°	9°
53	Tmp	149	2.498	16:19:45.28	16:19:44.95	0	0.3s	-3	24°	11°
54	Tmp	151	2.742	16:20:13.38	16:20:15.40	0	2.0s	+20	30°	11°
55	Tmp	153	2.945	16:20:33.71	16:20:35.46	0	1.8s	+18	29°	11°
56	Tmp	157	3.333	16:21:20.35	16:21:20.57	0	0.2s	+2	6°	11°
57	Tmp	162	4.086	16:22:48.64	16:22:49.42	0	0.8s	+8	6°	10°

PC	Tp	Trc	DistPC	Ideal	Passagem	Pen	Erro	Pontos	NoPC	AtePC
58	Tmp	164	4.357	16:23:21.96	16:23:21.77	0	0.2s	-2	11°	10°
59	Tmp	167	4.647	16:23:58.59	16:24:01.73	0	3.1s	+31	21°	9°
60	Tmp	169	4.926	16:24:24.56	16:24:26.64	0	2.1s	[+21]	24°	10°
61	Tmp	170	5.116	16:24:47.02	16:24:45.82	0	1.2s	-12	21°	10°
62	Tmp	171	5.558	16:25:51.12	16:25:54.43	0	3.3s	[+33]	10°	10°
63	Tmp	174	5.925	16:26:28.32	16:26:28.52	0	0.2s	+2	5°	10°
64	Tmp	176	6.374	16:27:16.41	16:27:16.19	0	0.2s	-2	8°	9°
65	Tmp	179	6.729	16:28:02.89	16:28:03.06	0	0.2s	+2	11°	8°
66	Tmp	181	7.027	16:28:29.23	16:28:28.86	0	0.4s	-4	24°	8°

Num	234	Pen	0	PCZ	3	Total PP	398	Col. Final	8°
-----	-----	-----	---	-----	---	----------	-----	------------	----

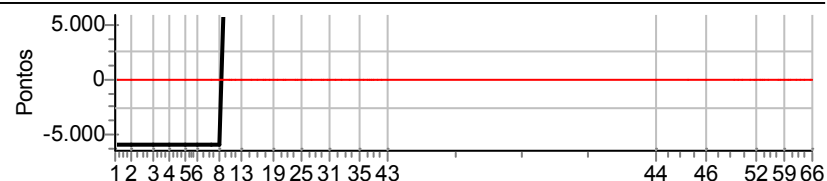


Performance Individual

PC	Tp	Trc	DistPC	Ideal	Passagem	Pen	Erro	Pontos	NoPC	AtePC
N	235	235 / Julio Schindwein Junior Kuka / Ricardo Schindwein								
u	NC	Cat / NL / Largada JUNIOR / 103 / 09:43:00								
m		Guabiruba TROLLER T4 3.0								
PC	Tp	Trc	DistPC	Ideal	Passagem	Pen	Erro	Pontos	NoPC	AtePC
1	Tmp	4	11.209	14:57:34.68	14:44:59.75	0	12m34s	-6000	39°	39°
2	Tmp	7	12.631	15:00:04.44	14:47:05.00	0	12m59s	-6000	39°	39°
3	Tmp	11	14.756	15:03:54.01	14:49:56.82	0	13m57s	-6000	39°	39°
4	Tmp	12	16.190	15:06:20.54	14:51:57.54	0	14m23s	-6000	39°	39°
5	Tmp	15	17.631	15:08:59.84	14:54:02.54	0	14m57s	-6000	39°	39°
6	Tmp	18	19.050	15:11:10.41	14:55:41.29	0	15m29s	-6000	39°	39°
7	Tmp	18	20.378	15:13:23.21	14:57:08.60	0	16m14s	-6000	39°	39°
8	Tmp	20	0.578	15:14:50.12	14:58:12.73	0	16m37s	-6000	39°	39°
9	Tmp	22	0.868	15:15:27.04	--:--:--	0		+6000	39°	39°
10	Tmp	25	1.220	15:16:17.89	--:--:--	0		+6000	39°	39°
11	Tmp	27	1.431	15:16:46.21	--:--:--	0		+6000	39°	39°
12	Tmp	29	1.732	15:17:23.69	--:--:--	0		+6000	39°	39°
13	Tmp	33	2.138	15:18:20.98	--:--:--	0		+6000	39°	39°
14	Tmp	37	2.987	15:19:56.75	--:--:--	0		+6000	39°	39°
15	Tmp	40	3.330	15:20:55.28	--:--:--	0		+6000	39°	39°
16	Tmp	44	3.768	15:21:55.21	--:--:--	0		+6000	39°	39°
17	Tmp	45	4.011	15:22:27.41	--:--:--	0		+6000	39°	39°
18	Tmp	46	4.293	15:22:53.66	--:--:--	0		+6000	39°	39°
19	Tmp	52	4.676	15:23:42.81	--:--:--	0		+6000	39°	39°
20	Tmp	54	5.014	15:24:22.67	--:--:--	0		+6000	39°	39°
21	Tmp	57	5.380	15:25:22.01	--:--:--	0		+6000	39°	39°
22	Tmp	59	5.584	15:25:46.47	--:--:--	0		+6000	39°	39°
23	Tmp	63	6.272	15:27:15.53	--:--:--	0		+6000	39°	39°
24	Tmp	64	6.513	15:27:38.80	--:--:--	0		+6000	39°	39°
25	Tmp	69	6.777	15:28:14.54	--:--:--	0		+6000	39°	39°
26	Tmp	71	7.116	15:28:50.14	--:--:--	0		+6000	39°	39°
27	Tmp	76	7.607	15:29:53.29	--:--:--	0		+6000	38°	39°
28	Tmp	79	8.175	15:31:28.88	--:--:--	0		+6000	39°	39°
29	Tmp	81	8.470	15:31:59.86	--:--:--	0		+6000	38°	39°
30	Tmp	83	8.748	15:32:32.55	--:--:--	0		+6000	38°	39°
31	Tmp	85	8.924	15:32:51.57	--:--:--	0		+6000	38°	39°
32	Tmp	88	9.250	15:33:56.52	--:--:--	0		+6000	38°	39°
33	Tmp	90	9.588	15:34:50.16	--:--:--	0		+6000	38°	39°
34	Tmp	94	10.163	15:36:21.25	--:--:--	0		+6000	38°	39°
35	Tmp	99	10.640	15:37:42.74	--:--:--	0		+6000	38°	39°
36	Tmp	102	11.004	15:38:41.11	--:--:--	0		+6000	38°	39°
37	Tmp	104	11.145	15:39:03.24	--:--:--	0		+6000	38°	39°
38	Tmp	105	11.295	15:39:21.97	--:--:--	0		+6000	38°	39°
39	Tmp	107	11.497	15:39:43.90	--:--:--	0		+6000	38°	39°
40	Tmp	109	11.855	15:40:20.02	--:--:--	0		+6000	38°	39°
41	Tmp	110	12.079	15:40:44.93	--:--:--	0		+6000	38°	39°
42	Tmp	112	12.374	15:41:22.42	--:--:--	0		+6000	38°	39°
43	Tmp	114	12.922	15:42:34.92	--:--:--	0		+6000	38°	39°
44	Tmp	124	1.791	16:26:48.43	--:--:--	0		+6000	38°	39°
45	Tmp	129	4.728	16:32:05.31	--:--:--	0		+6000	38°	39°
46	Tmp	133	6.318	16:34:50.29	--:--:--	0		+6000	38°	39°
47	Tmp	138	0.396	16:39:42.17	--:--:--	0		+6000	38°	39°
48	Tmp	139	0.641	16:40:15.13	--:--:--	0		+6000	38°	39°
49	Tmp	142	1.113	16:41:01.69	--:--:--	0		+6000	38°	39°
50	Tmp	144	1.712	16:42:08.29	--:--:--	0		+6000	38°	39°
51	Tmp	146	2.013	16:42:47.41	--:--:--	0		+6000	38°	39°
52	Tmp	147	2.215	16:43:11.65	--:--:--	0		+6000	38°	39°
53	Tmp	149	2.498	16:43:45.28	--:--:--	0		+6000	38°	39°
54	Tmp	151	2.742	16:44:13.38	--:--:--	0		+6000	38°	39°
55	Tmp	153	2.945	16:44:33.71	--:--:--	0		+6000	38°	39°
56	Tmp	157	3.333	16:45:20.35	--:--:--	0		+6000	38°	39°
57	Tmp	162	4.086	16:46:48.64	--:--:--	0		+6000	38°	39°

PC	Tp	Trc	DistPC	Ideal	Passagem	Pen	Erro	Pontos	NoPC	AtePC
58	Tmp	164	4.357	16:47:21.96	--:--:--	0		+6000	38°	39°
59	Tmp	167	4.647	16:47:58.59	--:--:--	0		+6000	38°	39°
60	Tmp	169	4.926	16:48:24.56	--:--:--	0		+6000	38°	39°
61	Tmp	170	5.116	16:48:47.02	--:--:--	0		+6000	38°	39°
62	Tmp	171	5.558	16:49:51.12	--:--:--	0		+6000	38°	39°
63	Tmp	174	5.925	16:50:28.32	--:--:--	0		+6000	38°	39°
64	Tmp	176	6.374	16:51:16.41	--:--:--	0		+6000	38°	39°
65	Tmp	179	6.729	16:52:02.89	--:--:--	0		+6000	38°	39°
66	Tmp	181	7.027	16:52:29.23	--:--:--	0		+6000	38°	39°

Num	235	Pen	0	PCZ	0	Total PP	396000	Col. Final	NC
-----	-----	-----	---	-----	---	----------	--------	------------	----

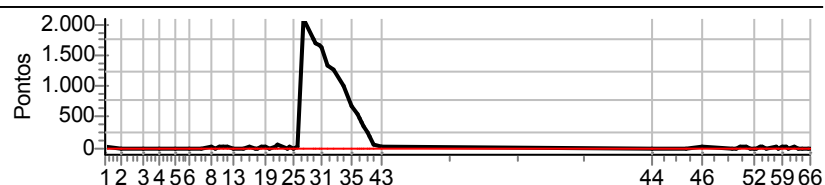


Performance Individual

PC	Tp	Trc	DistPC	Ideal	Passagem	Pen	Erro	Pontos	NoPC	AtePC
N	236	236 / Odair Queiroz / Rafael Augusto Avelar E Pinto								
u		Cat / NL / Largada JUNIOR / 106 / 09:46:00								
m	33°	Curitiba PAJEIRO								
PC	Tp	Trc	DistPC	Ideal	Passagem	Pen	Erro	Pontos	NoPC	AtePC
1	Tmp	4	11.209	15:00:34.68	15:00:35.04	0	0.4s	+4	14°	14°
2	Tmp	7	12.631	15:03:04.44	15:03:04.68	0	0.2s	+2	14°	22°
3	Tmp	11	14.756	15:06:54.01	15:06:54.13	0	0.1s	+1	1°	5°
4	Tmp	12	16.190	15:09:20.54	15:09:19.83	0	0.7s	-7	17°	8°
5	Tmp	15	17.631	15:11:59.84	15:11:59.16	0	0.7s	-7	15°	11°
6	Tmp	18	19.050	15:14:10.41	15:14:10.42	0	0.0s	0	1°	4°
7	Tmp	18	20.378	15:16:23.21	15:16:23.35	0	0.1s	+1	3°	3°
8	Tmp	20	0.578	15:17:50.12	15:17:50.63	0	0.5s	+5	10°	4°
9	Tmp	22	0.868	15:18:27.04	15:18:26.89	0	0.2s	-2	6°	4°
10	Tmp	25	1.220	15:19:17.89	15:19:18.31	0	0.4s	+4	10°	4°
11	Tmp	27	1.431	15:19:46.21	15:19:47.47	0	1.3s	+13	20°	4°
12	Tmp	29	1.732	15:20:23.69	15:20:24.88	0	1.2s	+12	27°	8°
13	Tmp	33	2.138	15:21:20.98	15:21:20.97	0	0.0s	0	1°	7°
14	Tmp	37	2.987	15:22:56.75	15:22:56.76	0	0.0s	0	1°	7°
15	Tmp	40	3.330	15:23:55.28	15:23:56.58	0	1.3s	+13	22°	7°
16	Tmp	44	3.768	15:24:55.21	15:24:55.26	0	0.1s	+1	3°	4°
17	Tmp	45	4.011	15:25:27.41	15:25:26.72	0	0.7s	-7	21°	7°
18	Tmp	46	4.293	15:25:53.66	15:25:54.09	0	0.4s	+4	14°	8°
19	Tmp	52	4.676	15:26:42.81	15:26:43.72	0	0.9s	+9	13°	8°
20	Tmp	54	5.014	15:27:22.67	15:27:22.82	0	0.2s	+2	7°	7°
21	Tmp	57	5.380	15:28:22.01	15:28:22.89	0	0.9s	+9	24°	7°
22	Tmp	59	5.584	15:28:46.47	15:28:50.45	0	4.0s	+40	18°	6°
23	Tmp	63	6.272	15:30:15.53	15:30:15.52	0	0.0s	0	1°	5°
24	Tmp	64	6.513	15:30:38.80	15:30:39.69	0	0.9s	+9	22°	7°
25	Tmp	69	6.777	15:31:14.54	15:31:14.87	0	0.3s	+3	5°	6°
26	Tmp	71	7.116	15:31:50.14	15:31:50.88	0	0.7s	+7	7°	5°
27	Tmp	76	7.607	15:32:53.29	15:36:21.66	0	3m28s	[+2084]	35°	7°
28	Tmp	79	8.175	15:34:28.88	15:37:23.61	0	2m54s	+1747	35°	34°
29	Tmp	81	8.470	15:34:59.86	15:37:50.59	0	2m50s	+1707	35°	34°
30	Tmp	83	8.748	15:35:32.55	15:38:17.58	0	2m45s	+1650	35°	34°
31	Tmp	85	8.924	15:35:51.57	15:38:34.58	0	2m43s	+1630	35°	34°
32	Tmp	88	9.250	15:36:56.52	15:39:10.37	0	2m13s	+1339	35°	34°
33	Tmp	90	9.588	15:37:50.16	15:39:55.25	0	2m05s	+1251	35°	34°
34	Tmp	94	10.163	15:39:21.25	15:41:00.75	0	1m39s	+995	34°	34°
35	Tmp	99	10.640	15:40:42.74	15:41:49.85	0	1m07s	+671	34°	34°
36	Tmp	102	11.004	15:41:41.11	15:42:34.71	0	53.6s	+536	34°	34°
37	Tmp	104	11.145	15:42:03.24	15:42:49.71	0	46.5s	+465	34°	34°
38	Tmp	105	11.295	15:42:21.97	15:43:01.86	0	39.9s	+399	34°	34°
39	Tmp	107	11.497	15:42:43.90	15:43:18.27	0	34.4s	+344	34°	34°
40	Tmp	109	11.855	15:43:20.02	15:43:46.41	0	26.4s	+264	34°	34°
41	Tmp	110	12.079	15:43:44.93	15:44:03.08	0	18.2s	+182	34°	34°
42	Tmp	112	12.374	15:44:22.42	15:44:27.71	0	5.3s	+53	34°	33°
43	Tmp	114	12.922	15:45:34.92	15:45:36.14	0	1.2s	+12	21°	33°
44	Tmp	124	1.791	16:29:48.43	16:29:48.70	0	0.3s	+3	14°	33°
45	Tmp	129	4.728	16:35:05.31	16:35:05.05	0	0.3s	-3	15°	33°
46	Tmp	133	6.318	16:37:50.29	16:37:52.83	0	2.5s	[+25]	32°	33°
47	Tmp	138	0.396	16:42:42.17	16:42:42.13	0	0.0s	0	1°	33°
48	Tmp	139	0.641	16:43:15.13	16:43:15.09	0	0.0s	0	1°	33°
49	Tmp	142	1.113	16:44:01.69	16:44:02.66	0	1.0s	+10	22°	33°
50	Tmp	144	1.712	16:45:08.29	16:45:08.82	0	0.5s	+5	17°	33°
51	Tmp	146	2.013	16:45:47.41	16:45:47.42	0	0.0s	0	1°	33°
52	Tmp	147	2.215	16:46:11.65	16:46:11.07	0	0.6s	-6	20°	33°
53	Tmp	149	2.498	16:46:45.28	16:46:45.15	0	0.1s	-1	7°	33°
54	Tmp	151	2.742	16:47:13.38	16:47:15.00	0	1.6s	+16	22°	33°
55	Tmp	153	2.945	16:47:33.71	16:47:34.13	0	0.4s	+4	3°	33°
56	Tmp	157	3.333	16:48:20.35	16:48:20.26	0	0.1s	-1	1°	33°
57	Tmp	162	4.086	16:49:48.64	16:49:50.53	0	1.9s	[+19]	24°	33°

PC	Tp	Trc	DistPC	Ideal	Passagem	Pen	Erro	Pontos	NoPC	AtePC
58	Tmp	164	4.357	16:50:21.96	16:50:22.20	0	0.2s	+2	7°	33°
59	Tmp	167	4.647	16:50:58.59	16:51:00.48	0	1.9s	[+19]	9°	33°
60	Tmp	169	4.926	16:51:24.56	16:51:25.23	0	0.7s	+7	14°	33°
61	Tmp	170	5.116	16:51:47.02	16:51:46.74	0	0.3s	-3	6°	33°
62	Tmp	171	5.558	16:52:51.12	16:52:53.60	0	2.5s	[+25]	3°	33°
63	Tmp	174	5.925	16:53:28.32	16:53:27.70	0	0.6s	-6	13°	33°
64	Tmp	176	6.374	16:54:16.41	16:54:15.13	0	1.3s	-13	24°	33°
65	Tmp	179	6.729	16:55:02.89	16:55:02.93	0	0.0s	0	1°	33°
66	Tmp	181	7.027	16:55:29.23	16:55:28.50	0	0.7s	-7	29°	33°

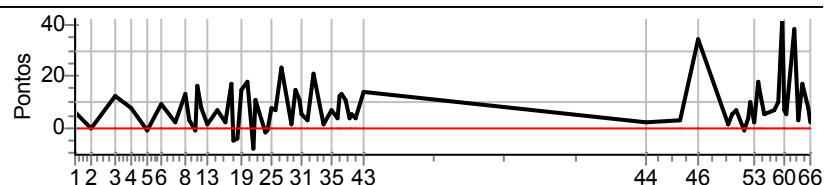
Num	236	Pen	0	PCZ	8	Total PP	13494	Col. Final	33°
-----	-----	-----	---	-----	---	----------	-------	------------	-----



Performance Individual

PC	Tp	Trc	DistPC	Ideal	Passagem	Pen	Erro	Pontos	NoPC	AtePC
N	237	237 / Luis Henrique Redlich / Marco Rodrigo Redlich								
u	13°	Cat / NL / Largada JUNIOR / 89 / 09:29:00								
m		Sao Bento do Sul				TROLLER				
PC	Tp	Trc	DistPC	Ideal	Passagem	Pen	Erro	Pontos	NoPC	AtePC
1	Tmp	4	11.209	14:43:34.68	14:43:35.32	0	0.6s	+6	27°	27°
2	Tmp	7	12.631	14:46:04.44	14:46:04.45	0	0.0s	0	2°	7°
3	Tmp	11	14.756	14:49:54.01	14:49:55.16	0	1.2s	+12	22°	19°
4	Tmp	12	16.190	14:52:20.54	14:52:21.38	0	0.8s	+8	20°	20°
5	Tmp	15	17.631	14:54:59.84	14:54:59.73	0	0.1s	-1	1°	13°
6	Tmp	18	19.050	14:57:10.41	14:57:11.30	0	0.9s	+9	7°	15°
7	Tmp	18	20.378	14:59:23.21	14:59:23.36	0	0.2s	+2	9°	14°
8	Tmp	20	0.578	15:00:50.12	15:00:51.40	0	1.3s	+13	25°	14°
9	Tmp	22	0.868	15:01:27.04	15:01:27.37	0	0.3s	+3	17°	13°
10	Tmp	25	1.220	15:02:17.89	15:02:17.84	0	0.1s	-1	4°	10°
11	Tmp	27	1.431	15:02:46.21	15:02:47.81	0	1.6s	+16	25°	12°
12	Tmp	29	1.732	15:03:23.69	15:03:24.45	0	0.8s	+8	19°	16°
13	Tmp	33	2.138	15:04:20.98	15:04:21.11	0	0.1s	+1	12°	15°
14	Tmp	37	2.987	15:05:56.75	15:05:57.45	0	0.7s	+7	21°	14°
15	Tmp	40	3.330	15:06:55.28	15:06:55.51	0	0.2s	+2	4°	10°
16	Tmp	44	3.768	15:07:55.21	15:07:56.94	0	1.7s	+17	19°	13°
17	Tmp	45	4.011	15:08:27.41	15:08:26.96	0	0.5s	-5	18°	13°
18	Tmp	46	4.293	15:08:53.66	15:08:53.31	0	0.4s	-4	15°	14°
19	Tmp	52	4.676	15:09:42.81	15:09:44.27	0	1.5s	+15	19°	15°
20	Tmp	54	5.014	15:10:22.67	15:10:24.51	0	1.8s	[+18]	25°	17°
21	Tmp	57	5.380	15:11:22.01	15:11:21.23	0	0.8s	-8	22°	19°
22	Tmp	59	5.584	15:11:46.47	15:11:47.56	0	1.1s	+11	1°	14°
23	Tmp	63	6.272	15:13:15.53	15:13:15.38	0	0.2s	-2	11°	13°
24	Tmp	64	6.513	15:13:38.80	15:13:38.72	0	0.1s	-1	4°	13°
25	Tmp	69	6.777	15:14:14.54	15:14:15.33	0	0.8s	+8	12°	13°
26	Tmp	71	7.116	15:14:50.14	15:14:50.87	0	0.7s	+7	9°	13°
27	Tmp	76	7.607	15:15:53.29	15:15:55.59	0	2.3s	[+23]	15°	13°
28	Tmp	79	8.175	15:17:28.88	15:17:29.02	0	0.1s	+1	9°	10°
29	Tmp	81	8.470	15:17:59.86	15:18:01.36	0	1.5s	+15	20°	10°
30	Tmp	83	8.748	15:18:32.55	15:18:33.61	0	1.1s	+11	24°	11°
31	Tmp	85	8.924	15:18:51.57	15:18:52.08	0	0.5s	+5	21°	11°
32	Tmp	88	9.250	15:19:56.52	15:19:56.83	0	0.3s	+3	14°	11°
33	Tmp	90	9.588	15:20:50.16	15:20:52.27	0	2.1s	[+21]	29°	11°
34	Tmp	94	10.163	15:22:21.25	15:22:21.38	0	0.1s	+1	2°	10°
35	Tmp	99	10.640	15:23:42.74	15:23:43.44	0	0.7s	+7	14°	10°
36	Tmp	102	11.004	15:24:41.11	15:24:41.46	0	0.4s	+4	8°	10°
37	Tmp	104	11.145	15:25:03.24	15:25:04.40	0	1.2s	+12	12°	10°
38	Tmp	105	11.295	15:25:21.97	15:25:23.29	0	1.3s	+13	29°	11°
39	Tmp	107	11.497	15:25:43.90	15:25:44.96	0	1.1s	+11	28°	12°
40	Tmp	109	11.855	15:26:20.02	15:26:20.46	0	0.4s	+4	20°	12°
41	Tmp	110	12.079	15:26:44.93	15:26:45.38	0	0.5s	+5	20°	12°
42	Tmp	112	12.374	15:27:22.42	15:27:22.86	0	0.4s	+4	20°	12°
43	Tmp	114	12.922	15:28:34.92	15:28:36.31	0	1.4s	+14	23°	12°
44	Tmp	124	1.791	16:12:48.43	16:12:48.58	0	0.2s	+2	10°	12°
45	Tmp	129	4.728	16:18:05.31	16:18:05.58	0	0.3s	+3	18°	12°
46	Tmp	133	6.318	16:20:50.29	16:20:53.73	0	3.4s	+34	33°	12°
47	Tmp	138	0.396	16:25:42.17	16:25:42.24	0	0.1s	+1	5°	12°
48	Tmp	139	0.641	16:26:15.13	16:26:15.59	0	0.5s	+5	20°	12°
49	Tmp	142	1.113	16:27:01.69	16:27:02.41	0	0.7s	+7	14°	12°
50	Tmp	144	1.712	16:28:08.29	16:28:08.20	0	0.1s	-1	5°	12°
51	Tmp	146	2.013	16:28:47.41	16:28:47.77	0	0.4s	+4	10°	12°
52	Tmp	147	2.215	16:29:11.65	16:29:12.69	0	1.0s	+10	25°	13°
53	Tmp	149	2.498	16:29:45.28	16:29:45.49	0	0.2s	+2	19°	13°
54	Tmp	151	2.742	16:30:13.38	16:30:15.20	0	1.8s	[+18]	25°	13°
55	Tmp	153	2.945	16:30:33.71	16:30:35.02	0	1.3s	+13	20°	13°
56	Tmp	157	3.333	16:31:20.35	16:31:20.87	0	0.5s	+5	9°	13°
57	Tmp	162	4.086	16:32:48.64	16:32:49.34	0	0.7s	+7	4°	12°

PC	Tp	Trc	DistPC	Ideal	Passagem	Pen	Erro	Pontos	NoPC	AtePC
58	Tmp	164	4.357	16:33:21.96	16:33:22.96	0	1.0s	+10	27°	12°
59	Tmp	167	4.647	16:33:58.59	16:34:02.75	0	4.2s	[+42]	29°	13°
60	Tmp	169	4.926	16:34:24.56	16:34:25.30	0	0.7s	+7	16°	13°
61	Tmp	170	5.116	16:34:47.02	16:34:47.48	0	0.5s	+5	10°	12°
62	Tmp	171	5.558	16:35:51.12	16:35:54.89	0	3.8s	+38	17°	13°
63	Tmp	174	5.925	16:36:28.32	16:36:28.62	0	0.3s	+3	7°	12°
64	Tmp	176	6.374	16:37:16.41	16:37:18.15	0	1.7s	+17	26°	13°
65	Tmp	179	6.729	16:38:02.89	16:38:03.70	0	0.8s	+8	28°	13°
66	Tmp	181	7.027	16:38:29.23	16:38:29.39	0	0.2s	+2	14°	13°
Num	237	Pen	0	PCZ	1	Total PP	461	Col. Final	13°	

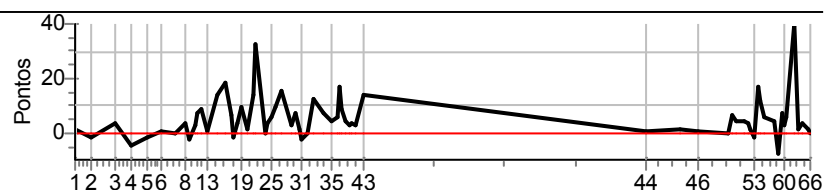


Performance Individual

PC	Tp	Trc	DistPC	Ideal	Passagem	Pen	Erro	Pontos	NoPC	AtePC
N	238	238 / Irineu Pedroso / Robson Schuinka								
u		Cat / NL / Largada JUNIOR / 77 / 09:17:00								
m	4º	Cascavel TROLLER TGV								
PC	Tp	Trc	DistPC	Ideal	Passagem	Pen	Erro	Pontos	NoPC	AtePC
1	Tmp	4	11.209	14:31:34.68	14:31:34.85	0	0.2s	+2	10°	10°
2	Tmp	7	12.631	14:34:04.44	14:34:04.37	0	0.1s	-1	11°	11°
3	Tmp	11	14.756	14:37:54.01	14:37:54.38	0	0.4s	+4	7°	7°
4	Tmp	12	16.190	14:40:20.54	14:40:20.13	0	0.4s	-4	11°	6°
5	Tmp	15	17.631	14:42:59.84	14:42:59.71	0	0.1s	-1	3°	2°
6	Tmp	18	19.050	14:45:10.41	14:45:10.49	0	0.1s	+1	2°	1°
7	Tmp	18	20.378	14:47:23.21	14:47:23.17	0	0.0s	0	2°	1°
8	Tmp	20	0.578	14:48:50.12	14:48:50.49	0	0.4s	+4	9°	1°
9	Tmp	22	0.868	14:49:27.04	14:49:26.89	0	0.2s	-2	12°	2°
10	Tmp	25	1.220	14:50:17.89	14:50:18.21	0	0.3s	+3	9°	2°
11	Tmp	27	1.431	14:50:46.21	14:50:47.04	0	0.8s	+8	11°	1°
12	Tmp	29	1.732	14:51:23.69	14:51:24.57	0	0.9s	+9	21°	3°
13	Tmp	33	2.138	14:52:20.98	14:52:21.09	0	0.1s	+1	13°	2°
14	Tmp	37	2.987	14:53:56.75	14:53:58.11	0	1.4s	+14	27°	3°
15	Tmp	40	3.330	14:54:55.28	14:54:57.14	0	1.9s	[+19]	29°	4°
16	Tmp	44	3.768	14:55:55.21	14:55:55.91	0	0.7s	+7	15°	6°
17	Tmp	45	4.011	14:56:27.41	14:56:27.30	0	0.1s	-1	5°	3°
18	Tmp	46	4.293	14:56:53.66	14:56:54.04	0	0.4s	+4	18°	4°
19	Tmp	52	4.676	14:57:42.81	14:57:43.78	0	1.0s	+10	15°	5°
20	Tmp	54	5.014	14:58:22.67	14:58:22.82	0	0.2s	+2	8°	5°
21	Tmp	57	5.380	14:59:22.01	14:59:23.37	0	1.4s	+14	32°	8°
22	Tmp	59	5.584	14:59:46.47	14:59:49.81	0	3.3s	+33	14°	7°
23	Tmp	63	6.272	15:01:15.53	15:01:15.56	0	0.0s	0	8°	6°
24	Tmp	64	6.513	15:01:38.80	15:01:39.17	0	0.4s	+4	15°	6°
25	Tmp	69	6.777	15:02:14.54	15:02:15.18	0	0.6s	+6	9°	5°
26	Tmp	71	7.116	15:02:50.14	15:02:51.11	0	1.0s	+10	19°	6°
27	Tmp	76	7.607	15:03:53.29	15:03:54.89	0	1.6s	[+16]	7°	5°
28	Tmp	79	8.175	15:05:28.88	15:05:29.19	0	0.3s	+3	15°	5°
29	Tmp	81	8.470	15:05:59.86	15:06:00.69	0	0.8s	+8	10°	6°
30	Tmp	83	8.748	15:06:32.55	15:06:32.73	0	0.2s	+2	6°	6°
31	Tmp	85	8.924	15:06:51.57	15:06:51.40	0	0.2s	-2	10°	6°
32	Tmp	88	9.250	15:07:56.52	15:07:56.55	0	0.0s	0	2°	5°
33	Tmp	90	9.588	15:08:50.16	15:08:51.44	0	1.3s	+13	22°	6°
34	Tmp	94	10.163	15:10:21.25	15:10:22.09	0	0.8s	+8	4°	5°
35	Tmp	99	10.640	15:11:42.74	15:11:43.28	0	0.5s	+5	10°	5°
36	Tmp	102	11.004	15:12:41.11	15:12:41.68	0	0.6s	+6	9°	5°
37	Tmp	104	11.145	15:13:03.24	15:13:04.98	0	1.7s	[+17]	21°	5°
38	Tmp	105	11.295	15:13:21.97	15:13:22.83	0	0.9s	+9	23°	5°
39	Tmp	107	11.497	15:13:43.90	15:13:44.37	0	0.5s	+5	17°	5°
40	Tmp	109	11.855	15:14:20.02	15:14:20.31	0	0.3s	+3	19°	6°
41	Tmp	110	12.079	15:14:44.93	15:14:45.36	0	0.4s	+4	18°	6°
42	Tmp	112	12.374	15:15:22.42	15:15:22.75	0	0.3s	+3	18°	5°
43	Tmp	114	12.922	15:16:34.92	15:16:36.28	0	1.4s	+14	24°	8°
44	Tmp	124	1.791	16:00:48.43	16:00:48.57	0	0.1s	+1	5°	8°
45	Tmp	129	4.728	16:06:05.31	16:06:05.50	0	0.2s	+2	13°	8°
46	Tmp	133	6.318	16:08:50.29	16:08:50.43	0	0.1s	+1	3°	7°
47	Tmp	138	0.396	16:13:42.17	16:13:42.13	0	0.0s	0	3°	6°
48	Tmp	139	0.641	16:14:15.13	16:14:15.85	0	0.7s	+7	25°	7°
49	Tmp	142	1.113	16:15:01.69	16:15:02.23	0	0.5s	+5	11°	7°
50	Tmp	144	1.712	16:16:08.29	16:16:08.80	0	0.5s	+5	20°	7°
51	Tmp	146	2.013	16:16:47.41	16:16:47.77	0	0.4s	+4	12°	7°
52	Tmp	147	2.215	16:17:11.65	16:17:11.89	0	0.2s	+2	10°	7°
53	Tmp	149	2.498	16:17:45.28	16:17:45.19	0	0.1s	-1	14°	7°
54	Tmp	151	2.742	16:18:13.38	16:18:15.11	0	1.7s	[+17]	23°	7°
55	Tmp	153	2.945	16:18:33.71	16:18:34.94	0	1.2s	+12	17°	7°
56	Tmp	157	3.333	16:19:20.35	16:19:20.97	0	0.6s	+6	12°	7°
57	Tmp	162	4.086	16:20:48.64	16:20:49.17	0	0.5s	+5	3°	5°

PC	Tp	Trc	DistPC	Ideal	Passagem	Pen	Erro	Pontos	NoPC	AtePC
58	Tmp	164	4.357	16:21:21.96	16:21:21.28	0	0.7s	-7	23°	7°
59	Tmp	167	4.647	16:21:58.59	16:21:59.40	0	0.8s	+8	3°	5°
60	Tmp	169	4.926	16:22:24.56	16:22:24.83	0	0.3s	+3	11°	5°
61	Tmp	170	5.116	16:22:47.02	16:22:47.57	0	0.6s	+6	11°	4°
62	Tmp	171	5.558	16:23:51.12	16:23:55.16	0	4.0s	[+40]	23°	4°
63	Tmp	174	5.925	16:24:28.32	16:24:28.56	0	0.2s	+2	6°	4°
64	Tmp	176	6.374	16:25:16.41	16:25:16.76	0	0.4s	+4	9°	4°
65	Tmp	179	6.729	16:26:02.89	16:26:03.05	0	0.2s	+2	12°	4°
66	Tmp	181	7.027	16:26:29.23	16:26:29.24	0	0.0s	0	5°	4°

Num	238	Pen	0	PCZ	5	Total PP	313	Col. Final	4º
-----	-----	-----	---	-----	---	----------	-----	------------	----

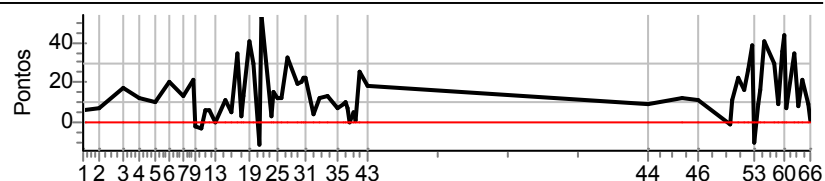


Performance Individual

PC	Tp	Trc	DistPC	Ideal	Passagem	Pen	Erro	Pontos	NoPC	AtePC
N	239	239 / Michel Risso / Leandro Anderson Ostroski								
u	26°	Cat / NL / Largada JUNIOR / 92 / 09:32:00								
m		Cascavel TROLLER								
PC	Tp	Trc	DistPC	Ideal	Passagem	Pen	Erro	Pontos	NoPC	AtePC
1	Tmp	4	11.209	14:46:34.68	14:46:35.26	0	0.6s	+6	24°	24°
2	Tmp	7	12.631	14:49:04.44	14:49:05.16	0	0.7s	+7	30°	30°
3	Tmp	11	14.756	14:52:54.01	14:52:55.75	0	1.7s	+17	32°	28°
4	Tmp	12	16.190	14:55:20.54	14:55:21.69	0	1.2s	+12	28°	29°
5	Tmp	15	17.631	14:57:59.84	14:58:00.83	0	1.0s	+10	25°	30°
6	Tmp	18	19.050	15:00:10.41	15:00:12.39	0	2.0s	+20	30°	31°
7	Tmp	18	20.378	15:02:23.21	15:02:24.54	0	1.3s	+13	31°	32°
8	Tmp	20	0.578	15:03:50.12	15:03:52.27	0	2.2s	+22	35°	34°
9	Tmp	22	0.868	15:04:27.04	15:04:26.88	0	0.2s	-2	8°	32°
10	Tmp	25	1.220	15:05:17.89	15:05:17.62	0	0.3s	-3	7°	28°
11	Tmp	27	1.431	15:05:46.21	15:05:46.85	0	0.6s	+6	7°	27°
12	Tmp	29	1.732	15:06:23.69	15:06:24.26	0	0.6s	+6	15°	26°
13	Tmp	33	2.138	15:07:20.98	15:07:21.02	0	0.0s	0	2°	26°
14	Tmp	37	2.987	15:08:56.75	15:08:57.86	0	1.1s	+11	24°	27°
15	Tmp	40	3.330	15:09:55.28	15:09:55.80	0	0.5s	+5	9°	25°
16	Tmp	44	3.768	15:10:55.21	15:10:58.68	0	3.5s	+35	27°	26°
17	Tmp	45	4.011	15:11:27.41	15:11:27.74	0	0.3s	+3	10°	23°
18	Tmp	46	4.293	15:11:53.66	15:11:54.92	0	1.3s	+13	28°	25°
19	Tmp	52	4.676	15:12:42.81	15:12:46.91	0	4.1s	+41	28°	26°
20	Tmp	54	5.014	15:13:22.67	15:13:25.65	0	3.0s	[+30]	30°	26°
21	Tmp	57	5.380	15:14:22.01	15:14:20.92	0	1.1s	-11	27°	26°
22	Tmp	59	5.584	15:14:46.47	15:14:51.86	0	5.4s	[+54]	30°	26°
23	Tmp	63	6.272	15:16:15.53	15:16:15.87	0	0.3s	+3	16°	26°
24	Tmp	64	6.513	15:16:38.80	15:16:40.31	0	1.5s	+15	28°	26°
25	Tmp	69	6.777	15:17:14.54	15:17:15.74	0	1.2s	+12	22°	26°
26	Tmp	71	7.116	15:17:50.14	15:17:51.38	0	1.2s	+12	21°	26°
27	Tmp	76	7.607	15:18:53.29	15:18:56.59	0	3.3s	+33	23°	25°
28	Tmp	79	8.175	15:20:28.88	15:20:30.77	0	1.9s	+19	28°	23°
29	Tmp	81	8.470	15:20:59.86	15:21:01.84	0	2.0s	+20	29°	23°
30	Tmp	83	8.748	15:21:32.55	15:21:34.86	0	2.3s	+23	28°	23°
31	Tmp	85	8.924	15:21:51.57	15:21:53.87	0	2.3s	+23	27°	23°
32	Tmp	88	9.250	15:22:56.52	15:22:56.89	0	0.4s	+4	19°	23°
33	Tmp	90	9.588	15:23:50.16	15:23:51.39	0	1.2s	+12	18°	23°
34	Tmp	94	10.163	15:25:21.25	15:25:22.56	0	1.3s	+13	9°	23°
35	Tmp	99	10.640	15:26:42.74	15:26:43.39	0	0.7s	+7	13°	23°
36	Tmp	102	11.004	15:27:41.11	15:27:42.01	0	0.9s	+9	17°	23°
37	Tmp	104	11.145	15:28:03.24	15:28:04.25	0	1.0s	+10	8°	23°
38	Tmp	105	11.295	15:28:21.97	15:28:22.66	0	0.7s	+7	19°	23°
39	Tmp	107	11.497	15:28:43.90	15:28:43.92	0	0.0s	0	1°	23°
40	Tmp	109	11.855	15:29:20.02	15:29:20.48	0	0.5s	+5	24°	23°
41	Tmp	110	12.079	15:29:44.93	15:29:45.00	0	0.1s	+1	6°	23°
42	Tmp	112	12.374	15:30:22.42	15:30:25.01	0	2.6s	[+26]	33°	23°
43	Tmp	114	12.922	15:31:34.92	15:31:36.73	0	1.8s	+18	29°	23°
44	Tmp	124	1.791	16:15:48.43	16:15:49.36	0	0.9s	+9	31°	23°
45	Tmp	129	4.728	16:21:05.31	16:21:06.55	0	1.2s	+12	33°	23°
46	Tmp	133	6.318	16:23:50.29	16:23:51.35	0	1.1s	+11	27°	22°
47	Tmp	138	0.396	16:28:42.17	16:28:42.07	0	0.1s	-1	4°	22°
48	Tmp	139	0.641	16:29:15.13	16:29:16.26	0	1.1s	+11	31°	22°
49	Tmp	142	1.113	16:30:01.69	16:30:04.01	0	2.3s	+23	32°	22°
50	Tmp	144	1.712	16:31:08.29	16:31:09.87	0	1.6s	+16	32°	22°
51	Tmp	146	2.013	16:31:47.41	16:31:50.08	0	2.7s	[+27]	32°	23°
52	Tmp	147	2.215	16:32:11.65	16:32:15.50	0	3.9s	+39	33°	25°
53	Tmp	149	2.498	16:32:45.28	16:32:44.31	0	1.0s	-10	31°	25°
54	Tmp	151	2.742	16:33:13.38	16:33:14.25	0	0.9s	+9	5°	25°
55	Tmp	153	2.945	16:33:33.71	16:33:35.29	0	1.6s	+16	22°	25°
56	Tmp	157	3.333	16:34:20.35	16:34:24.43	0	4.1s	+41	33°	26°
57	Tmp	162	4.086	16:35:48.64	16:35:51.63	0	3.0s	[+30]	31°	26°

PC	Tp	Trc	DistPC	Ideal	Passagem	Pen	Erro	Pontos	NoPC	AtePC
58	Tmp	164	4.357	16:36:21.96	16:36:22.85	0	0.9s	+9	26°	26°
59	Tmp	167	4.647	16:36:58.59	16:37:02.14	0	3.6s	+36	26°	26°
60	Tmp	169	4.926	16:37:24.56	16:37:28.96	0	4.4s	+44	29°	26°
61	Tmp	170	5.116	16:37:47.02	16:37:47.71	0	0.7s	+7	14°	26°
62	Tmp	171	5.558	16:38:51.12	16:38:54.60	0	3.5s	+35	12°	26°
63	Tmp	174	5.925	16:39:28.32	16:39:29.13	0	0.8s	+8	18°	26°
64	Tmp	176	6.374	16:40:16.41	16:40:18.60	0	2.2s	+22	32°	26°
65	Tmp	179	6.729	16:41:02.89	16:41:03.81	0	0.9s	+9	29°	26°
66	Tmp	181	7.027	16:41:29.23	16:41:29.30	0	0.1s	+1	7°	26°

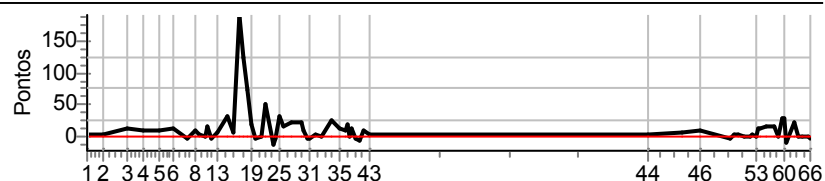
Num	239	Pen	0	PCZ	2	Total PP	858	Col. Final	26°
-----	-----	-----	---	-----	---	----------	-----	------------	-----



Performance Individual

PC	Tp	Trc	DistPC	Ideal	Passagem	Pen	Erro	Pontos	NoPC	AtePC
N	240	240 / Antonio Gilberto Gonçalves / Evandro Schroeder								
u		Cat / NL / Largada JUNIOR / 87 / 09:27:00								
m	23°	Caçador TROLER								
PC	Tp	Trc	DistPC	Ideal	Passagem	Pen	Erro	Pontos	NoPC	AtePC
1	Tmp	4	11.209	14:41:34.68	14:41:34.89	0	0.2s	+2	8°	8°
2	Tmp	7	12.631	14:44:04.44	14:44:04.66	0	0.2s	+2	16°	17°
3	Tmp	11	14.756	14:47:54.01	14:47:55.14	0	1.1s	+11	18°	12°
4	Tmp	12	16.190	14:50:20.54	14:50:21.32	0	0.8s	+8	21°	15°
5	Tmp	15	17.631	14:52:59.84	14:53:00.65	0	0.8s	+8	20°	18°
6	Tmp	18	19.050	14:55:10.41	14:55:11.54	0	1.1s	+11	14°	19°
7	Tmp	18	20.378	14:57:23.21	14:57:22.90	0	0.3s	-3	16°	17°
8	Tmp	20	0.578	14:58:50.12	14:58:51.11	0	1.0s	+10	19°	18°
9	Tmp	22	0.868	14:59:27.04	14:59:27.45	0	0.4s	+4	21°	18°
10	Tmp	25	1.220	15:00:17.89	15:00:17.97	0	0.1s	+1	5°	14°
11	Tmp	27	1.431	15:00:46.21	15:00:47.84	0	1.6s	+16	26°	19°
12	Tmp	29	1.732	15:01:23.69	15:01:23.54	0	0.2s	-2	9°	14°
13	Tmp	33	2.138	15:02:20.98	15:02:21.49	0	0.5s	+5	25°	17°
14	Tmp	37	2.987	15:03:56.75	15:03:59.86	0	3.1s	+31	32°	20°
15	Tmp	40	3.330	15:04:55.28	15:04:55.91	0	0.6s	+6	11°	17°
16	Tmp	44	3.768	15:05:55.21	15:06:14.29	0	19.1s	[+191]	33°	22°
17	Tmp	45	4.011	15:06:27.41	15:06:39.89	0	12.5s	+125	32°	31°
18	Tmp	46	4.293	15:06:53.66	15:07:01.00	0	7.3s	+73	33°	31°
19	Tmp	52	4.676	15:07:42.81	15:07:44.73	0	1.9s	+19	24°	31°
20	Tmp	54	5.014	15:08:22.67	15:08:22.17	0	0.5s	-5	13°	31°
21	Tmp	57	5.380	15:09:22.01	15:09:22.06	0	0.1s	+1	4°	30°
22	Tmp	59	5.584	15:09:46.47	15:09:51.66	0	5.2s	+52	27°	30°
23	Tmp	63	6.272	15:11:15.53	15:11:14.23	0	1.3s	-13	29°	30°
24	Tmp	64	6.513	15:11:38.80	15:11:38.41	0	0.4s	-4	14°	29°
25	Tmp	69	6.777	15:12:14.54	15:12:17.72	0	3.2s	+32	33°	30°
26	Tmp	71	7.116	15:12:50.14	15:12:51.62	0	1.5s	+15	25°	30°
27	Tmp	76	7.607	15:13:53.29	15:13:55.37	0	2.1s	+21	12°	29°
28	Tmp	79	8.175	15:15:28.88	15:15:31.21	0	2.3s	[+23]	29°	27°
29	Tmp	81	8.470	15:15:59.86	15:16:00.86	0	1.0s	+10	13°	27°
30	Tmp	83	8.748	15:16:32.55	15:16:32.05	0	0.5s	-5	16°	27°
31	Tmp	85	8.924	15:16:51.57	15:16:51.37	0	0.2s	-2	9°	27°
32	Tmp	88	9.250	15:17:56.52	15:17:56.78	0	0.3s	+3	16°	27°
33	Tmp	90	9.588	15:18:50.16	15:18:50.02	0	0.1s	-1	2°	27°
34	Tmp	94	10.163	15:20:21.25	15:20:23.83	0	2.6s	[+26]	22°	27°
35	Tmp	99	10.640	15:21:42.74	15:21:44.04	0	1.3s	+13	28°	27°
36	Tmp	102	11.004	15:22:41.11	15:22:42.15	0	1.0s	+10	21°	27°
37	Tmp	104	11.145	15:23:03.24	15:23:05.06	0	1.8s	+18	23°	27°
38	Tmp	105	11.295	15:23:21.97	15:23:21.99	0	0.0s	0	1°	26°
39	Tmp	107	11.497	15:23:43.90	15:23:45.22	0	1.3s	+13	31°	26°
40	Tmp	109	11.855	15:24:20.02	15:24:19.83	0	0.2s	-2	14°	26°
41	Tmp	110	12.079	15:24:44.93	15:24:44.18	0	0.8s	-8	26°	25°
42	Tmp	112	12.374	15:25:22.42	15:25:23.18	0	0.8s	+8	24°	26°
43	Tmp	114	12.922	15:26:34.92	15:26:35.23	0	0.3s	+3	5°	25°
44	Tmp	124	1.791	16:10:48.43	16:10:48.76	0	0.3s	+3	15°	25°
45	Tmp	129	4.728	16:16:05.31	16:16:05.86	0	0.6s	+6	25°	26°
46	Tmp	133	6.318	16:18:50.29	16:18:51.19	0	0.9s	+9	24°	26°
47	Tmp	138	0.396	16:23:42.17	16:23:41.82	0	0.4s	-4	16°	25°
48	Tmp	139	0.641	16:24:15.13	16:24:15.44	0	0.3s	+3	13°	25°
49	Tmp	142	1.113	16:25:01.69	16:25:02.02	0	0.3s	+3	5°	24°
50	Tmp	144	1.712	16:26:08.29	16:26:08.33	0	0.0s	0	3°	24°
51	Tmp	146	2.013	16:26:47.41	16:26:47.29	0	0.1s	-1	4°	24°
52	Tmp	147	2.215	16:27:11.65	16:27:11.92	0	0.3s	+3	14°	23°
53	Tmp	149	2.498	16:27:45.28	16:27:45.41	0	0.1s	+1	12°	23°
54	Tmp	151	2.742	16:28:13.38	16:28:14.80	0	1.4s	+14	13°	23°
55	Tmp	153	2.945	16:28:33.71	16:28:35.14	0	1.4s	+14	21°	23°
56	Tmp	157	3.333	16:29:20.35	16:29:22.08	0	1.7s	+17	26°	23°
57	Tmp	162	4.086	16:30:48.64	16:30:50.38	0	1.7s	+17	21°	24°

PC	Tp	Trc	DistPC	Ideal	Passagem	Pen	Erro	Pontos	NoPC	AtePC
58	Tmp	164	4.357	16:31:21.96	16:31:21.82	0	0.1s	-1	5°	24°
59	Tmp	167	4.647	16:31:58.59	16:32:01.27	0	2.7s	[+27]	19°	24°
60	Tmp	169	4.926	16:32:24.56	16:32:27.39	0	2.8s	[+28]	26°	22°
61	Tmp	170	5.116	16:32:47.02	16:32:45.88	0	1.1s	-11	19°	23°
62	Tmp	171	5.558	16:33:51.12	16:33:53.44	0	2.3s	+23	2°	23°
63	Tmp	174	5.925	16:34:28.32	16:34:28.33	0	0.0s	0	1°	22°
64	Tmp	176	6.374	16:35:16.41	16:35:16.36	0	0.1s	-1	4°	23°
65	Tmp	179	6.729	16:36:02.89	16:36:02.79	0	0.1s	-1	5°	22°
66	Tmp	181	7.027	16:36:29.23	16:36:28.71	0	0.5s	-5	26°	23°
Num	240	Pen	0	PCZ	3	Total PP	713	Col. Final	23°	

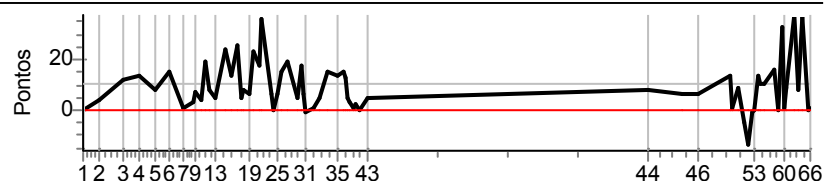


Performance Individual

PC	Tp	Trc	DistPC	Ideal	Passagem	Pen	Erro	Pontos	NoPC	AtePC
N	241	241 / Marcelo Mocelin - Banana / Mario Aorelio Lopes								
u		Cat / NL / Largada JUNIOR / 75 / 09:15:00								
m	19º	Dois Vizinhos TROLLER								
PC	Tp	Trc	DistPC	Ideal	Passagem	Pen	Erro	Pontos	NoPC	AtePC
1	Tmp	4	11.209	14:29:34.68	14:29:34.71	0	0.0s	0	2º	2º
2	Tmp	7	12.631	14:32:04.44	14:32:04.81	0	0.4s	+4	24º	5º
3	Tmp	11	14.756	14:35:54.01	14:35:55.24	0	1.2s	+12	23º	13º
4	Tmp	12	16.190	14:38:20.54	14:38:21.89	0	1.4s	+14	30º	23º
5	Tmp	15	17.631	14:40:59.84	14:41:00.64	0	0.8s	+8	21º	22º
6	Tmp	18	19.050	14:43:10.41	14:43:11.92	0	1.5s	+15	22º	24º
7	Tmp	18	20.378	14:45:23.21	14:45:23.29	0	0.1s	+1	6º	22º
8	Tmp	20	0.578	14:46:50.12	14:46:50.46	0	0.3s	+3	7º	17º
9	Tmp	22	0.868	14:47:27.04	14:47:27.72	0	0.7s	+7	28º	20º
10	Tmp	25	1.220	14:48:17.89	14:48:18.28	0	0.4s	+4	11º	19º
11	Tmp	27	1.431	14:48:46.21	14:48:48.08	0	1.9s	[+19]	29º	21º
12	Tmp	29	1.732	14:49:23.69	14:49:24.47	0	0.8s	+8	20º	21º
13	Tmp	33	2.138	14:50:20.98	14:50:21.52	0	0.5s	+5	26º	21º
14	Tmp	37	2.987	14:51:56.75	14:51:59.13	0	2.4s	[+24]	30º	23º
15	Tmp	40	3.330	14:52:55.28	14:52:56.70	0	1.4s	+14	24º	22º
16	Tmp	44	3.768	14:53:55.21	14:53:57.78	0	2.6s	[+26]	25º	25º
17	Tmp	45	4.011	14:54:27.41	14:54:27.90	0	0.5s	+5	19º	22º
18	Tmp	46	4.293	14:54:53.66	14:54:54.44	0	0.8s	+8	25º	23º
19	Tmp	52	4.676	14:55:42.81	14:55:43.43	0	0.6s	+6	11º	22º
20	Tmp	54	5.014	14:56:22.67	14:56:24.92	0	2.3s	[+23]	28º	23º
21	Tmp	57	5.380	14:57:22.01	14:57:23.79	0	1.8s	+18	33º	24º
22	Tmp	59	5.584	14:57:46.47	14:57:50.11	0	3.6s	+36	16º	25º
23	Tmp	63	6.272	14:59:15.53	14:59:16.16	0	0.6s	+6	26º	25º
24	Tmp	64	6.513	14:59:38.80	14:59:38.84	0	0.0s	0	2º	24º
25	Tmp	69	6.777	15:00:14.54	15:00:15.16	0	0.6s	+6	10º	23º
26	Tmp	71	7.116	15:00:50.14	15:00:51.68	0	1.5s	+15	26º	24º
27	Tmp	76	7.607	15:01:53.29	15:01:55.20	0	1.9s	+19	11º	23º
28	Tmp	79	8.175	15:03:28.88	15:03:29.40	0	0.5s	+5	20º	20º
29	Tmp	81	8.470	15:03:59.86	15:04:01.69	0	1.8s	+18	28º	20º
30	Tmp	83	8.748	15:04:32.55	15:04:33.19	0	0.6s	+6	21º	19º
31	Tmp	85	8.924	15:04:51.57	15:04:51.51	0	0.1s	-1	7º	19º
32	Tmp	88	9.250	15:05:56.52	15:05:56.58	0	0.1s	+1	6º	19º
33	Tmp	90	9.588	15:06:50.16	15:06:50.69	0	0.5s	+5	9º	18º
34	Tmp	94	10.163	15:08:21.25	15:08:22.71	0	1.5s	+15	12º	18º
35	Tmp	99	10.640	15:09:42.74	15:09:44.16	0	1.4s	+14	29º	19º
36	Tmp	102	11.004	15:10:41.11	15:10:42.61	0	1.5s	+15	25º	20º
37	Tmp	104	11.145	15:11:03.24	15:11:04.52	0	1.3s	+13	15º	20º
38	Tmp	105	11.295	15:11:21.97	15:11:22.45	0	0.5s	+5	17º	18º
39	Tmp	107	11.497	15:11:43.90	15:11:44.24	0	0.3s	+3	9º	18º
40	Tmp	109	11.855	15:12:20.02	15:12:20.15	0	0.1s	+1	8º	18º
41	Tmp	110	12.079	15:12:44.93	15:12:45.10	0	0.2s	+2	12º	18º
42	Tmp	112	12.374	15:13:22.42	15:13:22.39	0	0.0s	0	4º	18º
43	Tmp	114	12.922	15:14:34.92	15:14:35.39	0	0.5s	+5	10º	18º
44	Tmp	124	1.791	15:58:48.43	15:58:49.23	0	0.8s	+8	28º	18º
45	Tmp	129	4.728	16:04:05.31	16:04:05.91	0	0.6s	+6	26º	18º
46	Tmp	133	6.318	16:06:50.29	16:06:50.92	0	0.6s	+6	16º	18º
47	Tmp	138	0.396	16:11:42.17	16:11:43.60	0	1.4s	+14	28º	18º
48	Tmp	139	0.641	16:12:15.13	16:12:15.21	0	0.1s	+1	9º	18º
49	Tmp	142	1.113	16:13:01.69	16:13:02.63	0	0.9s	+9	20º	18º
50	Tmp	144	1.712	16:14:08.29	16:14:07.80	0	0.5s	-5	21º	18º
51	Tmp	146	2.013	16:14:47.41	16:14:46.05	0	1.4s	-14	23º	18º
52	Tmp	147	2.215	16:15:11.65	16:15:11.55	0	0.1s	-1	5º	17º
53	Tmp	149	2.498	16:15:45.28	16:15:45.31	0	0.0s	0	2º	17º
54	Tmp	151	2.742	16:16:13.38	16:16:14.82	0	1.4s	+14	16º	17º
55	Tmp	153	2.945	16:16:33.71	16:16:34.68	0	1.0s	+10	14º	17º
56	Tmp	157	3.333	16:17:20.35	16:17:21.34	0	1.0s	+10	16º	17º
57	Tmp	162	4.086	16:18:48.64	16:18:50.22	0	1.6s	+16	20º	17º

PC	Tp	Trc	DistPC	Ideal	Passagem	Pen	Erro	Pontos	NoPC	AtePC
58	Tmp	164	4.357	16:19:21.96	16:19:21.95	0	0.0s	0	3º	17º
59	Tmp	167	4.647	16:19:58.59	16:20:01.91	0	3.3s	+33	24º	17º
60	Tmp	169	4.926	16:20:24.56	16:20:24.65	0	0.1s	+1	4º	17º
61	Tmp	170	5.116	16:20:47.02	16:20:47.87	0	0.9s	+9	16º	17º
62	Tmp	171	5.558	16:21:51.12	16:21:54.94	0	3.8s	[+38]	19º	16º
63	Tmp	174	5.925	16:22:28.32	16:22:29.14	0	0.8s	+8	20º	16º
64	Tmp	176	6.374	16:23:16.41	16:23:20.06	0	3.7s	+37	34º	19º
65	Tmp	179	6.729	16:24:02.89	16:24:02.86	0	0.0s	0	4º	19º
66	Tmp	181	7.027	16:24:29.23	16:24:29.36	0	0.1s	+1	9º	19º

Num	241	Pen	0	PCZ	6	Total PP	526	Col. Final	19º
-----	-----	-----	---	-----	---	----------	-----	------------	-----

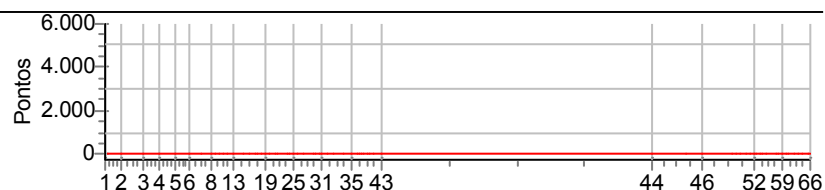


Performance Individual

PC	Tp	Trc	DistPC	Ideal	Passagem	Pen	Erro	Pontos	NoPC	AtePC
N	243	243 / Antonio Alves de Oliveira / Alessandro Andrey Lahud Costa								
u	NC	Cat / NL / Largada JUNIOR / 71 / 09:11:00								
m	NC	Cascavel TROLLER								
PC	Tp	Trc	DistPC	Ideal	Passagem	Pen	Erro	Pontos	NoPC	AtePC
1	Tmp	4	11.209	14:25:34.68	--:--:--	0		+6000	43°	43°
2	Tmp	7	12.631	14:28:04.44	--:--:--	0		+6000	43°	43°
3	Tmp	11	14.756	14:31:54.01	--:--:--	0		+6000	43°	43°
4	Tmp	12	16.190	14:34:20.54	--:--:--	0		+6000	43°	43°
5	Tmp	15	17.631	14:36:59.84	--:--:--	0		+6000	43°	43°
6	Tmp	18	19.050	14:39:10.41	--:--:--	0		+6000	43°	43°
7	Tmp	18	20.378	14:41:23.21	--:--:--	0		+6000	43°	43°
8	Tmp	20	0.578	14:42:50.12	--:--:--	0		+6000	43°	43°
9	Tmp	22	0.868	14:43:27.04	--:--:--	0		+6000	43°	43°
10	Tmp	25	1.220	14:44:17.89	--:--:--	0		+6000	43°	43°
11	Tmp	27	1.431	14:44:46.21	--:--:--	0		+6000	43°	43°
12	Tmp	29	1.732	14:45:23.69	--:--:--	0		+6000	43°	43°
13	Tmp	33	2.138	14:46:20.98	--:--:--	0		+6000	43°	43°
14	Tmp	37	2.987	14:47:56.75	--:--:--	0		+6000	43°	43°
15	Tmp	40	3.330	14:48:55.28	--:--:--	0		+6000	43°	43°
16	Tmp	44	3.768	14:49:55.21	--:--:--	0		+6000	43°	43°
17	Tmp	45	4.011	14:50:27.41	--:--:--	0		+6000	43°	43°
18	Tmp	46	4.293	14:50:53.66	--:--:--	0		+6000	43°	43°
19	Tmp	52	4.676	14:51:42.81	--:--:--	0		+6000	43°	43°
20	Tmp	54	5.014	14:52:22.67	--:--:--	0		+6000	43°	43°
21	Tmp	57	5.380	14:53:22.01	--:--:--	0		+6000	43°	43°
22	Tmp	59	5.584	14:53:46.47	--:--:--	0		+6000	43°	43°
23	Tmp	63	6.272	14:55:15.53	--:--:--	0		+6000	43°	43°
24	Tmp	64	6.513	14:55:38.80	--:--:--	0		+6000	43°	43°
25	Tmp	69	6.777	14:56:14.54	--:--:--	0		+6000	43°	43°
26	Tmp	71	7.116	14:56:50.14	--:--:--	0		+6000	43°	43°
27	Tmp	76	7.607	14:57:53.29	--:--:--	0		+6000	42°	43°
28	Tmp	79	8.175	14:59:28.88	--:--:--	0		+6000	43°	43°
29	Tmp	81	8.470	14:59:59.86	--:--:--	0		+6000	42°	43°
30	Tmp	83	8.748	15:00:32.55	--:--:--	0		+6000	42°	43°
31	Tmp	85	8.924	15:00:51.57	--:--:--	0		+6000	42°	43°
32	Tmp	88	9.250	15:01:56.52	--:--:--	0		+6000	42°	43°
33	Tmp	90	9.588	15:02:50.16	--:--:--	0		+6000	42°	43°
34	Tmp	94	10.163	15:04:21.25	--:--:--	0		+6000	42°	43°
35	Tmp	99	10.640	15:05:42.74	--:--:--	0		+6000	42°	43°
36	Tmp	102	11.004	15:06:41.11	--:--:--	0		+6000	42°	43°
37	Tmp	104	11.145	15:07:03.24	--:--:--	0		+6000	42°	43°
38	Tmp	105	11.295	15:07:21.97	--:--:--	0		+6000	42°	43°
39	Tmp	107	11.497	15:07:43.90	--:--:--	0		+6000	42°	43°
40	Tmp	109	11.855	15:08:20.02	--:--:--	0		+6000	42°	43°
41	Tmp	110	12.079	15:08:44.93	--:--:--	0		+6000	42°	43°
42	Tmp	112	12.374	15:09:22.42	--:--:--	0		+6000	42°	43°
43	Tmp	114	12.922	15:10:34.92	--:--:--	0		+6000	42°	43°
44	Tmp	124	1.791	15:54:48.43	--:--:--	0		+6000	42°	43°
45	Tmp	129	4.728	16:00:05.31	--:--:--	0		+6000	42°	43°
46	Tmp	133	6.318	16:02:50.29	--:--:--	0		+6000	42°	43°
47	Tmp	138	0.396	16:07:42.17	--:--:--	0		+6000	42°	43°
48	Tmp	139	0.641	16:08:15.13	--:--:--	0		+6000	42°	43°
49	Tmp	142	1.113	16:09:01.69	--:--:--	0		+6000	42°	43°
50	Tmp	144	1.712	16:10:08.29	--:--:--	0		+6000	42°	43°
51	Tmp	146	2.013	16:10:47.41	--:--:--	0		+6000	42°	43°
52	Tmp	147	2.215	16:11:11.65	--:--:--	0		+6000	42°	43°
53	Tmp	149	2.498	16:11:45.28	--:--:--	0		+6000	42°	43°
54	Tmp	151	2.742	16:12:13.38	--:--:--	0		+6000	42°	43°
55	Tmp	153	2.945	16:12:33.71	--:--:--	0		+6000	42°	43°
56	Tmp	157	3.333	16:13:20.35	--:--:--	0		+6000	42°	43°
57	Tmp	162	4.086	16:14:48.64	--:--:--	0		+6000	42°	43°

PC	Tp	Trc	DistPC	Ideal	Passagem	Pen	Erro	Pontos	NoPC	AtePC
58	Tmp	164	4.357	16:15:21.96	--:--:--	0		+6000	42°	43°
59	Tmp	167	4.647	16:15:58.59	--:--:--	0		+6000	42°	43°
60	Tmp	169	4.926	16:16:24.56	--:--:--	0		+6000	42°	43°
61	Tmp	170	5.116	16:16:47.02	--:--:--	0		+6000	42°	43°
62	Tmp	171	5.558	16:17:51.12	--:--:--	0		+6000	42°	43°
63	Tmp	174	5.925	16:18:28.32	--:--:--	0		+6000	42°	43°
64	Tmp	176	6.374	16:19:16.41	--:--:--	0		+6000	42°	43°
65	Tmp	179	6.729	16:20:02.89	--:--:--	0		+6000	42°	43°
66	Tmp	181	7.027	16:20:29.23	--:--:--	0		+6000	42°	43°

Num	243	Pen	0	PCZ	0	Total PP	396000	Col. Final	NC
-----	-----	-----	---	-----	---	----------	--------	------------	----

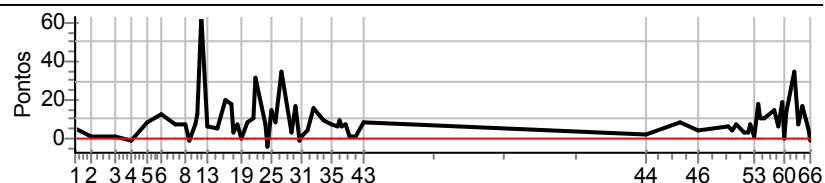


Performance Individual

PC	Tp	Trc	DistPC	Ideal	Passagem	Pen	Erro	Pontos	NoPC	AtePC
N	244	244 / Orii Ademir Katzer / Gustavo Henrique Katzer								
u		Cat / NL / Largada JUNIOR / 67 / 09:07:00								
m	14°	Sao Bento do Sul PAJERO								
PC	Tp	Trc	DistPC	Ideal	Passagem	Pen	Erro	Pontos	NoPC	AtePC
1	Tmp	4	11.209	14:21:34.68	14:21:35.21	0	0.5s	+5	22°	22°
2	Tmp	7	12.631	14:24:04.44	14:24:04.50	0	0.1s	+1	12°	13°
3	Tmp	11	14.756	14:27:54.01	14:27:54.13	0	0.1s	+1	3°	1°
4	Tmp	12	16.190	14:30:20.54	14:30:20.41	0	0.1s	-1	4°	1°
5	Tmp	15	17.631	14:32:59.84	14:33:00.73	0	0.9s	+9	24°	5°
6	Tmp	18	19.050	14:35:10.41	14:35:11.74	0	1.3s	+13	19°	7°
7	Tmp	18	20.378	14:37:23.21	14:37:23.91	0	0.7s	+7	25°	12°
8	Tmp	20	0.578	14:38:50.12	14:38:50.91	0	0.8s	+8	15°	10°
9	Tmp	22	0.868	14:39:27.04	14:39:26.97	0	0.1s	-1	5°	9°
10	Tmp	25	1.220	14:40:17.89	14:40:18.68	0	0.8s	+8	21°	9°
11	Tmp	27	1.431	14:40:46.21	14:40:47.52	0	1.3s	+13	21°	11°
12	Tmp	29	1.732	14:41:23.69	14:41:29.96	0	6.3s	[+63]	35°	19°
13	Tmp	33	2.138	14:42:20.98	14:42:21.55	0	0.6s	+6	31°	20°
14	Tmp	37	2.987	14:43:56.75	14:43:57.28	0	0.5s	+5	19°	18°
15	Tmp	40	3.330	14:44:55.28	14:44:57.28	0	2.0s	[+20]	30°	19°
16	Tmp	44	3.768	14:45:55.21	14:45:56.98	0	1.8s	[+18]	21°	20°
17	Tmp	45	4.011	14:46:27.41	14:46:27.70	0	0.3s	+3	15°	19°
18	Tmp	46	4.293	14:46:53.66	14:46:54.37	0	0.7s	+7	23°	19°
19	Tmp	52	4.676	14:47:42.81	14:47:42.85	0	0.0s	0	4°	18°
20	Tmp	54	5.014	14:48:22.67	14:48:23.58	0	0.9s	+9	18°	20°
21	Tmp	57	5.380	14:49:22.01	14:49:23.10	0	1.1s	+11	30°	20°
22	Tmp	59	5.584	14:49:46.47	14:49:49.62	0	3.2s	+32	12°	19°
23	Tmp	63	6.272	14:51:15.53	14:51:16.22	0	0.7s	+7	27°	20°
24	Tmp	64	6.513	14:51:38.80	14:51:38.42	0	0.4s	-4	17°	19°
25	Tmp	69	6.777	14:52:14.54	14:52:16.06	0	1.5s	+15	27°	20°
26	Tmp	71	7.116	14:52:50.14	14:52:51.08	0	0.9s	+9	17°	19°
27	Tmp	76	7.607	14:53:53.29	14:53:56.82	0	3.5s	+35	25°	20°
28	Tmp	79	8.175	14:55:28.88	14:55:29.19	0	0.3s	+3	16°	18°
29	Tmp	81	8.470	14:55:59.86	14:56:01.58	0	1.7s	+17	26°	18°
30	Tmp	83	8.748	14:56:32.55	14:56:32.47	0	0.1s	-1	5°	17°
31	Tmp	85	8.924	14:56:51.57	14:56:51.64	0	0.1s	+1	8°	17°
32	Tmp	88	9.250	14:57:56.52	14:57:56.92	0	0.4s	+4	21°	17°
33	Tmp	90	9.588	14:58:50.16	14:58:51.71	0	1.6s	+16	26°	17°
34	Tmp	94	10.163	15:00:21.25	15:00:22.23	0	1.0s	+10	7°	17°
35	Tmp	99	10.640	15:01:42.74	15:01:43.41	0	0.7s	+7	17°	17°
36	Tmp	102	11.004	15:02:41.11	15:02:41.72	0	0.6s	+6	12°	17°
37	Tmp	104	11.145	15:03:03.24	15:03:04.22	0	1.0s	+10	10°	17°
38	Tmp	105	11.295	15:03:21.97	15:03:22.54	0	0.6s	+6	18°	17°
39	Tmp	107	11.497	15:03:43.90	15:03:44.56	0	0.7s	+7	20°	17°
40	Tmp	109	11.855	15:04:20.02	15:04:20.15	0	0.1s	+1	9°	17°
41	Tmp	110	12.079	15:04:44.93	15:04:45.07	0	0.1s	+1	9°	17°
42	Tmp	112	12.374	15:05:22.42	15:05:22.50	0	0.1s	+1	10°	16°
43	Tmp	114	12.922	15:06:34.92	15:06:35.84	0	0.9s	+9	20°	16°
44	Tmp	124	1.791	15:50:48.43	15:50:48.66	0	0.2s	+2	13°	16°
45	Tmp	129	4.728	15:56:05.31	15:56:06.19	0	0.9s	+9	32°	16°
46	Tmp	133	6.318	15:58:50.29	15:58:50.66	0	0.4s	+4	13°	16°
47	Tmp	138	0.396	16:03:42.17	16:03:42.78	0	0.6s	+6	23°	16°
48	Tmp	139	0.641	16:04:15.13	16:04:15.56	0	0.4s	+4	17°	16°
49	Tmp	142	1.113	16:05:01.69	16:05:02.52	0	0.8s	+8	18°	16°
50	Tmp	144	1.712	16:06:08.29	16:06:08.59	0	0.3s	+3	14°	16°
51	Tmp	146	2.013	16:06:47.41	16:06:47.71	0	0.3s	+3	8°	16°
52	Tmp	147	2.215	16:07:11.65	16:07:12.33	0	0.7s	+7	24°	16°
53	Tmp	149	2.498	16:07:45.28	16:07:45.33	0	0.1s	+1	16°	16°
54	Tmp	151	2.742	16:08:13.38	16:08:15.14	0	1.8s	[+18]	27°	16°
55	Tmp	153	2.945	16:08:33.71	16:08:34.81	0	1.1s	+11	16°	16°
56	Tmp	157	3.333	16:09:20.35	16:09:21.48	0	1.1s	+11	19°	16°
57	Tmp	162	4.086	16:10:48.64	16:10:50.17	0	1.5s	+15	17°	16°

PC	Tp	Trc	DistPC	Ideal	Passagem	Pen	Erro	Pontos	NoPC	AtePC
58	Tmp	164	4.357	16:11:21.96	16:11:22.54	0	0.6s	+6	22°	16°
59	Tmp	167	4.647	16:11:58.59	16:12:00.46	0	1.9s	[+19]	13°	16°
60	Tmp	169	4.926	16:12:24.56	16:12:24.56	0	0.0s	0	2°	14°
61	Tmp	170	5.116	16:12:47.02	16:12:48.46	0	1.4s	+14	23°	14°
62	Tmp	171	5.558	16:13:51.12	16:13:54.65	0	3.5s	+35	13°	14°
63	Tmp	174	5.925	16:14:28.32	16:14:29.13	0	0.8s	+8	21°	14°
64	Tmp	176	6.374	16:15:16.41	16:15:18.12	0	1.7s	+17	27°	14°
65	Tmp	179	6.729	16:16:02.89	16:16:03.39	0	0.5s	+5	21°	14°
66	Tmp	181	7.027	16:16:29.23	16:16:29.12	0	0.1s	-1	12°	14°

Num	244	Pen	0	PCZ	2	Total PP	480	Col. Final	14°
-----	-----	-----	---	-----	---	----------	-----	------------	-----

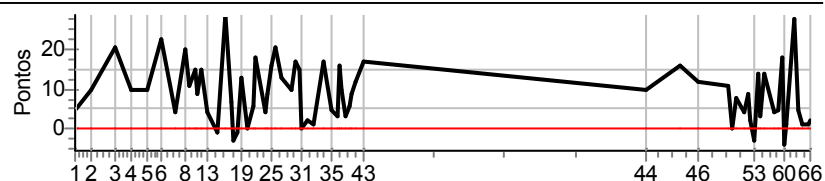


Performance Individual

PC	Tp	Trc	DistPC	Ideal	Passagem	Pen	Erro	Pontos	NoPC	AtePC
N	245	245 / Kleber Rodrigues de Bairros / Fabiane Trento de Bairros								
u		Cat / NL / Largada JUNIOR / 80 / 09:20:00								
m	16°	Laranjeiras do Sul PAJERO TR4								
PC	Tp	Trc	DistPC	Ideal	Passagem	Pen	Erro	Pontos	NoPC	AtePC
1	Tmp	4	11.209	14:34:34.68	14:34:35.21	0	0.5s	+5	20°	20°
2	Tmp	7	12.631	14:37:04.44	14:37:05.41	0	1.0s	+10	34°	28°
3	Tmp	11	14.756	14:40:54.01	14:40:56.09	0	2.1s	[+21]	35°	30°
4	Tmp	12	16.190	14:43:20.54	14:43:21.50	0	1.0s	+10	26°	30°
5	Tmp	15	17.631	14:45:59.84	14:46:00.83	0	1.0s	+10	26°	31°
6	Tmp	18	19.050	14:48:10.41	14:48:12.68	0	2.3s	[+23]	34°	33°
7	Tmp	18	20.378	14:50:23.21	14:50:23.64	0	0.4s	+4	17°	29°
8	Tmp	20	0.578	14:51:50.12	14:51:52.08	0	2.0s	+20	30°	32°
9	Tmp	22	0.868	14:52:27.04	14:52:28.14	0	1.1s	+11	32°	33°
10	Tmp	25	1.220	14:53:17.89	14:53:19.34	0	1.5s	+15	32°	33°
11	Tmp	27	1.431	14:53:46.21	14:53:47.11	0	0.9s	+9	15°	31°
12	Tmp	29	1.732	14:54:23.69	14:54:25.20	0	1.5s	+15	30°	32°
13	Tmp	33	2.138	14:55:20.98	14:55:21.41	0	0.4s	+4	22°	30°
14	Tmp	37	2.987	14:56:56.75	14:56:56.69	0	0.1s	-1	5°	30°
15	Tmp	40	3.330	14:57:55.28	14:57:58.18	0	2.9s	[+29]	31°	31°
16	Tmp	44	3.768	14:58:55.21	14:58:55.91	0	0.7s	+7	14°	29°
17	Tmp	45	4.011	14:59:27.41	14:59:27.14	0	0.3s	-3	13°	26°
18	Tmp	46	4.293	14:59:53.66	14:59:53.52	0	0.1s	-1	7°	26°
19	Tmp	52	4.676	15:00:42.81	15:00:44.14	0	1.3s	+13	17°	24°
20	Tmp	54	5.014	15:01:22.67	15:01:22.69	0	0.0s	0	2°	24°
21	Tmp	57	5.380	15:02:22.01	15:02:22.58	0	0.6s	+6	21°	23°
22	Tmp	59	5.584	15:02:46.47	15:02:48.25	0	1.8s	+18	2°	23°
23	Tmp	63	6.272	15:04:15.53	15:04:15.92	0	0.4s	+4	20°	23°
24	Tmp	64	6.513	15:04:38.80	15:04:39.73	0	0.9s	+9	23°	23°
25	Tmp	69	6.777	15:05:14.54	15:05:16.09	0	1.6s	+16	28°	24°
26	Tmp	71	7.116	15:05:50.14	15:05:52.23	0	2.1s	[+21]	30°	25°
27	Tmp	76	7.607	15:06:53.29	15:06:54.57	0	1.3s	+13	5°	24°
28	Tmp	79	8.175	15:08:28.88	15:08:29.87	0	1.0s	+10	26°	22°
29	Tmp	81	8.470	15:08:59.86	15:09:01.57	0	1.7s	+17	25°	21°
30	Tmp	83	8.748	15:09:32.55	15:09:34.06	0	1.5s	+15	26°	21°
31	Tmp	85	8.924	15:09:51.57	15:09:51.61	0	0.0s	0	2°	20°
32	Tmp	88	9.250	15:10:56.52	15:10:56.76	0	0.2s	+2	10°	20°
33	Tmp	90	9.588	15:11:50.16	15:11:50.30	0	0.1s	+1	3°	20°
34	Tmp	94	10.163	15:13:21.25	15:13:22.95	0	1.7s	+17	13°	20°
35	Tmp	99	10.640	15:14:42.74	15:14:43.22	0	0.5s	+5	9°	20°
36	Tmp	102	11.004	15:15:41.11	15:15:41.37	0	0.3s	+3	7°	19°
37	Tmp	104	11.145	15:16:03.24	15:16:04.82	0	1.6s	+16	19°	18°
38	Tmp	105	11.295	15:16:21.97	15:16:23.01	0	1.0s	+10	26°	19°
39	Tmp	107	11.497	15:16:43.90	15:16:44.20	0	0.3s	+3	8°	19°
40	Tmp	109	11.855	15:17:20.02	15:17:20.61	0	0.6s	+6	28°	19°
41	Tmp	110	12.079	15:17:44.93	15:17:45.85	0	0.9s	+9	27°	19°
42	Tmp	112	12.374	15:18:22.42	15:18:23.62	0	1.2s	+12	30°	19°
43	Tmp	114	12.922	15:19:34.92	15:19:36.61	0	1.7s	+17	28°	19°
44	Tmp	124	1.791	16:03:48.43	16:03:49.44	0	1.0s	+10	33°	19°
45	Tmp	129	4.728	16:09:05.31	16:09:06.94	0	1.6s	+16	34°	20°
46	Tmp	133	6.318	16:11:50.29	16:11:51.47	0	1.2s	+12	29°	20°
47	Tmp	138	0.396	16:16:42.17	16:16:43.26	0	1.1s	+11	26°	20°
48	Tmp	139	0.641	16:17:15.13	16:17:15.17	0	0.0s	0	2°	20°
49	Tmp	142	1.113	16:18:01.69	16:18:02.49	0	0.8s	+8	15°	20°
50	Tmp	144	1.712	16:19:08.29	16:19:08.71	0	0.4s	+4	16°	20°
51	Tmp	146	2.013	16:19:47.41	16:19:48.32	0	0.9s	+9	20°	20°
52	Tmp	147	2.215	16:20:11.65	16:20:11.83	0	0.2s	+2	9°	20°
53	Tmp	149	2.498	16:20:45.28	16:20:44.97	0	0.3s	-3	23°	20°
54	Tmp	151	2.742	16:21:13.38	16:21:14.82	0	1.4s	+14	14°	20°
55	Tmp	153	2.945	16:21:33.71	16:21:34.03	0	0.3s	+3	2°	19°
56	Tmp	157	3.333	16:22:20.35	16:22:21.70	0	1.4s	+14	22°	19°
57	Tmp	162	4.086	16:23:48.64	16:23:49.06	0	0.4s	+4	1°	19°

PC	Tp	Trc	DistPC	Ideal	Passagem	Pen	Erro	Pontos	NoPC	AtePC
58	Tmp	164	4.357	16:24:21.96	16:24:22.47	0	0.5s	+5	19°	19°
59	Tmp	167	4.647	16:24:58.59	16:25:00.34	0	1.8s	+18	8°	19°
60	Tmp	169	4.926	16:25:24.56	16:25:24.12	0	0.4s	-4	12°	19°
61	Tmp	170	5.116	16:25:47.02	16:25:47.12	0	0.1s	+1	4°	18°
62	Tmp	171	5.558	16:26:51.12	16:26:53.93	0	2.8s	[+28]	7°	18°
63	Tmp	174	5.925	16:27:28.32	16:27:28.81	0	0.5s	+5	12°	17°
64	Tmp	176	6.374	16:28:16.41	16:28:16.49	0	0.1s	+1	6°	16°
65	Tmp	179	6.729	16:29:02.89	16:29:02.97	0	0.1s	+1	7°	16°
66	Tmp	181	7.027	16:29:29.23	16:29:29.41	0	0.2s	+2	15°	16°

Num	245	Pen	0	PCZ	3	Total PP	494	Col. Final	16°
-----	-----	-----	---	-----	---	----------	-----	------------	-----

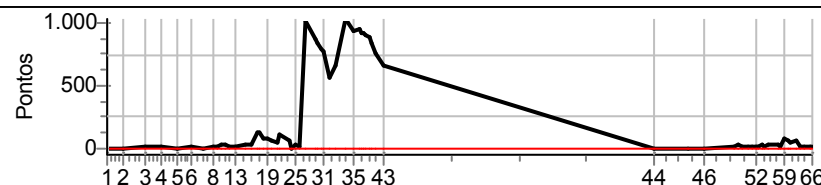


Performance Individual

PC	Tp	Trc	DistPC	Ideal	Passagem	Pen	Erro	Pontos	NoPC	AtePC
N	246	246 / Guilherme Barbosa / Lisiane Homem								
u	34°	Cat / NL / Largada JUNIOR / 99 / 09:39:00								
m		Sao Jose dos Campos TROLLER 3.0								
PC	Tp	Trc	DistPC	Ideal	Passagem	Pen	Erro	Pontos	NoPC	AtePC
1	Tmp	4	11.209	14:53:34.68	14:53:34.83	0	0.2s	+2	5°	5°
2	Tmp	7	12.631	14:56:04.44	14:56:04.44	0	0.0s	0	1°	1°
3	Tmp	11	14.756	14:59:54.01	14:59:55.25	0	1.2s	+12	20°	4°
4	Tmp	12	16.190	15:02:20.54	15:02:21.50	0	1.0s	+10	25°	16°
5	Tmp	15	17.631	15:04:59.84	15:05:00.55	0	0.7s	+7	16°	17°
6	Tmp	18	19.050	15:07:10.41	15:07:11.90	0	1.5s	+15	21°	20°
7	Tmp	18	20.378	15:09:23.21	15:09:23.73	0	0.5s	+5	19°	18°
8	Tmp	20	0.578	15:10:50.12	15:10:52.41	0	2.3s	+23	36°	23°
9	Tmp	22	0.868	15:11:27.04	15:11:29.43	0	2.4s	[+24]	35°	26°
10	Tmp	25	1.220	15:12:17.89	15:12:21.59	0	3.7s	+37	35°	32°
11	Tmp	27	1.431	15:12:46.21	15:12:49.34	0	3.1s	+31	34°	34°
12	Tmp	29	1.732	15:13:23.69	15:13:25.35	0	1.7s	+17	31°	34°
13	Tmp	33	2.138	15:14:20.98	15:14:22.65	0	1.7s	+17	34°	34°
14	Tmp	37	2.987	15:15:56.75	15:15:59.49	0	2.7s	[+27]	31°	34°
15	Tmp	40	3.330	15:16:55.28	15:16:58.42	0	3.1s	+31	32°	34°
16	Tmp	44	3.768	15:17:55.21	15:18:08.33	0	13.1s	+131	31°	34°
17	Tmp	45	4.011	15:18:27.41	15:18:40.09	0	12.7s	+127	33°	34°
18	Tmp	46	4.293	15:18:53.66	15:19:01.09	0	7.4s	+74	34°	35°
19	Tmp	52	4.676	15:19:42.81	15:19:50.89	0	8.1s	+81	32°	35°
20	Tmp	54	5.014	15:20:22.67	15:20:29.49	0	6.8s	+68	34°	35°
21	Tmp	57	5.380	15:21:22.01	15:21:26.10	0	4.1s	+41	35°	35°
22	Tmp	59	5.584	15:21:46.47	15:21:58.45	0	12.0s	+120	34°	35°
23	Tmp	63	6.272	15:23:15.53	15:23:21.75	0	6.2s	+62	34°	35°
24	Tmp	64	6.513	15:23:38.80	15:23:39.19	0	0.4s	+4	12°	35°
25	Tmp	69	6.777	15:24:14.54	15:24:17.36	0	2.8s	[+28]	30°	35°
26	Tmp	71	7.116	15:24:50.14	15:24:52.50	0	2.4s	+24	31°	34°
27	Tmp	76	7.607	15:25:53.29	15:27:35.48	0	1m42s	+1022	33°	33°
28	Tmp	79	8.175	15:27:28.88	15:28:55.81	0	1m26s	+869	33°	33°
29	Tmp	81	8.470	15:27:59.86	15:29:23.49	0	1m23s	+836	33°	33°
30	Tmp	83	8.748	15:28:32.55	15:29:51.25	0	1m18s	+787	33°	32°
31	Tmp	85	8.924	15:28:51.57	15:30:08.64	0	1m17s	+771	33°	32°
32	Tmp	88	9.250	15:29:56.52	15:30:53.78	0	57.3s	+573	33°	32°
33	Tmp	90	9.588	15:30:50.16	15:31:57.09	0	1m06s	+669	33°	32°
34	Tmp	94	10.163	15:32:21.25	15:34:04.79	0	1m43s	[+1035]	35°	32°
35	Tmp	99	10.640	15:33:42.74	15:35:15.88	0	1m33s	+931	35°	32°
36	Tmp	102	11.004	15:34:41.11	15:36:16.11	0	1m35s	+950	35°	33°
37	Tmp	104	11.145	15:35:03.24	15:36:35.34	0	1m32s	+921	35°	33°
38	Tmp	105	11.295	15:35:21.97	15:36:54.39	0	1m32s	+924	35°	33°
39	Tmp	107	11.497	15:35:43.90	15:37:15.08	0	1m31s	+912	35°	33°
40	Tmp	109	11.855	15:36:20.02	15:37:48.35	0	1m28s	+883	35°	33°
41	Tmp	110	12.079	15:36:44.93	15:38:08.30	0	1m23s	+834	35°	33°
42	Tmp	112	12.374	15:37:22.42	15:38:38.41	0	1m16s	+760	35°	34°
43	Tmp	114	12.922	15:38:34.92	15:39:42.03	0	1m07s	+671	35°	34°
44	Tmp	124	1.791	16:22:48.43	16:22:48.89	0	0.5s	+5	21°	34°
45	Tmp	129	4.728	16:28:05.31	16:28:05.61	0	0.3s	+3	16°	34°
46	Tmp	133	6.318	16:30:50.29	16:30:50.80	0	0.5s	+5	14°	34°
47	Tmp	138	0.396	16:35:42.17	16:35:43.67	0	1.5s	+15	31°	34°
48	Tmp	139	0.641	16:36:15.13	16:36:18.46	0	3.3s	+33	35°	34°
49	Tmp	142	1.113	16:37:01.69	16:37:03.90	0	2.2s	+22	31°	34°
50	Tmp	144	1.712	16:38:08.29	16:38:09.69	0	1.4s	+14	28°	34°
51	Tmp	146	2.013	16:38:47.41	16:38:49.22	0	1.8s	+18	28°	34°
52	Tmp	147	2.215	16:39:11.65	16:39:13.44	0	1.8s	+18	28°	34°
53	Tmp	149	2.498	16:39:45.28	16:39:46.24	0	1.0s	+10	30°	34°
54	Tmp	151	2.742	16:40:13.38	16:40:16.39	0	3.0s	[+30]	32°	34°
55	Tmp	153	2.945	16:40:33.71	16:40:35.96	0	2.3s	+23	30°	34°
56	Tmp	157	3.333	16:41:20.35	16:41:23.85	0	3.5s	+35	32°	34°
57	Tmp	162	4.086	16:42:48.64	16:42:52.66	0	4.0s	+40	32°	34°

PC	Tp	Trc	DistPC	Ideal	Passagem	Pen	Erro	Pontos	NoPC	AtePC
58	Tmp	164	4.357	16:43:21.96	16:43:24.37	0	2.4s	+24	33°	34°
59	Tmp	167	4.647	16:43:58.59	16:44:05.87	0	7.3s	+73	32°	34°
60	Tmp	169	4.926	16:44:24.56	16:44:31.07	0	6.5s	+65	33°	34°
61	Tmp	170	5.116	16:44:47.02	16:44:51.07	0	4.1s	+41	33°	34°
62	Tmp	171	5.558	16:45:51.12	16:45:58.15	0	7.0s	+70	34°	34°
63	Tmp	174	5.925	16:46:28.32	16:46:30.31	0	2.0s	+20	33°	34°
64	Tmp	176	6.374	16:47:16.41	16:47:18.63	0	2.2s	+22	30°	34°
65	Tmp	179	6.729	16:48:02.89	16:48:04.01	0	1.1s	+11	31°	34°
66	Tmp	181	7.027	16:48:29.23	16:48:30.55	0	1.3s	+13	34°	34°

Num	246	Pen	0	PCZ	1	Total PP	14832	Col. Final	34°
-----	-----	-----	---	-----	---	----------	-------	------------	-----

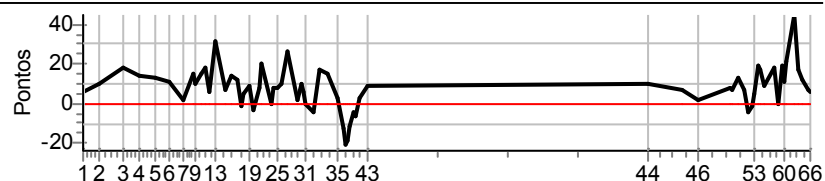


Performance Individual

PC	Tp	Trc	DistPC	Ideal	Passagem	Pen	Erro	Pontos	NoPC	AtePC
N	247	247 / Wivalde Jonas Liebl / Adimar Diego MÜhlbauer								
u		Cat / NL / Largada JUNIOR / 85 / 09:25:00								
m	20°	Sao Bento do Sul TROLLER								
PC	Tp	Trc	DistPC	Ideal	Passagem	Pen	Erro	Pontos	NoPC	AtePC
1	Tmp	4	11.209	14:39:34.68	14:39:35.29	0	0.6s	+6	29°	29°
2	Tmp	7	12.631	14:42:04.44	14:42:05.39	0	1.0s	+10	33°	34°
3	Tmp	11	14.756	14:45:54.01	14:45:55.84	0	1.8s	+18	34°	34°
4	Tmp	12	16.190	14:48:20.54	14:48:21.97	0	1.4s	+14	29°	33°
5	Tmp	15	17.631	14:50:59.84	14:51:01.18	0	1.3s	+13	31°	34°
6	Tmp	18	19.050	14:53:10.41	14:53:11.55	0	1.1s	+11	15°	32°
7	Tmp	18	20.378	14:55:23.21	14:55:23.39	0	0.2s	+2	10°	27°
8	Tmp	20	0.578	14:56:50.12	14:56:51.66	0	1.5s	+15	27°	27°
9	Tmp	22	0.868	14:57:27.04	14:57:28.07	0	1.0s	+10	30°	30°
10	Tmp	25	1.220	14:58:17.89	14:58:19.39	0	1.5s	+15	31°	31°
11	Tmp	27	1.431	14:58:46.21	14:58:47.98	0	1.8s	+18	28°	30°
12	Tmp	29	1.732	14:59:23.69	14:59:24.27	0	0.6s	+6	16°	29°
13	Tmp	33	2.138	15:00:20.98	15:00:24.19	0	3.2s	+32	35°	32°
14	Tmp	37	2.987	15:01:56.75	15:01:57.40	0	0.7s	+7	22°	32°
15	Tmp	40	3.330	15:02:55.28	15:02:56.66	0	1.4s	+14	23°	32°
16	Tmp	44	3.768	15:03:55.21	15:03:56.44	0	1.2s	+12	17°	31°
17	Tmp	45	4.011	15:04:27.41	15:04:27.34	0	0.1s	-1	2°	27°
18	Tmp	46	4.293	15:04:53.66	15:04:54.14	0	0.5s	+5	20°	27°
19	Tmp	52	4.676	15:05:42.81	15:05:43.66	0	0.9s	+9	14°	25°
20	Tmp	54	5.014	15:06:22.67	15:06:22.38	0	0.3s	-3	10°	25°
21	Tmp	57	5.380	15:07:22.01	15:07:22.83	0	0.8s	+8	23°	25°
22	Tmp	59	5.584	15:07:46.47	15:07:48.51	0	2.0s	[+20]	4°	24°
23	Tmp	63	6.272	15:09:15.53	15:09:15.50	0	0.0s	0	5°	24°
24	Tmp	64	6.513	15:09:38.80	15:09:39.62	0	0.8s	+8	20°	25°
25	Tmp	69	6.777	15:10:14.54	15:10:15.38	0	0.8s	+8	14°	25°
26	Tmp	71	7.116	15:10:50.14	15:10:51.18	0	1.0s	+10	18°	23°
27	Tmp	76	7.607	15:11:53.29	15:11:55.91	0	2.6s	[+26]	19°	22°
28	Tmp	79	8.175	15:13:28.88	15:13:29.05	0	0.2s	+2	12°	19°
29	Tmp	81	8.470	15:13:59.86	15:14:00.82	0	1.0s	+10	14°	19°
30	Tmp	83	8.748	15:14:32.55	15:14:33.11	0	0.6s	+6	20°	18°
31	Tmp	85	8.924	15:14:51.57	15:14:51.59	0	0.0s	0	1°	18°
32	Tmp	88	9.250	15:15:56.52	15:15:56.09	0	0.4s	-4	20°	18°
33	Tmp	90	9.588	15:16:50.16	15:16:51.83	0	1.7s	+17	28°	19°
34	Tmp	94	10.163	15:18:21.25	15:18:22.77	0	1.5s	+15	11°	19°
35	Tmp	99	10.640	15:19:42.74	15:19:43.04	0	0.3s	+3	5°	18°
36	Tmp	102	11.004	15:20:41.11	15:20:39.77	0	1.3s	-13	23°	18°
37	Tmp	104	11.145	15:21:03.24	15:21:01.14	0	2.1s	[-21]	25°	19°
38	Tmp	105	11.295	15:21:21.97	15:21:20.10	0	1.9s	-19	33°	20°
39	Tmp	107	11.497	15:21:43.90	15:21:42.66	0	1.2s	-12	30°	20°
40	Tmp	109	11.855	15:22:20.02	15:22:19.60	0	0.4s	-4	21°	20°
41	Tmp	110	12.079	15:22:44.93	15:22:44.28	0	0.7s	-7	23°	20°
42	Tmp	112	12.374	15:23:22.42	15:23:22.74	0	0.3s	+3	17°	20°
43	Tmp	114	12.922	15:24:34.92	15:24:35.78	0	0.9s	+9	19°	20°
44	Tmp	124	1.791	16:08:48.43	16:08:49.40	0	1.0s	+10	32°	20°
45	Tmp	129	4.728	16:14:05.31	16:14:06.03	0	0.7s	+7	27°	19°
46	Tmp	133	6.318	16:16:50.29	16:16:50.53	0	0.2s	+2	6°	19°
47	Tmp	138	0.396	16:21:42.17	16:21:42.98	0	0.8s	+8	24°	19°
48	Tmp	139	0.641	16:22:15.13	16:22:15.81	0	0.7s	+7	24°	19°
49	Tmp	142	1.113	16:23:01.69	16:23:02.98	0	1.3s	+13	26°	19°
50	Tmp	144	1.712	16:24:08.29	16:24:08.95	0	0.7s	+7	23°	19°
51	Tmp	146	2.013	16:24:47.41	16:24:47.04	0	0.4s	-4	11°	19°
52	Tmp	147	2.215	16:25:11.65	16:25:11.54	0	0.1s	-1	3°	19°
53	Tmp	149	2.498	16:25:45.28	16:25:45.79	0	0.5s	+5	26°	19°
54	Tmp	151	2.742	16:26:13.38	16:26:15.23	0	1.9s	+19	28°	19°
55	Tmp	153	2.945	16:26:33.71	16:26:35.37	0	1.7s	+17	27°	20°
56	Tmp	157	3.333	16:27:20.35	16:27:21.23	0	0.9s	+9	15°	20°
57	Tmp	162	4.086	16:28:48.64	16:28:50.43	0	1.8s	+18	23°	20°

PC	Tp	Trc	DistPC	Ideal	Passagem	Pen	Erro	Pontos	NoPC	AtePC
58	Tmp	164	4.357	16:29:21.96	16:29:21.92	0	0.0s	0	1°	20°
59	Tmp	167	4.647	16:29:58.59	16:30:00.52	0	1.9s	+19	12°	20°
60	Tmp	169	4.926	16:30:24.56	16:30:25.62	0	1.1s	+11	19°	20°
61	Tmp	170	5.116	16:30:47.02	16:30:49.15	0	2.1s	[+21]	29°	20°
62	Tmp	171	5.558	16:31:51.12	16:31:55.59	0	4.5s	[+45]	28°	20°
63	Tmp	174	5.925	16:32:28.32	16:32:30.03	0	1.7s	+17	31°	20°
64	Tmp	176	6.374	16:33:16.41	16:33:17.62	0	1.2s	+12	23°	20°
65	Tmp	179	6.729	16:34:02.89	16:34:03.56	0	0.7s	+7	26°	20°
66	Tmp	181	7.027	16:34:29.23	16:34:29.86	0	0.6s	+6	28°	20°

Num	247	Pen	0	PCZ	3	Total PP	578	Col. Final	20°
-----	-----	-----	---	-----	---	----------	-----	------------	-----

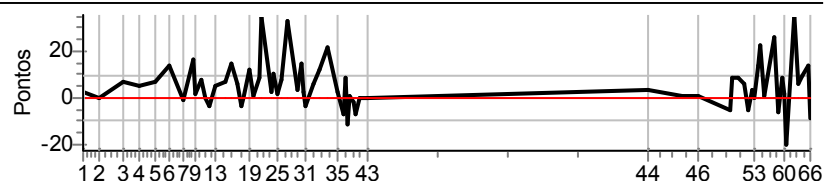


Performance Individual

PC	Tp	Trc	DistPC	Ideal	Passagem	Pen	Erro	Pontos	NoPC	AtePC
N	248	248 / Andre Diniz Pereira / Marcelo Antonio Detoni								
u		Cat / NL / Largada JUNIOR / 70 / 09:10:00								
m	10°	Itajai JEEP WRANGLER								
PC	Tp	Trc	DistPC	Ideal	Passagem	Pen	Erro	Pontos	NoPC	AtePC
1	Tmp	4	11.209	14:24:34.68	14:24:34.99	0	0.3s	+3	13°	13°
2	Tmp	7	12.631	14:27:04.44	14:27:04.40	0	0.0s	0	4°	2°
3	Tmp	11	14.756	14:30:54.01	14:30:54.75	0	0.7s	+7	15°	8°
4	Tmp	12	16.190	14:33:20.54	14:33:21.05	0	0.5s	+5	14°	11°
5	Tmp	15	17.631	14:35:59.84	14:36:00.49	0	0.7s	+7	18°	12°
6	Tmp	18	19.050	14:38:10.41	14:38:11.77	0	1.4s	+14	20°	12°
7	Tmp	18	20.378	14:40:23.21	14:40:23.09	0	0.1s	-1	7°	10°
8	Tmp	20	0.578	14:41:50.12	14:41:51.85	0	1.7s	+17	28°	13°
9	Tmp	22	0.868	14:42:27.04	14:42:27.21	0	0.2s	+2	13°	11°
10	Tmp	25	1.220	14:43:17.89	14:43:18.69	0	0.8s	+8	19°	12°
11	Tmp	27	1.431	14:43:46.21	14:43:46.25	0	0.0s	0	1°	9°
12	Tmp	29	1.732	14:44:23.69	14:44:23.41	0	0.3s	-3	11°	9°
13	Tmp	33	2.138	14:45:20.98	14:45:21.43	0	0.5s	+5	27°	9°
14	Tmp	37	2.987	14:46:56.75	14:46:57.42	0	0.7s	+7	23°	9°
15	Tmp	40	3.330	14:47:55.28	14:47:56.80	0	1.5s	+15	25°	11°
16	Tmp	44	3.768	14:48:55.21	14:48:55.84	0	0.6s	+6	12°	10°
17	Tmp	45	4.011	14:49:27.41	14:49:27.14	0	0.3s	-3	14°	10°
18	Tmp	46	4.293	14:49:53.66	14:49:53.65	0	0.0s	0	4°	10°
19	Tmp	52	4.676	14:50:42.81	14:50:44.05	0	1.2s	+12	16°	11°
20	Tmp	54	5.014	14:51:22.67	14:51:22.77	0	0.1s	+1	6°	9°
21	Tmp	57	5.380	14:52:22.01	14:52:22.92	0	0.9s	+9	26°	10°
22	Tmp	59	5.584	14:52:46.47	14:52:49.95	0	3.5s	+35	15°	10°
23	Tmp	63	6.272	14:54:15.53	14:54:15.86	0	0.3s	+3	17°	10°
24	Tmp	64	6.513	14:54:38.80	14:54:39.85	0	1.1s	+11	25°	10°
25	Tmp	69	6.777	14:55:14.54	14:55:14.75	0	0.2s	+2	4°	9°
26	Tmp	71	7.116	14:55:50.14	14:55:50.89	0	0.8s	+8	15°	9°
27	Tmp	76	7.607	14:56:53.29	14:56:56.60	0	3.3s	+33	24°	11°
28	Tmp	79	8.175	14:58:28.88	14:58:29.28	0	0.4s	+4	17°	11°
29	Tmp	81	8.470	14:58:59.86	14:59:01.31	0	1.5s	+15	22°	11°
30	Tmp	83	8.748	14:59:32.55	14:59:32.85	0	0.3s	+3	11°	10°
31	Tmp	85	8.924	14:59:51.57	14:59:51.32	0	0.3s	-3	16°	10°
32	Tmp	88	9.250	15:00:56.52	15:00:57.08	0	0.6s	+6	26°	10°
33	Tmp	90	9.588	15:01:50.16	15:01:51.40	0	1.2s	+12	21°	10°
34	Tmp	94	10.163	15:03:21.25	15:03:23.49	0	2.2s	[+22]	18°	11°
35	Tmp	99	10.640	15:04:42.74	15:04:43.03	0	0.3s	+3	6°	11°
36	Tmp	102	11.004	15:05:41.11	15:05:40.45	0	0.7s	-7	15°	11°
37	Tmp	104	11.145	15:06:03.24	15:06:04.11	0	0.9s	+9	7°	11°
38	Tmp	105	11.295	15:06:21.97	15:06:20.89	0	1.1s	-11	28°	10°
39	Tmp	107	11.497	15:06:43.90	15:06:44.04	0	0.1s	+1	6°	10°
40	Tmp	109	11.855	15:07:20.02	15:07:19.84	0	0.2s	-2	16°	10°
41	Tmp	110	12.079	15:07:44.93	15:07:44.26	0	0.7s	-7	24°	11°
42	Tmp	112	12.374	15:08:22.42	15:08:22.44	0	0.0s	0	5°	10°
43	Tmp	114	12.922	15:09:34.92	15:09:34.88	0	0.0s	0	3°	10°
44	Tmp	124	1.791	15:53:48.43	15:53:48.82	0	0.4s	+4	20°	10°
45	Tmp	129	4.728	15:59:05.31	15:59:05.44	0	0.1s	+1	8°	10°
46	Tmp	133	6.318	16:01:50.29	16:01:50.41	0	0.1s	+1	4°	9°
47	Tmp	138	0.396	16:06:42.17	16:06:41.70	0	0.5s	-5	19°	9°
48	Tmp	139	0.641	16:07:15.13	16:07:16.05	0	0.9s	+9	28°	10°
49	Tmp	142	1.113	16:08:01.69	16:08:02.63	0	0.9s	+9	21°	10°
50	Tmp	144	1.712	16:09:08.29	16:09:08.92	0	0.6s	+6	22°	10°
51	Tmp	146	2.013	16:09:47.41	16:09:46.91	0	0.5s	-5	14°	10°
52	Tmp	147	2.215	16:10:11.65	16:10:12.07	0	0.4s	+4	18°	10°
53	Tmp	149	2.498	16:10:45.28	16:10:45.31	0	0.0s	0	4°	9°
54	Tmp	151	2.742	16:11:13.38	16:11:14.76	0	1.4s	+14	17°	9°
55	Tmp	153	2.945	16:11:33.71	16:11:36.02	0	2.3s	[+23]	31°	10°
56	Tmp	157	3.333	16:12:20.35	16:12:20.46	0	0.1s	+1	2°	10°
57	Tmp	162	4.086	16:13:48.64	16:13:51.26	0	2.6s	[+26]	30°	11°

PC	Tp	Trc	DistPC	Ideal	Passagem	Pen	Erro	Pontos	NoPC	AtePC
58	Tmp	164	4.357	16:14:21.96	16:14:21.39	0	0.6s	-6	21°	11°
59	Tmp	167	4.647	16:14:58.59	16:14:59.53	0	0.9s	+9	4°	8°
60	Tmp	169	4.926	16:15:24.56	16:15:24.76	0	0.2s	+2	9°	7°
61	Tmp	170	5.116	16:15:47.02	16:15:45.05	0	2.0s	[-20]	28°	8°
62	Tmp	171	5.558	16:16:51.12	16:16:54.75	0	3.6s	[+36]	14°	8°
63	Tmp	174	5.925	16:17:28.32	16:17:28.92	0	0.6s	+6	15°	8°
64	Tmp	176	6.374	16:18:16.41	16:18:17.43	0	1.0s	+10	21°	8°
65	Tmp	179	6.729	16:19:02.89	16:19:04.28	0	1.4s	+14	33°	10°
66	Tmp	181	7.027	16:19:29.23	16:19:28.31	0	0.9s	-9	33°	10°

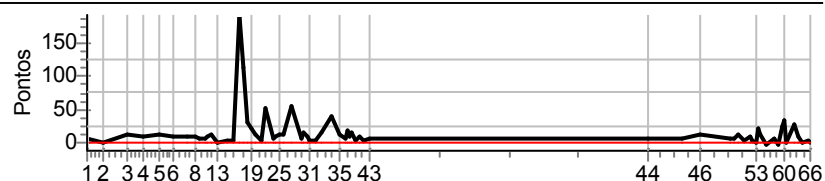
Num	248	Pen	0	PCZ	6	Total PP	415	Col. Final	10°
-----	-----	-----	---	-----	---	----------	-----	------------	-----



Performance Individual

PC	Tp	Trc	DistPC	Ideal	Passagem	Pen	Erro	Pontos	NoPC	AtePC
N	249	249 / Rafael Brochier Cardoso / Robson Roloff								
u	22°	Cat / NL / Largada JUNIOR / 91 / 09:31:00								
m		Novo Hamburgo PAJERO FULL								
PC	Tp	Trc	DistPC	Ideal	Passagem	Pen	Erro	Pontos	NoPC	AtePC
1	Tmp	4	11.209	14:45:34.68	14:45:35.30	0	0.6s	+6	25°	25°
2	Tmp	7	12.631	14:48:04.44	14:48:04.56	0	0.1s	+1	8°	14°
3	Tmp	11	14.756	14:51:54.01	14:51:55.25	0	1.2s	+12	21°	22°
4	Tmp	12	16.190	14:54:20.54	14:54:21.33	0	0.8s	+8	19°	22°
5	Tmp	15	17.631	14:56:59.84	14:57:01.11	0	1.3s	+13	30°	24°
6	Tmp	18	19.050	14:59:10.41	14:59:11.21	0	0.8s	+8	5°	21°
7	Tmp	18	20.378	15:01:23.21	15:01:24.13	0	0.9s	+9	27°	23°
8	Tmp	20	0.578	15:02:50.12	15:02:51.14	0	1.0s	+10	18°	24°
9	Tmp	22	0.868	15:03:27.04	15:03:27.69	0	0.7s	+7	27°	24°
10	Tmp	25	1.220	15:04:17.89	15:04:18.50	0	0.6s	+6	15°	22°
11	Tmp	27	1.431	15:04:46.21	15:04:47.15	0	0.9s	+9	14°	22°
12	Tmp	29	1.732	15:05:23.69	15:05:24.82	0	1.1s	+11	26°	23°
13	Tmp	33	2.138	15:06:20.98	15:06:21.03	0	0.1s	+1	11°	23°
14	Tmp	37	2.987	15:07:56.75	15:07:57.02	0	0.3s	+3	11°	22°
15	Tmp	40	3.330	15:08:55.28	15:08:55.60	0	0.3s	+3	6°	20°
16	Tmp	44	3.768	15:09:55.21	15:10:14.48	0	19.3s	[+193]	34°	19°
17	Tmp	45	4.011	15:10:27.41	15:10:38.82	0	11.4s	+114	31°	30°
18	Tmp	46	4.293	15:10:53.66	15:10:56.82	0	3.2s	+32	31°	30°
19	Tmp	52	4.676	15:11:42.81	15:11:45.04	0	2.2s	[+22]	26°	30°
20	Tmp	54	5.014	15:12:22.67	15:12:23.74	0	1.1s	+11	19°	28°
21	Tmp	57	5.380	15:13:22.01	15:13:22.21	0	0.2s	+2	9°	28°
22	Tmp	59	5.584	15:13:46.47	15:13:51.62	0	5.2s	+52	26°	28°
23	Tmp	63	6.272	15:15:15.53	15:15:16.01	0	0.5s	+5	21°	27°
24	Tmp	64	6.513	15:15:38.80	15:15:39.75	0	1.0s	+10	24°	27°
25	Tmp	69	6.777	15:16:14.54	15:16:15.81	0	1.3s	+13	24°	27°
26	Tmp	71	7.116	15:16:50.14	15:16:51.27	0	1.1s	+11	20°	27°
27	Tmp	76	7.607	15:17:53.29	15:17:58.68	0	5.4s	+54	27°	26°
28	Tmp	79	8.175	15:19:28.88	15:19:29.58	0	0.7s	+7	24°	24°
29	Tmp	81	8.470	15:19:59.86	15:20:01.27	0	1.4s	+14	18°	24°
30	Tmp	83	8.748	15:20:32.55	15:20:33.34	0	0.8s	+8	23°	24°
31	Tmp	85	8.924	15:20:51.57	15:20:51.82	0	0.3s	+3	12°	24°
32	Tmp	88	9.250	15:21:56.52	15:21:56.78	0	0.3s	+3	13°	24°
33	Tmp	90	9.588	15:22:50.16	15:22:51.75	0	1.6s	+16	24°	24°
34	Tmp	94	10.163	15:24:21.25	15:24:25.15	0	3.9s	+39	30°	25°
35	Tmp	99	10.640	15:25:42.74	15:25:43.94	0	1.2s	+12	26°	24°
36	Tmp	102	11.004	15:26:41.11	15:26:41.82	0	0.7s	+7	13°	24°
37	Tmp	104	11.145	15:27:03.24	15:27:05.04	0	1.8s	+18	22°	24°
38	Tmp	105	11.295	15:27:21.97	15:27:22.75	0	0.8s	+8	22°	24°
39	Tmp	107	11.497	15:27:43.90	15:27:45.36	0	1.5s	+15	33°	24°
40	Tmp	109	11.855	15:28:20.02	15:28:20.22	0	0.2s	+2	13°	24°
41	Tmp	110	12.079	15:28:44.93	15:28:45.72	0	0.8s	+8	25°	24°
42	Tmp	112	12.374	15:29:22.42	15:29:22.60	0	0.2s	+2	13°	24°
43	Tmp	114	12.922	15:30:34.92	15:30:35.61	0	0.7s	+7	14°	24°
44	Tmp	124	1.791	16:14:48.43	16:14:48.92	0	0.5s	+5	23°	24°
45	Tmp	129	4.728	16:20:05.31	16:20:05.80	0	0.5s	+5	22°	24°
46	Tmp	133	6.318	16:22:50.29	16:22:51.46	0	1.2s	+12	28°	25°
47	Tmp	138	0.396	16:27:42.17	16:27:42.76	0	0.6s	+6	21°	24°
48	Tmp	139	0.641	16:28:15.13	16:28:15.67	0	0.5s	+5	19°	24°
49	Tmp	142	1.113	16:29:01.69	16:29:02.92	0	1.2s	+12	25°	25°
50	Tmp	144	1.712	16:30:08.29	16:30:08.55	0	0.3s	+3	12°	25°
51	Tmp	146	2.013	16:30:47.41	16:30:48.19	0	0.8s	+8	17°	25°
52	Tmp	147	2.215	16:31:11.65	16:31:11.97	0	0.3s	+3	13°	24°
53	Tmp	149	2.498	16:31:45.28	16:31:45.19	0	0.1s	-1	10°	24°
54	Tmp	151	2.742	16:32:13.38	16:32:15.33	0	2.0s	[+20]	29°	24°
55	Tmp	153	2.945	16:32:33.71	16:32:35.01	0	1.3s	+13	19°	24°
56	Tmp	157	3.333	16:33:20.35	16:33:20.16	0	0.2s	-2	4°	24°
57	Tmp	162	4.086	16:34:48.64	16:34:49.16	0	0.5s	+5	2°	23°

PC	Tp	Trc	DistPC	Ideal	Passagem	Pen	Erro	Pontos	NoPC	AtePC
58	Tmp	164	4.357	16:35:21.96	16:35:21.69	0	0.3s	-3	14°	23°
59	Tmp	167	4.647	16:35:58.59	16:36:01.08	0	2.5s	[+25]	18°	22°
60	Tmp	169	4.926	16:36:24.56	16:36:28.09	0	3.5s	+35	27°	23°
61	Tmp	170	5.116	16:36:47.02	16:36:47.12	0	0.1s	+1	3°	22°
62	Tmp	171	5.558	16:37:51.12	16:37:54.00	0	2.9s	[+29]	8°	22°
63	Tmp	174	5.925	16:38:28.32	16:38:29.07	0	0.8s	+8	19°	23°
64	Tmp	176	6.374	16:39:16.41	16:39:16.42	0	0.0s	0	1°	22°
65	Tmp	179	6.729	16:40:02.89	16:40:03.25	0	0.4s	+4	15°	23°
66	Tmp	181	7.027	16:40:29.23	16:40:29.27	0	0.0s	0	3°	22°
Num	249	Pen	0	PCZ	2	Total PP	711	Col. Final	22°	

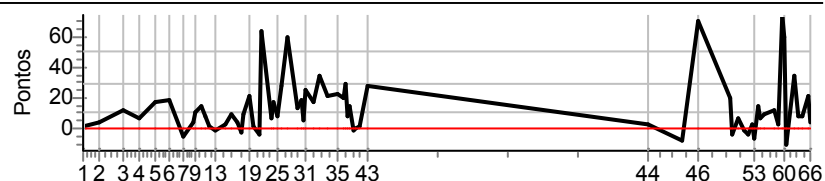


Performance Individual

PC	Tp	Trc	DistPC	Ideal	Passagem	Pen	Erro	Pontos	NoPC	AtePC
N	250	250 / Marcelo Scheidt / Mayckon (rato) Padilha								
u		Cat / NL / Largada JUNIOR / 105 / 09:45:00								
m	25°	Lages FORD RANGER V6								
PC	Tp	Trc	DistPC	Ideal	Passagem	Pen	Erro	Pontos	NoPC	AtePC
1	Tmp	4	11.209	14:59:34.68	14:59:34.79	0	0.1s	+1	3°	3°
2	Tmp	7	12.631	15:02:04.44	15:02:04.85	0	0.4s	+4	22°	12°
3	Tmp	11	14.756	15:05:54.01	15:05:55.21	0	1.2s	+12	19°	17°
4	Tmp	12	16.190	15:08:20.54	15:08:21.16	0	0.6s	+6	15°	14°
5	Tmp	15	17.631	15:10:59.84	15:11:01.58	0	1.7s	+17	35°	21°
6	Tmp	18	19.050	15:13:10.41	15:13:12.25	0	1.8s	+18	28°	25°
7	Tmp	18	20.378	15:15:23.21	15:15:22.61	0	0.6s	-6	22°	24°
8	Tmp	20	0.578	15:16:50.12	15:16:50.46	0	0.3s	+3	5°	21°
9	Tmp	22	0.868	15:17:27.04	15:17:28.02	0	1.0s	+10	29°	23°
10	Tmp	25	1.220	15:18:17.89	15:18:19.29	0	1.4s	+14	29°	24°
11	Tmp	27	1.431	15:18:46.21	15:18:46.92	0	0.7s	+7	9°	23°
12	Tmp	29	1.732	15:19:23.69	15:19:23.78	0	0.1s	+1	2°	22°
13	Tmp	33	2.138	15:20:20.98	15:20:20.83	0	0.2s	-2	15°	22°
14	Tmp	37	2.987	15:21:56.75	15:21:56.94	0	0.2s	+2	6°	21°
15	Tmp	40	3.330	15:22:55.28	15:22:56.13	0	0.9s	+9	15°	18°
16	Tmp	44	3.768	15:23:55.21	15:23:55.50	0	0.3s	+3	7°	15°
17	Tmp	45	4.011	15:24:27.41	15:24:27.09	0	0.3s	-3	9°	15°
18	Tmp	46	4.293	15:24:53.66	15:24:54.53	0	0.9s	+9	26°	16°
19	Tmp	52	4.676	15:25:42.81	15:25:44.87	0	2.1s	+21	25°	19°
20	Tmp	54	5.014	15:26:22.67	15:26:22.76	0	0.1s	+1	3°	15°
21	Tmp	57	5.380	15:27:22.01	15:27:21.66	0	0.4s	-4	13°	15°
22	Tmp	59	5.584	15:27:46.47	15:27:52.77	0	6.3s	+63	32°	15°
23	Tmp	63	6.272	15:29:15.53	15:29:16.16	0	0.6s	+6	23°	16°
24	Tmp	64	6.513	15:29:38.80	15:29:40.49	0	1.7s	+17	29°	16°
25	Tmp	69	6.777	15:30:14.54	15:30:15.26	0	0.7s	+7	11°	16°
26	Tmp	71	7.116	15:30:50.14	15:30:52.97	0	2.8s	[+28]	34°	17°
27	Tmp	76	7.607	15:31:53.29	15:31:59.18	0	5.9s	+59	28°	21°
28	Tmp	79	8.175	15:33:28.88	15:33:30.17	0	1.3s	+13	27°	21°
29	Tmp	81	8.470	15:33:59.86	15:34:01.66	0	1.8s	+18	27°	22°
30	Tmp	83	8.748	15:34:32.55	15:34:33.01	0	0.5s	+5	14°	20°
31	Tmp	85	8.924	15:34:51.57	15:34:54.02	0	2.5s	[+25]	28°	21°
32	Tmp	88	9.250	15:35:56.52	15:35:58.24	0	1.7s	+17	31°	21°
33	Tmp	90	9.588	15:36:50.16	15:36:53.51	0	3.4s	+34	30°	22°
34	Tmp	94	10.163	15:38:21.25	15:38:23.34	0	2.1s	+21	16°	22°
35	Tmp	99	10.640	15:39:42.74	15:39:44.89	0	2.2s	+22	31°	22°
36	Tmp	102	11.004	15:40:41.11	15:40:43.06	0	2.0s	+20	28°	22°
37	Tmp	104	11.145	15:41:03.24	15:41:06.09	0	2.9s	[+29]	31°	22°
38	Tmp	105	11.295	15:41:21.97	15:41:22.77	0	0.8s	+8	20°	22°
39	Tmp	107	11.497	15:41:43.90	15:41:45.34	0	1.4s	+14	32°	22°
40	Tmp	109	11.855	15:42:20.02	15:42:19.81	0	0.2s	-2	10°	22°
41	Tmp	110	12.079	15:42:44.93	15:42:44.96	0	0.0s	0	1°	22°
42	Tmp	112	12.374	15:43:22.42	15:43:22.54	0	0.1s	+1	7°	22°
43	Tmp	114	12.922	15:44:34.92	15:44:37.63	0	2.7s	[+27]	33°	22°
44	Tmp	124	1.791	16:28:48.43	16:28:48.62	0	0.2s	+2	8°	22°
45	Tmp	129	4.728	16:34:05.31	16:34:04.38	0	0.9s	-9	31°	22°
46	Tmp	133	6.318	16:36:50.29	16:36:57.32	0	7.0s	+70	35°	23°
47	Tmp	138	0.396	16:41:42.17	16:41:44.17	0	2.0s	+20	34°	23°
48	Tmp	139	0.641	16:42:15.13	16:42:14.67	0	0.5s	-5	18°	23°
49	Tmp	142	1.113	16:43:01.69	16:43:02.33	0	0.6s	+6	12°	23°
50	Tmp	144	1.712	16:44:08.29	16:44:08.14	0	0.2s	-2	8°	23°
51	Tmp	146	2.013	16:44:47.41	16:44:46.98	0	0.4s	-4	9°	22°
52	Tmp	147	2.215	16:45:11.65	16:45:11.85	0	0.2s	+2	7°	22°
53	Tmp	149	2.498	16:45:45.28	16:45:44.58	0	0.7s	-7	27°	22°
54	Tmp	151	2.742	16:46:13.38	16:46:14.82	0	1.4s	+14	11°	22°
55	Tmp	153	2.945	16:46:33.71	16:46:34.35	0	0.6s	+6	6°	22°
56	Tmp	157	3.333	16:47:20.35	16:47:21.29	0	0.9s	+9	14°	22°
57	Tmp	162	4.086	16:48:48.64	16:48:49.87	0	1.2s	+12	12°	22°

PC	Tp	Trc	DistPC	Ideal	Passagem	Pen	Erro	Pontos	NoPC	AtePC
58	Tmp	164	4.357	16:49:21.96	16:49:22.15	0	0.2s	+2	8°	22°
59	Tmp	167	4.647	16:49:58.59	16:50:05.96	0	7.4s	[+74]	33°	23°
60	Tmp	169	4.926	16:50:24.56	16:50:30.43	0	5.9s	+59	31°	25°
61	Tmp	170	5.116	16:50:47.02	16:50:45.89	0	1.1s	-11	17°	24°
62	Tmp	171	5.558	16:51:51.12	16:51:54.52	0	3.4s	+34	11°	24°
63	Tmp	174	5.925	16:52:28.32	16:52:29.04	0	0.7s	+7	16°	24°
64	Tmp	176	6.374	16:53:16.41	16:53:17.12	0	0.7s	+7	12°	24°
65	Tmp	179	6.729	16:54:02.89	16:54:04.98	0	2.1s	+21	35°	25°
66	Tmp	181	7.027	16:54:29.23	16:54:29.66	0	0.4s	+4	23°	25°

Num	250	Pen	0	PCZ	1	Total PP	793	Col. Final	25°
-----	-----	-----	---	-----	---	----------	-----	------------	-----

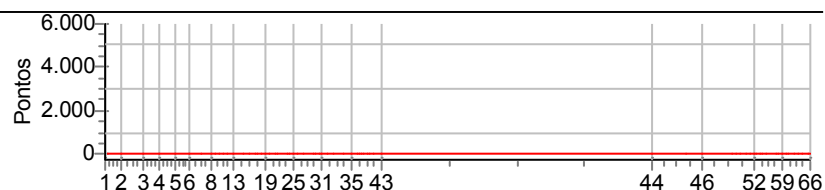


Performance Individual

PC	Tp	Trc	DistPC	Ideal	Passagem	Pen	Erro	Pontos	NoPC	AtePC
N u m	301	301 / Rogerio Chini / Rogerio Chini								
		Cat / NL / Largada JEEP / 116 / 09:56:00								
		Toledo CEU								
PC	Tp	Trc	DistPC	Ideal	Passagem	Pen	Erro	Pontos	NoPC	AtePC
1	Tmp	4	11.209	15:10:34.68	--:--:--	0		+6000	6°	6°
2	Tmp	7	12.631	15:13:04.44	--:--:--	0		+6000	6°	6°
3	Tmp	11	14.756	15:16:54.01	--:--:--	0		+6000	6°	6°
4	Tmp	12	16.190	15:19:20.54	--:--:--	0		+6000	6°	6°
5	Tmp	15	17.631	15:21:59.84	--:--:--	0		+6000	6°	6°
6	Tmp	18	19.050	15:24:10.41	--:--:--	0		+6000	6°	6°
7	Tmp	18	20.378	15:26:23.21	--:--:--	0		+6000	6°	6°
8	Tmp	20	0.578	15:27:50.12	--:--:--	0		+6000	6°	6°
9	Tmp	22	0.868	15:28:27.04	--:--:--	0		+6000	6°	6°
10	Tmp	25	1.220	15:29:17.89	--:--:--	0		+6000	6°	6°
11	Tmp	27	1.431	15:29:46.21	--:--:--	0		+6000	6°	6°
12	Tmp	29	1.732	15:30:23.69	--:--:--	0		+6000	6°	6°
13	Tmp	33	2.138	15:31:20.98	--:--:--	0		+6000	6°	6°
14	Tmp	37	2.987	15:32:56.75	--:--:--	0		+6000	6°	6°
15	Tmp	40	3.330	15:33:55.28	--:--:--	0		+6000	6°	6°
16	Tmp	44	3.768	15:34:55.21	--:--:--	0		+6000	6°	6°
17	Tmp	45	4.011	15:35:27.41	--:--:--	0		+6000	6°	6°
18	Tmp	46	4.293	15:35:53.66	--:--:--	0		+6000	6°	6°
19	Tmp	52	4.676	15:36:42.81	--:--:--	0		+6000	6°	6°
20	Tmp	54	5.014	15:37:22.67	--:--:--	0		+6000	6°	6°
21	Tmp	57	5.380	15:38:22.01	--:--:--	0		+6000	6°	6°
22	Tmp	59	5.584	15:38:46.47	--:--:--	0		+6000	6°	6°
23	Tmp	63	6.272	15:40:15.53	--:--:--	0		+6000	6°	6°
24	Tmp	64	6.513	15:40:38.80	--:--:--	0		+6000	6°	6°
25	Tmp	69	6.777	15:41:14.54	--:--:--	0		+6000	6°	6°
26	Tmp	71	7.116	15:41:50.14	--:--:--	0		+6000	6°	6°
27	Tmp	76	7.607	15:42:53.29	--:--:--	0		+6000	6°	6°
28	Tmp	79	8.175	15:44:28.88	--:--:--	0		+6000	6°	6°
29	Tmp	81	8.470	15:44:59.86	--:--:--	0		+6000	6°	6°
30	Tmp	83	8.748	15:45:32.55	--:--:--	0		+6000	6°	6°
31	Tmp	85	8.924	15:45:51.57	--:--:--	0		+6000	6°	6°
32	Tmp	88	9.250	15:46:56.52	--:--:--	0		+6000	6°	6°
33	Tmp	90	9.588	15:47:50.16	--:--:--	0		+6000	6°	6°
34	Tmp	94	10.163	15:49:21.25	--:--:--	0		+6000	6°	6°
35	Tmp	99	10.640	15:50:42.74	--:--:--	0		+6000	6°	6°
36	Tmp	102	11.004	15:51:41.11	--:--:--	0		+6000	6°	6°
37	Tmp	104	11.145	15:52:03.24	--:--:--	0		+6000	6°	6°
38	Tmp	105	11.295	15:52:21.97	--:--:--	0		+6000	6°	6°
39	Tmp	107	11.497	15:52:43.90	--:--:--	0		+6000	6°	6°
40	Tmp	109	11.855	15:53:20.02	--:--:--	0		+6000	6°	6°
41	Tmp	110	12.079	15:53:44.93	--:--:--	0		+6000	6°	6°
42	Tmp	112	12.374	15:54:22.42	--:--:--	0		+6000	6°	6°
43	Tmp	114	12.922	15:55:34.92	--:--:--	0		+6000	6°	6°
44	Tmp	124	1.791	16:39:48.43	--:--:--	0		+6000	6°	6°
45	Tmp	129	4.728	16:45:05.31	--:--:--	0		+6000	6°	6°
46	Tmp	133	6.318	16:47:50.29	--:--:--	0		+6000	6°	6°
47	Tmp	138	0.396	16:52:42.17	--:--:--	0		+6000	6°	6°
48	Tmp	139	0.641	16:53:15.13	--:--:--	0		+6000	6°	6°
49	Tmp	142	1.113	16:54:01.69	--:--:--	0		+6000	6°	6°
50	Tmp	144	1.712	16:55:08.29	--:--:--	0		+6000	6°	6°
51	Tmp	146	2.013	16:55:47.41	--:--:--	0		+6000	6°	6°
52	Tmp	147	2.215	16:56:11.65	--:--:--	0		+6000	6°	6°
53	Tmp	149	2.498	16:56:45.28	--:--:--	0		+6000	6°	6°
54	Tmp	151	2.742	16:57:13.38	--:--:--	0		+6000	6°	6°
55	Tmp	153	2.945	16:57:33.71	--:--:--	0		+6000	6°	6°
56	Tmp	157	3.333	16:58:20.35	--:--:--	0		+6000	6°	6°
57	Tmp	162	4.086	16:59:48.64	--:--:--	0		+6000	6°	6°

PC	Tp	Trc	DistPC	Ideal	Passagem	Pen	Erro	Pontos	NoPC	AtePC
58	Tmp	164	4.357	17:00:21.96	--:--:--	0		+6000	6°	6°
59	Tmp	167	4.647	17:00:58.59	--:--:--	0		+6000	6°	6°
60	Tmp	169	4.926	17:01:24.56	--:--:--	0		+6000	6°	6°
61	Tmp	170	5.116	17:01:47.02	--:--:--	0		+6000	6°	6°
62	Tmp	171	5.558	17:02:51.12	--:--:--	0		+6000	6°	6°
63	Tmp	174	5.925	17:03:28.32	--:--:--	0		+6000	6°	6°
64	Tmp	176	6.374	17:04:16.41	--:--:--	0		+6000	6°	6°
65	Tmp	179	6.729	17:05:02.89	--:--:--	0		+6000	6°	6°
66	Tmp	181	7.027	17:05:29.23	--:--:--	0		+6000	6°	6°

Num	301	Pen	0	PCZ	0	Total PP	396000	Col. Final	NC
------------	------------	------------	----------	------------	----------	-----------------	---------------	-------------------	-----------

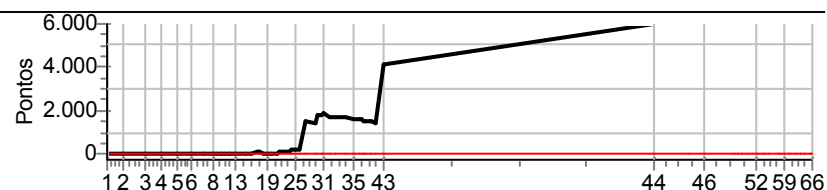


Performance Individual

PC	Tp	Trc	DistPC	Ideal	Passagem	Pen	Erro	Pontos	NoPC	AtePC
N	302	302 / Kassiano Kerber / Francisco Domingos Sette								
u		Cat / NL / Largada JEEP / 120 / 10:00:00								
m	4º	Ouro JEEP WILLYS								
PC	Tp	Trc	DistPC	Ideal	Passagem	Pen	Erro	Pontos	NoPC	AtePC
1	Tmp	4	11.209	15:14:34.68	15:14:35.79	0	1.1s	+11	4º	4º
2	Tmp	7	12.631	15:17:04.44	15:17:04.64	0	0.2s	+2	1º	2º
3	Tmp	11	14.756	15:20:54.01	15:20:55.82	0	1.8s	[+18]	4º	4º
4	Tmp	12	16.190	15:23:20.54	15:23:21.77	0	1.2s	+12	2º	4º
5	Tmp	15	17.631	15:25:59.84	15:26:01.37	0	1.5s	+15	4º	4º
6	Tmp	18	19.050	15:28:10.41	15:28:12.83	0	2.4s	[+24]	2º	4º
7	Tmp	18	20.378	15:30:23.21	15:30:23.84	0	0.6s	+6	1º	3º
8	Tmp	20	0.578	15:31:50.12	15:31:54.06	0	3.9s	+39	4º	4º
9	Tmp	22	0.868	15:32:27.04	15:32:27.28	0	0.2s	+2	4º	4º
10	Tmp	25	1.220	15:33:17.89	15:33:19.06	0	1.2s	+12	4º	4º
11	Tmp	27	1.431	15:33:46.21	15:33:47.50	0	1.3s	+13	1º	4º
12	Tmp	29	1.732	15:34:23.69	15:34:23.12	0	0.6s	-6	2º	4º
13	Tmp	33	2.138	15:35:20.98	15:35:21.29	0	0.3s	+3	1º	3º
14	Tmp	37	2.987	15:36:56.75	15:36:58.48	0	1.7s	+17	2º	3º
15	Tmp	40	3.330	15:37:55.28	15:37:57.12	0	1.8s	[+18]	3º	3º
16	Tmp	44	3.768	15:38:55.21	15:39:00.48	0	5.3s	+53	2º	3º
17	Tmp	45	4.011	15:39:27.41	15:39:32.01	0	4.6s	+46	2º	2º
18	Tmp	46	4.293	15:39:53.66	15:39:56.48	0	2.8s	[+28]	3º	3º
19	Tmp	52	4.676	15:40:42.81	15:40:46.74	0	3.9s	+39	1º	3º
20	Tmp	54	5.014	15:41:22.67	15:41:23.57	0	0.9s	+9	1º	3º
21	Tmp	57	5.380	15:42:22.01	15:42:23.29	0	1.3s	+13	3º	3º
22	Tmp	59	5.584	15:42:46.47	15:42:57.48	0	11.0s	+110	2º	3º
23	Tmp	63	6.272	15:44:15.53	15:44:28.64	0	13.1s	+131	3º	3º
24	Tmp	64	6.513	15:44:38.80	15:44:55.97	0	17.2s	+172	4º	3º
25	Tmp	69	6.777	15:45:14.54	15:45:35.50	0	21.0s	+210	4º	3º
26	Tmp	71	7.116	15:45:50.14	15:46:07.95	0	17.8s	+178	4º	3º
27	Tmp	76	7.607	15:46:53.29	15:49:27.16	0	2m33s	+1539	3º	3º
28	Tmp	79	8.175	15:48:28.88	15:50:51.65	0	2m22s	+1428	3º	3º
29	Tmp	81	8.470	15:48:59.86	15:51:53.36	0	2m53s	+1735	3º	3º
30	Tmp	83	8.748	15:49:32.55	15:52:27.64	0	2m55s	+1751	3º	3º
31	Tmp	85	8.924	15:49:51.57	15:52:54.39	0	3m02s	+1828	3º	3º
32	Tmp	88	9.250	15:50:56.52	15:53:41.95	0	2m45s	+1654	3º	3º
33	Tmp	90	9.588	15:51:50.16	15:54:39.97	0	2m49s	+1698	3º	3º
34	Tmp	94	10.163	15:53:21.25	15:56:08.75	0	2m47s	+1675	3º	3º
35	Tmp	99	10.640	15:54:42.74	15:57:17.01	0	2m34s	+1543	3º	3º
36	Tmp	102	11.004	15:55:41.11	15:58:19.01	0	2m37s	+1579	4º	3º
37	Tmp	104	11.145	15:56:03.24	15:58:39.74	0	2m36s	+1565	4º	3º
38	Tmp	105	11.295	15:56:21.97	15:58:54.30	0	2m32s	+1523	4º	3º
39	Tmp	107	11.497	15:56:43.90	15:59:14.22	0	2m30s	+1503	4º	3º
40	Tmp	109	11.855	15:57:20.02	15:59:50.43	0	2m30s	+1504	4º	3º
41	Tmp	110	12.079	15:57:44.93	16:00:13.98	0	2m29s	+1491	4º	3º
42	Tmp	112	12.374	15:58:22.42	16:00:45.48	0	2m23s	+1431	4º	3º
43	Tmp	114	12.922	15:59:34.92	16:06:24.36	0	6m49s	[+4094]	4º	3º
44	Tmp	124	1.791	16:43:48.43	--:--:--	0		+6000	5º	4º
45	Tmp	129	4.728	16:49:05.31	--:--:--	0		+6000	5º	4º
46	Tmp	133	6.318	16:51:50.29	--:--:--	0		+6000	5º	4º
47	Tmp	138	0.396	16:56:42.17	--:--:--	0		+6000	5º	4º
48	Tmp	139	0.641	16:57:15.13	--:--:--	0		+6000	5º	4º
49	Tmp	142	1.113	16:58:01.69	--:--:--	0		+6000	5º	4º
50	Tmp	144	1.712	16:59:08.29	--:--:--	0		+6000	5º	4º
51	Tmp	146	2.013	16:59:47.41	--:--:--	0		+6000	5º	4º
52	Tmp	147	2.215	17:00:11.65	--:--:--	0		+6000	5º	4º
53	Tmp	149	2.498	17:00:45.28	--:--:--	0		+6000	5º	4º
54	Tmp	151	2.742	17:01:13.38	--:--:--	0		+6000	5º	4º
55	Tmp	153	2.945	17:01:33.71	--:--:--	0		+6000	5º	4º
56	Tmp	157	3.333	17:02:20.35	--:--:--	0		+6000	5º	4º
57	Tmp	162	4.086	17:03:48.64	--:--:--	0		+6000	5º	4º

PC	Tp	Trc	DistPC	Ideal	Passagem	Pen	Erro	Pontos	NoPC	AtePC
58	Tmp	164	4.357	17:04:21.96	--:--:--	0		+6000	5º	4º
59	Tmp	167	4.647	17:04:58.59	--:--:--	0		+6000	5º	4º
60	Tmp	169	4.926	17:05:24.56	--:--:--	0		+6000	5º	4º
61	Tmp	170	5.116	17:05:47.02	--:--:--	0		+6000	5º	4º
62	Tmp	171	5.558	17:06:51.12	--:--:--	0		+6000	5º	4º
63	Tmp	174	5.925	17:07:28.32	--:--:--	0		+6000	5º	4º
64	Tmp	176	6.374	17:08:16.41	--:--:--	0		+6000	5º	4º
65	Tmp	179	6.729	17:09:02.89	--:--:--	0		+6000	5º	4º
66	Tmp	181	7.027	17:09:29.23	--:--:--	0		+6000	5º	4º

Num	302	Pen	0	PCZ	0	Total PP	164546	Col. Final	4º
-----	-----	-----	---	-----	---	----------	--------	------------	----

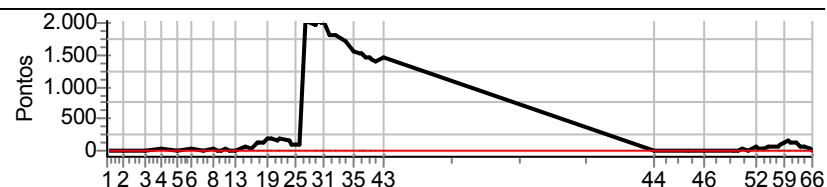


Performance Individual

PC	Tp	Trc	DistPC	Ideal	Passagem	Pen	Erro	Pontos	NoPC	AtePC
N	305	305 / Devarlei Kuhn / Evandro Mioto								
u		Cat / NL / Largada JEEP / 119 / 09:59:00								
m	3°	Cascavel JEEP								
PC	Tp	Trc	DistPC	Ideal	Passagem	Pen	Erro	Pontos	NoPC	AtePC
1	Tmp	4	11.209	15:13:34.68	15:13:35.03	0	0.4s	+4	3°	3°
2	Tmp	7	12.631	15:16:04.44	15:16:04.94	0	0.5s	+5	3°	4°
3	Tmp	11	14.756	15:19:54.01	15:19:55.44	0	1.4s	+14	3°	3°
4	Tmp	12	16.190	15:22:20.54	15:22:22.32	0	1.8s	+18	4°	3°
5	Tmp	15	17.631	15:24:59.84	15:25:00.75	0	0.9s	+9	1°	3°
6	Tmp	18	19.050	15:27:10.41	15:27:13.67	0	3.3s	+33	4°	3°
7	Tmp	18	20.378	15:29:23.21	15:29:24.63	0	1.4s	+14	3°	4°
8	Tmp	20	0.578	15:30:50.12	15:30:52.12	0	2.0s	[+20]	3°	3°
9	Tmp	22	0.868	15:31:27.04	15:31:27.03	0	0.0s	0	1°	3°
10	Tmp	25	1.220	15:32:17.89	15:32:18.98	0	1.1s	+11	2°	3°
11	Tmp	27	1.431	15:32:46.21	15:32:47.67	0	1.5s	+15	2°	3°
12	Tmp	29	1.732	15:33:23.69	15:33:24.59	0	0.9s	+9	3°	3°
13	Tmp	33	2.138	15:34:20.98	15:34:21.60	0	0.6s	+6	4°	4°
14	Tmp	37	2.987	15:35:56.75	15:36:01.77	0	5.0s	+50	4°	4°
15	Tmp	40	3.330	15:36:55.28	15:36:56.84	0	1.6s	+16	2°	4°
16	Tmp	44	3.768	15:37:55.21	15:38:08.50	0	13.3s	+133	4°	4°
17	Tmp	45	4.011	15:38:27.41	15:38:41.44	0	14.0s	+140	4°	4°
18	Tmp	46	4.293	15:38:53.66	15:39:04.86	0	11.2s	+112	4°	4°
19	Tmp	52	4.676	15:39:42.81	15:40:01.09	0	18.3s	+183	4°	4°
20	Tmp	54	5.014	15:40:22.67	15:40:41.44	0	18.8s	+188	4°	4°
21	Tmp	57	5.380	15:41:22.01	15:41:36.64	0	14.6s	+146	4°	4°
22	Tmp	59	5.584	15:41:46.47	15:42:05.87	0	19.4s	+194	4°	4°
23	Tmp	63	6.272	15:43:15.53	15:43:29.89	0	14.4s	+144	4°	4°
24	Tmp	64	6.513	15:43:38.80	15:43:49.05	0	10.3s	+103	2°	4°
25	Tmp	69	6.777	15:44:14.54	15:44:22.60	0	8.1s	+81	3°	4°
26	Tmp	71	7.116	15:44:50.14	15:44:59.23	0	9.1s	+91	3°	4°
27	Tmp	76	7.607	15:45:53.29	15:49:17.10	0	3m23s	[+2038]	4°	4°
28	Tmp	79	8.175	15:47:28.88	15:50:46.99	0	3m18s	+1981	4°	4°
29	Tmp	81	8.470	15:47:59.86	15:51:22.33	0	3m22s	+2025	4°	4°
30	Tmp	83	8.748	15:48:32.55	15:51:53.20	0	3m20s	+2007	4°	4°
31	Tmp	85	8.924	15:48:51.57	15:52:15.01	0	3m23s	+2034	4°	4°
32	Tmp	88	9.250	15:49:56.52	15:52:59.36	0	3m02s	+1828	4°	4°
33	Tmp	90	9.588	15:50:50.16	15:53:50.82	0	3m00s	+1807	4°	4°
34	Tmp	94	10.163	15:52:21.25	15:55:13.01	0	2m51s	+1718	4°	4°
35	Tmp	99	10.640	15:53:42.74	15:56:17.76	0	2m35s	+1550	4°	4°
36	Tmp	102	11.004	15:54:41.11	15:57:14.03	0	2m32s	+1529	3°	4°
37	Tmp	104	11.145	15:55:03.24	15:57:35.64	0	2m32s	+1524	3°	4°
38	Tmp	105	11.295	15:55:21.97	15:57:51.05	0	2m29s	+1491	3°	4°
39	Tmp	107	11.497	15:55:43.90	15:58:10.41	0	2m26s	+1465	3°	4°
40	Tmp	109	11.855	15:56:20.02	15:58:46.55	0	2m26s	+1465	3°	4°
41	Tmp	110	12.079	15:56:44.93	15:59:07.42	0	2m22s	+1425	3°	4°
42	Tmp	112	12.374	15:57:22.42	15:59:42.30	0	2m19s	+1399	3°	4°
43	Tmp	114	12.922	15:58:34.92	16:00:59.87	0	2m25s	+1450	3°	4°
44	Tmp	124	1.791	16:42:48.43	16:42:48.38	0	0.1s	-1	2°	3°
45	Tmp	129	4.728	16:48:05.31	16:48:05.31	0	0.0s	0	1°	3°
46	Tmp	133	6.318	16:50:50.29	16:50:51.44	0	1.2s	+12	2°	3°
47	Tmp	138	0.396	16:55:42.17	16:55:42.74	0	0.6s	+6	1°	3°
48	Tmp	139	0.641	16:56:15.13	16:56:15.80	0	0.7s	+7	2°	3°
49	Tmp	142	1.113	16:57:01.69	16:57:03.54	0	1.9s	+19	3°	3°
50	Tmp	144	1.712	16:58:08.29	16:58:09.22	0	0.9s	+9	2°	3°
51	Tmp	146	2.013	16:58:47.41	16:58:51.04	0	3.6s	+36	3°	3°
52	Tmp	147	2.215	16:59:11.65	16:59:16.54	0	4.9s	+49	3°	3°
53	Tmp	149	2.498	16:59:45.28	16:59:47.90	0	2.6s	[+26]	3°	3°
54	Tmp	151	2.742	17:00:13.38	17:00:15.16	0	1.8s	+18	3°	3°
55	Tmp	153	2.945	17:00:33.71	17:00:36.64	0	2.9s	[+29]	3°	3°
56	Tmp	157	3.333	17:01:20.35	17:01:27.06	0	6.7s	+67	3°	3°
57	Tmp	162	4.086	17:02:48.64	17:02:54.96	0	6.3s	+63	3°	3°

PC	Tp	Trc	DistPC	Ideal	Passagem	Pen	Erro	Pontos	NoPC	AtePC
58	Tmp	164	4.357	17:03:21.96	17:03:31.58	0	9.6s	+96	3°	3°
59	Tmp	167	4.647	17:03:58.59	17:04:11.30	0	12.7s	+127	3°	3°
60	Tmp	169	4.926	17:04:24.56	17:04:39.01	0	14.5s	+145	3°	3°
61	Tmp	170	5.116	17:04:47.02	17:04:58.77	0	11.8s	+118	3°	3°
62	Tmp	171	5.558	17:05:51.12	17:06:02.98	0	11.9s	+119	3°	3°
63	Tmp	174	5.925	17:06:28.32	17:06:36.09	0	7.8s	+78	3°	3°
64	Tmp	176	6.374	17:07:16.41	17:07:23.18	0	6.8s	+68	3°	3°
65	Tmp	179	6.729	17:08:02.89	17:08:04.91	0	2.0s	[+20]	3°	3°
66	Tmp	181	7.027	17:08:29.23	17:08:29.39	0	0.2s	+2	2°	3°

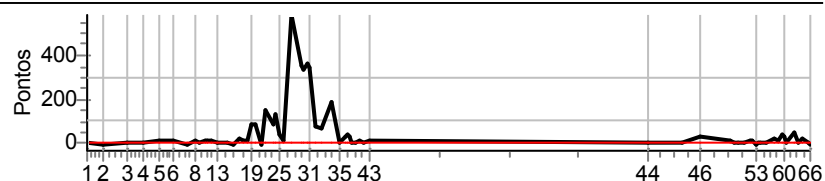
Num	305	Pen	0	PCZ	2	Total PP	29457	Col. Final	3°
-----	-----	-----	---	-----	---	----------	-------	------------	----



Performance Individual

PC	Tp	Trc	DistPC	Ideal	Passagem	Pen	Erro	Pontos	NoPC	AtePC
N	306	306 / Rogerio Acunha / Gustavo do Amaral Plieski								
u		Cat / NL / Largada JEEP / 118 / 09:58:00								
m	1º	Concordia FORD F 75								
PC	Tp	Trc	DistPC	Ideal	Passagem	Pen	Erro	Pontos	NoPC	AtePC
1	Tmp	4	11.209	15:12:34.68	15:12:34.58	0	0.1s	-1	1º	1º
2	Tmp	7	12.631	15:15:04.44	15:15:04.05	0	0.4s	-4	2º	1º
3	Tmp	11	14.756	15:18:54.01	15:18:54.44	0	0.4s	+4	1º	1º
4	Tmp	12	16.190	15:21:20.54	15:21:20.95	0	0.4s	+4	1º	1º
5	Tmp	15	17.631	15:23:59.84	15:24:01.23	0	1.4s	+14	3º	1º
6	Tmp	18	19.050	15:26:10.41	15:26:11.42	0	1.0s	+10	1º	1º
7	Tmp	18	20.378	15:28:23.21	15:28:22.47	0	0.7s	-7	2º	1º
8	Tmp	20	0.578	15:29:50.12	15:29:51.44	0	1.3s	+13	2º	1º
9	Tmp	22	0.868	15:30:27.04	15:30:27.14	0	0.1s	+1	3º	1º
10	Tmp	25	1.220	15:31:17.89	15:31:18.96	0	1.1s	+11	3º	1º
11	Tmp	27	1.431	15:31:46.21	15:31:47.77	0	1.6s	+16	4º	1º
12	Tmp	29	1.732	15:32:23.69	15:32:25.21	0	1.5s	+15	4º	1º
13	Tmp	33	2.138	15:33:20.98	15:33:21.32	0	0.3s	+3	2º	1º
14	Tmp	37	2.987	15:34:56.75	15:34:57.23	0	0.5s	+5	1º	1º
15	Tmp	40	3.330	15:35:55.28	15:35:54.78	0	0.5s	-5	1º	1º
16	Tmp	44	3.768	15:36:55.21	15:36:57.10	0	1.9s	+19	1º	1º
17	Tmp	45	4.011	15:37:27.41	15:37:28.13	0	0.7s	+7	1º	1º
18	Tmp	46	4.293	15:37:53.66	15:37:54.52	0	0.9s	+9	2º	1º
19	Tmp	52	4.676	15:38:42.81	15:38:51.60	0	8.8s	+88	3º	1º
20	Tmp	54	5.014	15:39:22.67	15:39:30.91	0	8.2s	+82	3º	1º
21	Tmp	57	5.380	15:40:22.01	15:40:21.65	0	0.4s	-4	1º	1º
22	Tmp	59	5.584	15:40:46.47	15:41:01.10	0	14.6s	+146	3º	1º
23	Tmp	63	6.272	15:42:15.53	15:42:24.30	0	8.8s	+88	2º	2º
24	Tmp	64	6.513	15:42:38.80	15:42:52.00	0	13.2s	+132	3º	2º
25	Tmp	69	6.777	15:43:14.54	15:43:18.44	0	3.9s	+39	2º	2º
26	Tmp	71	7.116	15:43:50.14	15:43:51.68	0	1.5s	+15	2º	2º
27	Tmp	76	7.607	15:44:53.29	15:45:51.54	0	58.3s	[+583]	1º	2º
28	Tmp	79	8.175	15:46:28.88	15:47:04.48	0	35.6s	+356	1º	1º
29	Tmp	81	8.470	15:46:59.86	15:47:32.97	0	33.1s	+331	1º	1º
30	Tmp	83	8.748	15:47:32.55	15:48:08.63	0	36.1s	+361	1º	1º
31	Tmp	85	8.924	15:47:51.57	15:48:25.65	0	34.1s	+341	1º	1º
32	Tmp	88	9.250	15:48:56.52	15:49:04.44	0	7.9s	+79	1º	1º
33	Tmp	90	9.588	15:49:50.16	15:49:56.54	0	6.4s	+64	1º	1º
34	Tmp	94	10.163	15:51:21.25	15:51:40.33	0	19.1s	+191	1º	1º
35	Tmp	99	10.640	15:52:42.74	15:52:42.53	0	0.2s	-2	1º	1º
36	Tmp	102	11.004	15:53:41.11	15:53:44.00	0	2.9s	[+29]	2º	1º
37	Tmp	104	11.145	15:54:03.24	15:54:06.73	0	3.5s	+35	2º	1º
38	Tmp	105	11.295	15:54:21.97	15:54:24.72	0	2.8s	[+28]	2º	1º
39	Tmp	107	11.497	15:54:43.90	15:54:44.52	0	0.6s	+6	1º	1º
40	Tmp	109	11.855	15:55:20.02	15:55:20.52	0	0.5s	+5	1º	1º
41	Tmp	110	12.079	15:55:44.93	15:55:45.60	0	0.7s	+7	1º	1º
42	Tmp	112	12.374	15:56:22.42	15:56:23.06	0	0.6s	+6	1º	1º
43	Tmp	114	12.922	15:57:34.92	15:57:36.43	0	1.5s	+15	1º	1º
44	Tmp	124	1.791	16:41:48.43	16:41:48.39	0	0.0s	0	1º	1º
45	Tmp	129	4.728	16:47:05.31	16:47:05.40	0	0.1s	+1	2º	1º
46	Tmp	133	6.318	16:49:50.29	16:49:53.18	0	2.9s	[+29]	3º	1º
47	Tmp	138	0.396	16:54:42.17	16:54:42.84	0	0.7s	+7	2º	1º
48	Tmp	139	0.641	16:55:15.13	16:55:14.96	0	0.2s	-2	1º	1º
49	Tmp	142	1.113	16:56:01.69	16:56:01.85	0	0.2s	+2	1º	1º
50	Tmp	144	1.712	16:57:08.29	16:57:08.17	0	0.1s	-1	1º	1º
51	Tmp	146	2.013	16:57:47.41	16:57:48.41	0	1.0s	+10	1º	1º
52	Tmp	147	2.215	16:58:11.65	16:58:12.39	0	0.7s	+7	1º	1º
53	Tmp	149	2.498	16:58:45.28	16:58:44.97	0	0.3s	-3	1º	1º
54	Tmp	151	2.742	16:59:13.38	16:59:13.75	0	0.4s	+4	1º	1º
55	Tmp	153	2.945	16:59:33.71	16:59:34.22	0	0.5s	+5	1º	1º
56	Tmp	157	3.333	17:00:20.35	17:00:20.58	0	0.2s	+2	1º	1º
57	Tmp	162	4.086	17:01:48.64	17:01:51.11	0	2.5s	[+25]	1º	1º

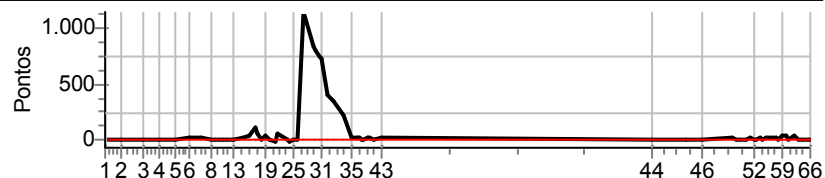
PC	Tp	Trc	DistPC	Ideal	Passagem	Pen	Erro	Pontos	NoPC	AtePC
58	Tmp	164	4.357	17:02:21.96	17:02:23.27	0	1.3s	+13	2º	1º
59	Tmp	167	4.647	17:02:58.59	17:03:02.39	0	3.8s	+38	1º	1º
60	Tmp	169	4.926	17:03:24.56	17:03:27.88	0	3.3s	+33	1º	1º
61	Tmp	170	5.116	17:03:47.02	17:03:47.21	0	0.2s	+2	2º	1º
62	Tmp	171	5.558	17:04:51.12	17:04:55.55	0	4.4s	+44	2º	1º
63	Tmp	174	5.925	17:05:28.32	17:05:28.86	0	0.5s	+5	1º	1º
64	Tmp	176	6.374	17:06:16.41	17:06:18.71	0	2.3s	+23	2º	1º
65	Tmp	179	6.729	17:07:02.89	17:07:03.18	0	0.3s	+3	1º	1º
66	Tmp	181	7.027	17:07:29.23	17:07:28.70	0	0.5s	-5	3º	1º
Num	306	Pen	0	PCZ	1	Total PP	2751	Col. Final	1º	



Performance Individual

PC	Tp	Trc	DistPC	Ideal	Passagem	Pen	Erro	Pontos	NoPC	AtePC
N	307	307 / Marcos Osires Nunes / Marcos Vinicius Nunes								
u		Cat / NL / Largada JEEP / 117 / 09:57:00								
m	2º	Curitiba JEEP								
PC	Tp	Trc	DistPC	Ideal	Passagem	Pen	Erro	Pontos	NoPC	AtePC
1	Tmp	4	11.209	15:11:34.68	15:11:34.95	0	0.3s	+3	2º	2º
2	Tmp	7	12.631	15:14:04.44	15:14:04.98	0	0.5s	+5	4º	3º
3	Tmp	11	14.756	15:17:54.01	15:17:55.31	0	1.3s	+13	2º	2º
4	Tmp	12	16.190	15:20:20.54	15:20:21.88	0	1.3s	+13	3º	2º
5	Tmp	15	17.631	15:22:59.84	15:23:00.85	0	1.0s	+10	2º	2º
6	Tmp	18	19.050	15:25:10.41	15:25:12.77	0	2.4s	+24	3º	2º
7	Tmp	18	20.378	15:27:23.21	15:27:24.82	0	1.6s	+16	4º	2º
8	Tmp	20	0.578	15:28:50.12	15:28:50.71	0	0.6s	+6	1º	2º
9	Tmp	22	0.868	15:29:27.04	15:29:27.00	0	0.0s	0	2º	2º
10	Tmp	25	1.220	15:30:17.89	15:30:18.59	0	0.7s	+7	1º	2º
11	Tmp	27	1.431	15:30:46.21	15:30:47.68	0	1.5s	+15	3º	2º
12	Tmp	29	1.732	15:31:23.69	15:31:24.14	0	0.5s	+5	1º	2º
13	Tmp	33	2.138	15:32:20.98	15:32:21.23	0	0.3s	+3	3º	2º
14	Tmp	37	2.987	15:33:56.75	15:33:59.58	0	2.8s	[+28]	3º	2º
15	Tmp	40	3.330	15:34:55.28	15:34:59.39	0	4.1s	+41	4º	2º
16	Tmp	44	3.768	15:35:55.21	15:36:06.35	0	11.1s	+111	3º	2º
17	Tmp	45	4.011	15:36:27.41	15:36:33.35	0	5.9s	+59	3º	3º
18	Tmp	46	4.293	15:36:53.66	15:36:53.64	0	0.0s	0	1º	2º
19	Tmp	52	4.676	15:37:42.81	15:37:47.38	0	4.6s	+46	2º	2º
20	Tmp	54	5.014	15:38:22.67	15:38:24.00	0	1.3s	+13	2º	2º
21	Tmp	57	5.380	15:39:22.01	15:39:20.92	0	1.1s	-11	2º	2º
22	Tmp	59	5.584	15:39:46.47	15:39:53.12	0	6.7s	+67	1º	2º
23	Tmp	63	6.272	15:41:15.53	15:41:15.46	0	0.1s	-1	1º	1º
24	Tmp	64	6.513	15:41:38.80	15:41:38.07	0	0.7s	-7	1º	1º
25	Tmp	69	6.777	15:42:14.54	15:42:15.42	0	0.9s	+9	1º	1º
26	Tmp	71	7.116	15:42:50.14	15:42:51.35	0	1.2s	+12	1º	1º
27	Tmp	76	7.607	15:43:53.29	15:45:47.22	0	1m53s	[+1139]	2º	1º
28	Tmp	79	8.175	15:45:28.88	15:46:51.70	0	1m22s	+828	2º	2º
29	Tmp	81	8.470	15:45:59.86	15:47:19.08	0	1m19s	+792	2º	2º
30	Tmp	83	8.748	15:46:32.55	15:47:46.53	0	1m14s	+740	2º	2º
31	Tmp	85	8.924	15:46:51.57	15:48:03.48	0	1m11s	+719	2º	2º
32	Tmp	88	9.250	15:47:56.52	15:48:36.89	0	40.4s	+404	2º	2º
33	Tmp	90	9.588	15:48:50.16	15:49:24.21	0	34.1s	+341	2º	2º
34	Tmp	94	10.163	15:50:21.25	15:50:43.70	0	22.5s	+225	2º	2º
35	Tmp	99	10.640	15:51:42.74	15:51:44.63	0	1.9s	+19	2º	2º
36	Tmp	102	11.004	15:52:41.11	15:52:43.34	0	2.2s	+22	1º	2º
37	Tmp	104	11.145	15:53:03.24	15:53:06.08	0	2.8s	[+28]	1º	2º
38	Tmp	105	11.295	15:53:21.97	15:53:23.47	0	1.5s	+15	1º	2º
39	Tmp	107	11.497	15:53:43.90	15:53:45.20	0	1.3s	+13	2º	2º
40	Tmp	109	11.855	15:54:20.02	15:54:21.60	0	1.6s	+16	2º	2º
41	Tmp	110	12.079	15:54:44.93	15:54:46.71	0	1.8s	+18	2º	2º
42	Tmp	112	12.374	15:55:22.42	15:55:23.52	0	1.1s	+11	2º	2º
43	Tmp	114	12.922	15:56:34.92	15:56:36.74	0	1.8s	+18	2º	2º
44	Tmp	124	1.791	16:40:48.43	16:40:49.53	0	1.1s	+11	3º	2º
45	Tmp	129	4.728	16:46:05.31	16:46:05.62	0	0.3s	+3	3º	2º
46	Tmp	133	6.318	16:48:50.29	16:48:50.91	0	0.6s	+6	1º	2º
47	Tmp	138	0.396	16:53:42.17	16:53:43.74	0	1.6s	+16	3º	2º
48	Tmp	139	0.641	16:54:15.13	16:54:16.22	0	1.1s	+11	3º	2º
49	Tmp	142	1.113	16:55:01.69	16:55:03.21	0	1.5s	+15	2º	2º
50	Tmp	144	1.712	16:56:08.29	16:56:09.73	0	1.4s	+14	3º	2º
51	Tmp	146	2.013	16:56:47.41	16:56:49.92	0	2.5s	[+25]	2º	2º
52	Tmp	147	2.215	16:57:11.65	16:57:12.99	0	1.3s	+13	2º	2º
53	Tmp	149	2.498	16:57:45.28	16:57:45.97	0	0.7s	+7	2º	2º
54	Tmp	151	2.742	16:58:13.38	16:58:15.04	0	1.7s	+17	2º	2º
55	Tmp	153	2.945	16:58:33.71	16:58:34.50	0	0.8s	+8	2º	2º
56	Tmp	157	3.333	16:59:20.35	16:59:22.29	0	1.9s	+19	2º	2º
57	Tmp	162	4.086	17:00:48.64	17:00:51.44	0	2.8s	[+28]	2º	2º

PC	Tp	Trc	DistPC	Ideal	Passagem	Pen	Erro	Pontos	NoPC	AtePC
58	Tmp	164	4.357	17:01:21.96	17:01:23.05	0	1.1s	+11	1º	2º
59	Tmp	167	4.647	17:01:58.59	17:02:03.24	0	4.7s	+47	2º	2º
60	Tmp	169	4.926	17:02:24.56	17:02:28.12	0	3.6s	+36	2º	2º
61	Tmp	170	5.116	17:02:47.02	17:02:47.09	0	0.1s	+1	1º	2º
62	Tmp	171	5.558	17:03:51.12	17:03:54.99	0	3.9s	+39	1º	2º
63	Tmp	174	5.925	17:04:28.32	17:04:28.94	0	0.6s	+6	2º	2º
64	Tmp	176	6.374	17:05:16.41	17:05:17.10	0	0.7s	+7	1º	2º
65	Tmp	179	6.729	17:06:02.89	17:06:03.20	0	0.3s	+3	2º	2º
66	Tmp	181	7.027	17:06:29.23	17:06:29.25	0	0.0s	0	1º	2º
Num	307	Pen	0	PCZ	3	Total PP	4968	Col. Final	2º	

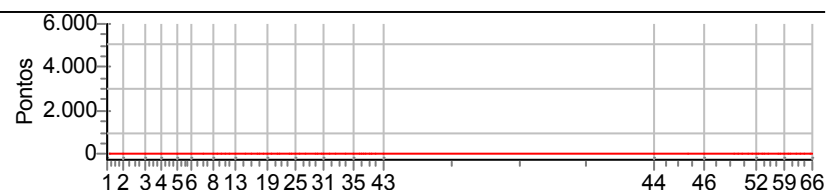


Performance Individual

PC	Tp	Trc	DistPC	Ideal	Passagem	Pen	Erro	Pontos	NoPC	AtePC
N	308	308 / Guilherme Utz Melere / Felipe Bopp Fuentefria								
u	NC	Cat / NL / Largada JEEP / 121 / 10:01:00								
m	NC	Porto Alegre WILLYS								
PC	Tp	Trc	DistPC	Ideal	Passagem	Pen	Erro	Pontos	NoPC	AtePC
1	Tmp	4	11.209	15:15:34.68	--:--:--	0		+6000	5°	5°
2	Tmp	7	12.631	15:18:04.44	--:--:--	0		+6000	5°	5°
3	Tmp	11	14.756	15:21:54.01	--:--:--	0		+6000	5°	5°
4	Tmp	12	16.190	15:24:20.54	--:--:--	0		+6000	5°	5°
5	Tmp	15	17.631	15:26:59.84	--:--:--	0		+6000	5°	5°
6	Tmp	18	19.050	15:29:10.41	--:--:--	0		+6000	5°	5°
7	Tmp	18	20.378	15:31:23.21	--:--:--	0		+6000	5°	5°
8	Tmp	20	0.578	15:32:50.12	--:--:--	0		+6000	5°	5°
9	Tmp	22	0.868	15:33:27.04	--:--:--	0		+6000	5°	5°
10	Tmp	25	1.220	15:34:17.89	--:--:--	0		+6000	5°	5°
11	Tmp	27	1.431	15:34:46.21	--:--:--	0		+6000	5°	5°
12	Tmp	29	1.732	15:35:23.69	--:--:--	0		+6000	5°	5°
13	Tmp	33	2.138	15:36:20.98	--:--:--	0		+6000	5°	5°
14	Tmp	37	2.987	15:37:56.75	--:--:--	0		+6000	5°	5°
15	Tmp	40	3.330	15:38:55.28	--:--:--	0		+6000	5°	5°
16	Tmp	44	3.768	15:39:55.21	--:--:--	0		+6000	5°	5°
17	Tmp	45	4.011	15:40:27.41	--:--:--	0		+6000	5°	5°
18	Tmp	46	4.293	15:40:53.66	--:--:--	0		+6000	5°	5°
19	Tmp	52	4.676	15:41:42.81	--:--:--	0		+6000	5°	5°
20	Tmp	54	5.014	15:42:22.67	--:--:--	0		+6000	5°	5°
21	Tmp	57	5.380	15:43:22.01	--:--:--	0		+6000	5°	5°
22	Tmp	59	5.584	15:43:46.47	--:--:--	0		+6000	5°	5°
23	Tmp	63	6.272	15:45:15.53	--:--:--	0		+6000	5°	5°
24	Tmp	64	6.513	15:45:38.80	--:--:--	0		+6000	5°	5°
25	Tmp	69	6.777	15:46:14.54	--:--:--	0		+6000	5°	5°
26	Tmp	71	7.116	15:46:50.14	--:--:--	0		+6000	5°	5°
27	Tmp	76	7.607	15:47:53.29	--:--:--	0		+6000	5°	5°
28	Tmp	79	8.175	15:49:28.88	--:--:--	0		+6000	5°	5°
29	Tmp	81	8.470	15:49:59.86	--:--:--	0		+6000	5°	5°
30	Tmp	83	8.748	15:50:32.55	--:--:--	0		+6000	5°	5°
31	Tmp	85	8.924	15:50:51.57	--:--:--	0		+6000	5°	5°
32	Tmp	88	9.250	15:51:56.52	--:--:--	0		+6000	5°	5°
33	Tmp	90	9.588	15:52:50.16	--:--:--	0		+6000	5°	5°
34	Tmp	94	10.163	15:54:21.25	--:--:--	0		+6000	5°	5°
35	Tmp	99	10.640	15:55:42.74	--:--:--	0		+6000	5°	5°
36	Tmp	102	11.004	15:56:41.11	--:--:--	0		+6000	5°	5°
37	Tmp	104	11.145	15:57:03.24	--:--:--	0		+6000	5°	5°
38	Tmp	105	11.295	15:57:21.97	--:--:--	0		+6000	5°	5°
39	Tmp	107	11.497	15:57:43.90	--:--:--	0		+6000	5°	5°
40	Tmp	109	11.855	15:58:20.02	--:--:--	0		+6000	5°	5°
41	Tmp	110	12.079	15:58:44.93	--:--:--	0		+6000	5°	5°
42	Tmp	112	12.374	15:59:22.42	--:--:--	0		+6000	5°	5°
43	Tmp	114	12.922	16:00:34.92	--:--:--	0		+6000	5°	5°
44	Tmp	124	1.791	16:44:48.43	--:--:--	0		+6000	4°	5°
45	Tmp	129	4.728	16:50:05.31	--:--:--	0		+6000	4°	5°
46	Tmp	133	6.318	16:52:50.29	--:--:--	0		+6000	4°	5°
47	Tmp	138	0.396	16:57:42.17	--:--:--	0		+6000	4°	5°
48	Tmp	139	0.641	16:58:15.13	--:--:--	0		+6000	4°	5°
49	Tmp	142	1.113	16:59:01.69	--:--:--	0		+6000	4°	5°
50	Tmp	144	1.712	17:00:08.29	--:--:--	0		+6000	4°	5°
51	Tmp	146	2.013	17:00:47.41	--:--:--	0		+6000	4°	5°
52	Tmp	147	2.215	17:01:11.65	--:--:--	0		+6000	4°	5°
53	Tmp	149	2.498	17:01:45.28	--:--:--	0		+6000	4°	5°
54	Tmp	151	2.742	17:02:13.38	--:--:--	0		+6000	4°	5°
55	Tmp	153	2.945	17:02:33.71	--:--:--	0		+6000	4°	5°
56	Tmp	157	3.333	17:03:20.35	--:--:--	0		+6000	4°	5°
57	Tmp	162	4.086	17:04:48.64	--:--:--	0		+6000	4°	5°

PC	Tp	Trc	DistPC	Ideal	Passagem	Pen	Erro	Pontos	NoPC	AtePC
58	Tmp	164	4.357	17:05:21.96	--:--:--	0		+6000	4°	5°
59	Tmp	167	4.647	17:05:58.59	--:--:--	0		+6000	4°	5°
60	Tmp	169	4.926	17:06:24.56	--:--:--	0		+6000	4°	5°
61	Tmp	170	5.116	17:06:47.02	--:--:--	0		+6000	4°	5°
62	Tmp	171	5.558	17:07:51.12	--:--:--	0		+6000	4°	5°
63	Tmp	174	5.925	17:08:28.32	--:--:--	0		+6000	4°	5°
64	Tmp	176	6.374	17:09:16.41	--:--:--	0		+6000	4°	5°
65	Tmp	179	6.729	17:10:02.89	--:--:--	0		+6000	4°	5°
66	Tmp	181	7.027	17:10:29.23	--:--:--	0		+6000	4°	5°

Num	308	Pen	0	PCZ	0	Total PP	396000	Col. Final	NC
-----	-----	-----	---	-----	---	----------	--------	------------	----



EDSON JOÃO DA COSTA
DIRETOR GERAL DE EVENTO

WAGNER ANTONIO DE SOUZA
DIRETOR TÉCNICO

COMISSÁRIO DESPORTIVO CBA
ANTONIO MANOEL DOS SANTOS

COMISSÁRIO DESPORTIVO FAUE
VICTOR JOSÉ GIANESINI