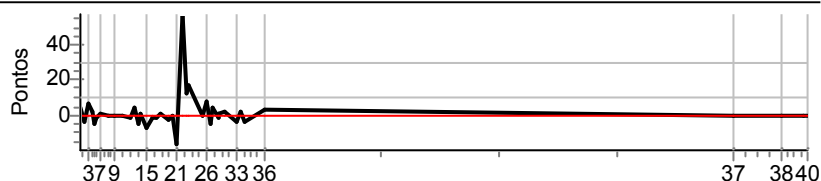


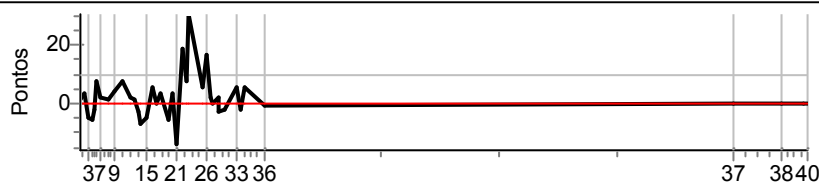
Performance Individual

PC	Tp	Trc	DistPC	Ideal	Passagem	Pen	Erro	Pontos	NoPC	AtePC
N u m	1	1 / Rone Branco / Eneidir da Silva Junior								
		Cat / NL / Largada		SUPER MASTER / 1 / 08:01:00						
		Curitiba				TROLLER 3.0				
PC	Tp	Trc	DistPC	Ideal	Passagem	Pen	Erro	Pontos	NoPC	AtePC
1	Tmp	3	0.374	9:06:31.23	9:06:31.60	0	0.4s	+4	9°	9°
2	Tmp	5	0.658	9:06:55.62	9:06:55.27	0	0.4s	-4	13°	14°
3	Tmp	9	1.176	9:07:39.41	9:07:40.11	0	0.7s	+7	11°	12°
4	Tmp	11	1.510	9:08:07.31	9:08:07.55	0	0.2s	+2	7°	10°
5	Tmp	12	1.598	9:08:14.79	9:08:14.34	0	0.5s	-5	11°	12°
6	Tmp	13	1.928	9:08:41.83	9:08:41.77	0	0.1s	-1	4°	9°
7	Tmp	15	2.160	9:09:04.11	9:09:04.21	0	0.1s	+1	4°	7°
8	Tmp	19	2.755	9:10:07.92	9:10:07.95	0	0.0s	0	4°	6°
9	Tmp	22	3.349	9:10:57.79	9:10:57.83	0	0.0s	0	5°	5°
10	Tmp	27	3.979	9:11:56.55	9:11:56.55	0	0.0s	0	2°	4°
11	Tmp	31	4.351	9:12:51.24	9:12:51.13	0	0.1s	-1	3°	2°
12	Tmp	33	4.706	9:13:21.11	9:13:21.55	0	0.4s	+4	11°	3°
13	Tmp	35	5.221	9:14:04.51	9:14:03.98	0	0.5s	-5	10°	3°
14	Tmp	36	5.389	9:14:19.95	9:14:20.09	0	0.1s	+1	5°	1°
15	Tmp	38	5.617	9:14:55.61	9:14:54.96	0	0.7s	-7	14°	2°
16	Tmp	41	6.037	9:15:48.69	9:15:48.63	0	0.1s	-1	3°	2°
17	Tmp	43	6.411	9:16:20.22	9:16:20.10	0	0.1s	-1	2°	1°
18	Tmp	44	6.728	9:16:44.53	9:16:44.63	0	0.1s	+1	3°	1°
19	Tmp	49	7.567	9:17:53.66	9:17:53.46	0	0.2s	-2	7°	1°
20	Tmp	49	7.953	9:18:24.54	9:18:24.50	0	0.0s	0	4°	1°
21	Tmp	51	8.288	9:18:56.86	9:18:55.28	0	1.6s	[-16]	14°	1°
22	Tmp	55	8.597	9:19:42.88	9:19:48.57	0	5.7s	[+57]	10°	1°
23	Tmp	58	8.801	9:20:04.97	9:20:06.18	0	1.2s	+12	9°	3°
24	Tmp	60	8.935	9:20:27.67	9:20:29.36	0	1.7s	[+17]	9°	3°
25	Tmp	65	9.672	9:22:01.59	9:22:01.58	0	0.0s	0	3°	3°
26	Tmp	66	9.961	9:22:36.02	9:22:36.80	0	0.8s	+8	10°	3°
27	Tmp	69	10.344	9:23:13.51	9:23:13.00	0	0.5s	-5	9°	3°
28	Tmp	69	10.518	9:23:27.43	9:23:27.88	0	0.5s	+5	12°	3°
29	Tmp	71	10.945	9:24:05.39	9:24:05.30	0	0.1s	-1	3°	2°
30	Tmp	72	11.114	9:24:19.23	9:24:19.29	0	0.1s	+1	6°	2°
31	Tmp	74	11.679	9:25:03.71	9:25:03.88	0	0.2s	+2	10°	2°
33	Tmp	78	12.256	9:26:26.99	9:26:26.62	0	0.4s	-4	10°	2°
34	Tmp	81	12.681	9:27:01.55	9:27:01.72	0	0.2s	+2	5°	2°
35	Tmp	81	13.000	9:27:28.89	9:27:28.53	0	0.4s	-4	13°	2°
36	Tmp	89	14.637	9:30:04.86	9:30:05.19	0	0.3s	+3	9°	2°
37	Pass	119	1.334	10:29:58.03	10:31:20.90	0	1m22s	0	17°	2°
38	Pass	132	2.074	10:36:15.97	10:33:23.26	0	2m52s	0	17°	2°
39	Pass	151	3.009	10:38:59.85	10:35:44.04	0	3m15s	0	17°	2°
40	Pass	157	3.307	10:39:33.28	10:36:42.81	0	2m50s	0	17°	2°
Num	1	Pen	0	PCZ	5	Total PP	94	Col. Final	2°	



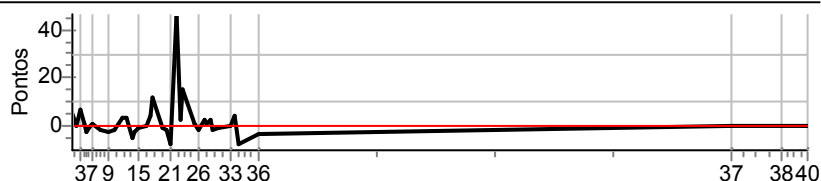
Performance Individual

PC	Tp	Trc	DistPC	Ideal	Passagem	Pen	Erro	Pontos	NoPC	AtePC
N u m	2	2 / Otavio Enz - Marreco / Allan Enz								
		Cat / NL / Largada		SUPER MASTER / 2 / 08:02:00						
		Apucarana			TROLLER					
PC	Tp	Trc	DistPC	Ideal	Passagem	Pen	Erro	Pontos	NoPC	AtePC
1	Tmp	3	0.374	9:07:31.23	9:07:31.32	0	0.1s	+1	4°	4°
2	Tmp	5	0.658	9:07:55.62	9:07:55.94	0	0.3s	+3	12°	6°
3	Tmp	9	1.176	9:08:39.41	9:08:38.92	0	0.5s	-5	8°	7°
4	Tmp	11	1.510	9:09:07.31	9:09:06.68	0	0.6s	-6	11°	9°
5	Tmp	12	1.598	9:09:14.79	9:09:14.63	0	0.2s	-2	7°	9°
6	Tmp	13	1.928	9:09:41.83	9:09:42.56	0	0.7s	+7	12°	11°
7	Tmp	15	2.160	9:10:04.11	9:10:04.35	0	0.2s	+2	5°	9°
8	Tmp	19	2.755	9:11:07.92	9:11:08.06	0	0.1s	+1	10°	9°
9	Tmp	22	3.349	9:11:57.79	9:11:58.18	0	0.4s	+4	15°	10°
10	Tmp	27	3.979	9:12:56.55	9:12:57.28	0	0.7s	+7	17°	11°
11	Tmp	31	4.351	9:13:51.24	9:13:51.46	0	0.2s	+2	5°	11°
12	Tmp	33	4.706	9:14:21.11	9:14:21.16	0	0.1s	+1	4°	7°
13	Tmp	35	5.221	9:15:04.51	9:15:04.19	0	0.3s	-3	5°	8°
14	Tmp	36	5.389	9:15:19.95	9:15:19.27	0	0.7s	-7	13°	9°
15	Tmp	38	5.617	9:15:55.61	9:15:55.14	0	0.5s	-5	12°	10°
16	Tmp	41	6.037	9:16:48.69	9:16:49.16	0	0.5s	+5	9°	8°
17	Tmp	43	6.411	9:17:20.22	9:17:20.23	0	0.0s	0	1°	8°
18	Tmp	44	6.728	9:17:44.53	9:17:44.82	0	0.3s	+3	8°	7°
19	Tmp	49	7.567	9:18:53.66	9:18:53.11	0	0.6s	-6	11°	7°
20	Tmp	49	7.953	9:19:24.54	9:19:24.85	0	0.3s	+3	10°	7°
21	Tmp	51	8.288	9:19:56.86	9:19:55.48	0	1.4s	-14	9°	6°
22	Tmp	55	8.597	9:20:42.88	9:20:44.71	0	1.8s	[+18]	1°	6°
23	Tmp	58	8.801	9:21:04.97	9:21:05.71	0	0.7s	+7	6°	7°
24	Tmp	60	8.935	9:21:27.67	9:21:30.65	0	3.0s	[+30]	13°	6°
25	Tmp	65	9.672	9:23:01.59	9:23:02.07	0	0.5s	+5	11°	6°
26	Tmp	66	9.961	9:23:36.02	9:23:37.60	0	1.6s	[+16]	11°	6°
27	Tmp	69	10.344	9:24:13.51	9:24:13.66	0	0.2s	+2	7°	6°
28	Tmp	69	10.518	9:24:27.43	9:24:27.41	0	0.0s	0	1°	6°
29	Tmp	71	10.945	9:25:05.39	9:25:05.60	0	0.2s	+2	6°	6°
30	Tmp	72	11.114	9:25:19.23	9:25:18.96	0	0.3s	-3	13°	6°
31	Tmp	74	11.679	9:26:03.71	9:26:03.53	0	0.2s	-2	9°	6°
33	Tmp	78	12.256	9:27:26.99	9:27:27.52	0	0.5s	+5	12°	6°
34	Tmp	81	12.681	9:28:01.55	9:28:01.34	0	0.2s	-2	4°	6°
35	Tmp	81	13.000	9:28:28.89	9:28:29.36	0	0.5s	+5	14°	6°
36	Tmp	89	14.637	9:31:04.86	9:31:04.74	0	0.1s	-1	4°	6°
37	Pass	119	1.334	10:30:58.03	10:32:05.31	0	1m07s	0	16°	6°
38	Pass	132	2.074	10:37:15.97	10:33:55.77	0	3m20s	0	16°	6°
39	Pass	151	3.009	10:39:59.85	10:36:28.70	0	3m31s	0	16°	6°
40	Pass	157	3.307	10:40:33.28	10:37:32.66	0	3m00s	0	16°	6°
Num	2	Pen	0	PCZ	2	Total PP	121	Col. Final	6°	



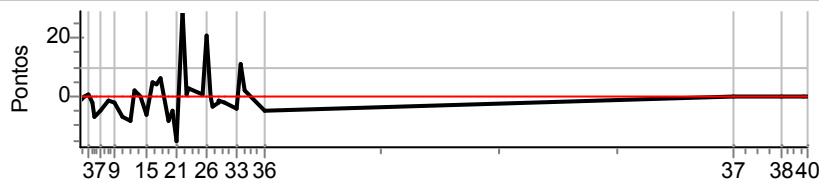
Performance Individual

PC	Tp	Trc	DistPC	Ideal	Passagem	Pen	Erro	Pontos	NoPC	AtePC
N u m	3	3 / Leandro Pereira Moor / Claudio Roberto Flores								
		Cat / NL / Largada		SUPER MASTER / 3 / 08:03:00						
		Apucarana			TROLLER					
PC	Tp	Trc	DistPC	Ideal	Passagem	Pen	Erro	Pontos	NoPC	AtePC
1	Tmp	3	0.374	9:08:31.23	9:08:31.72	0	0.5s	+5	10°	10°
2	Tmp	5	0.658	9:08:55.62	9:08:55.62	0	0.0s	0	4°	4°
3	Tmp	9	1.176	9:09:39.41	9:09:40.09	0	0.7s	+7	10°	9°
4	Tmp	11	1.510	9:10:07.31	9:10:07.38	0	0.1s	+1	5°	7°
5	Tmp	12	1.598	9:10:14.79	9:10:14.54	0	0.3s	-3	9°	7°
6	Tmp	13	1.928	9:10:41.83	9:10:41.82	0	0.0s	0	1°	4°
7	Tmp	15	2.160	9:11:04.11	9:11:04.18	0	0.1s	+1	3°	2°
8	Tmp	19	2.755	9:12:07.92	9:12:07.70	0	0.2s	-2	13°	3°
9	Tmp	22	3.349	9:12:57.79	9:12:57.53	0	0.3s	-3	12°	4°
10	Tmp	27	3.979	9:13:56.55	9:13:56.35	0	0.2s	-2	7°	5°
11	Tmp	31	4.351	9:14:51.24	9:14:51.58	0	0.3s	+3	8°	4°
12	Tmp	33	4.706	9:15:21.11	9:15:21.45	0	0.3s	+3	7°	4°
13	Tmp	35	5.221	9:16:04.51	9:16:04.00	0	0.5s	-5	9°	4°
14	Tmp	36	5.389	9:16:19.95	9:16:19.67	0	0.3s	-3	7°	2°
15	Tmp	38	5.617	9:16:55.61	9:16:55.48	0	0.1s	-1	3°	1°
16	Tmp	41	6.037	9:17:48.69	9:17:48.73	0	0.0s	0	2°	1°
17	Tmp	43	6.411	9:18:20.22	9:18:20.58	0	0.4s	+4	10°	2°
18	Tmp	44	6.728	9:18:44.53	9:18:45.76	0	1.2s	[+12]	14°	4°
19	Tmp	49	7.567	9:19:53.66	9:19:53.60	0	0.1s	-1	4°	3°
20	Tmp	49	7.953	9:20:24.54	9:20:24.33	0	0.2s	-2	8°	2°
21	Tmp	51	8.288	9:20:56.86	9:20:56.05	0	0.8s	-8	5°	3°
22	Tmp	55	8.597	9:21:42.88	9:21:47.60	0	4.7s	[+47]	7°	3°
23	Tmp	58	8.801	9:22:04.97	9:22:05.18	0	0.2s	+2	2°	1°
24	Tmp	60	8.935	9:22:27.67	9:22:29.15	0	1.5s	[+15]	8°	2°
25	Tmp	65	9.672	9:24:01.59	9:24:01.68	0	0.1s	+1	7°	2°
26	Tmp	66	9.961	9:24:36.02	9:24:35.82	0	0.2s	-2	2°	1°
27	Tmp	69	10.344	9:25:13.51	9:25:13.74	0	0.2s	+2	6°	1°
28	Tmp	69	10.518	9:25:27.43	9:25:27.51	0	0.1s	+1	6°	1°
29	Tmp	71	10.945	9:26:05.39	9:26:05.56	0	0.2s	+2	5°	1°
30	Tmp	72	11.114	9:26:19.23	9:26:19.00	0	0.2s	-2	10°	1°
31	Tmp	74	11.679	9:27:03.71	9:27:03.65	0	0.1s	-1	3°	1°
33	Tmp	78	12.256	9:28:26.99	9:28:26.97	0	0.0s	0	4°	1°
34	Tmp	81	12.681	9:29:01.55	9:29:01.97	0	0.4s	+4	7°	1°
35	Tmp	81	13.000	9:29:28.89	9:29:28.07	0	0.8s	-8	15°	1°
36	Tmp	89	14.637	9:32:04.86	9:32:04.43	0	0.4s	-4	11°	1°
37	Pass	119	1.334	10:31:58.03	10:33:35.28	0	1m37s	0	15°	1°
38	Pass	132	2.074	10:38:15.97	10:35:30.84	0	2m45s	0	15°	1°
39	Pass	151	3.009	10:40:59.85	10:38:13.78	0	2m46s	0	15°	1°
40	Pass	157	3.307	10:41:33.28	10:39:08.17	0	2m25s	0	15°	1°
Num	3	Pen	0	PCZ	4	Total PP	83	Col. Final	1°	



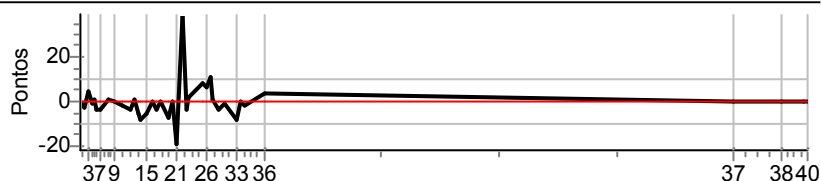
Performance Individual

PC	Tp	Trc	DistPC	Ideal	Passagem	Pen	Erro	Pontos	NoPC	AtePC
N u m	4	4 / Paulo Roberto de Goes / Jhonatan Ardigo								
		Cat / NL / Largada		SUPER MASTER / 4 / 08:04:00						
		Joinville				TROLLER				
PC	Tp	Trc	DistPC	Ideal	Passagem	Pen	Erro	Pontos	NoPC	AtePC
1	Tmp	3	0.374	9:09:31.23	9:09:31.12	0	0.1s	-1	3°	3°
2	Tmp	5	0.658	9:09:55.62	9:09:55.62	0	0.0s	0	3°	2°
3	Tmp	9	1.176	9:10:39.41	9:10:39.51	0	0.1s	+1	3°	1°
4	Tmp	11	1.510	9:11:07.31	9:11:07.08	0	0.2s	-2	6°	1°
5	Tmp	12	1.598	9:11:14.79	9:11:14.08	0	0.7s	-7	12°	1°
6	Tmp	13	1.928	9:11:41.83	9:11:41.23	0	0.6s	-6	10°	6°
7	Tmp	15	2.160	9:12:04.11	9:12:03.57	0	0.5s	-5	9°	6°
8	Tmp	19	2.755	9:13:07.92	9:13:07.80	0	0.1s	-1	9°	5°
9	Tmp	22	3.349	9:13:57.79	9:13:57.55	0	0.2s	-2	10°	6°
10	Tmp	27	3.979	9:14:56.55	9:14:55.82	0	0.7s	-7	16°	8°
11	Tmp	31	4.351	9:15:51.24	9:15:50.41	0	0.8s	-8	16°	9°
12	Tmp	33	4.706	9:16:21.11	9:16:21.27	0	0.2s	+2	6°	8°
13	Tmp	35	5.221	9:17:04.51	9:17:04.60	0	0.1s	+1	3°	6°
14	Tmp	36	5.389	9:17:19.95	9:17:19.97	0	0.0s	0	3°	4°
15	Tmp	38	5.617	9:17:55.61	9:17:55.01	0	0.6s	-6	13°	5°
16	Tmp	41	6.037	9:18:48.69	9:18:49.16	0	0.5s	+5	8°	5°
17	Tmp	43	6.411	9:19:20.22	9:19:20.58	0	0.4s	+4	9°	5°
18	Tmp	44	6.728	9:19:44.53	9:19:45.09	0	0.6s	+6	10°	6°
19	Tmp	49	7.567	9:20:53.66	9:20:52.91	0	0.8s	-8	15°	8°
20	Tmp	49	7.953	9:21:24.54	9:21:24.06	0	0.5s	-5	16°	8°
21	Tmp	51	8.288	9:21:56.86	9:21:55.35	0	1.5s	[-15]	13°	8°
22	Tmp	55	8.597	9:22:42.88	9:22:45.81	0	2.9s	[+29]	2°	7°
23	Tmp	58	8.801	9:23:04.97	9:23:05.06	0	0.1s	+1	1°	5°
24	Tmp	60	8.935	9:23:27.67	9:23:27.97	0	0.3s	+3	2°	5°
25	Tmp	65	9.672	9:25:01.59	9:25:01.73	0	0.1s	+1	6°	4°
26	Tmp	66	9.961	9:25:36.02	9:25:38.08	0	2.1s	[+21]	14°	4°
27	Tmp	69	10.344	9:26:13.51	9:26:13.55	0	0.0s	0	4°	4°
28	Tmp	69	10.518	9:26:27.43	9:26:27.12	0	0.3s	-3	10°	4°
29	Tmp	71	10.945	9:27:05.39	9:27:05.16	0	0.2s	-2	4°	4°
30	Tmp	72	11.114	9:27:19.23	9:27:19.15	0	0.1s	-1	5°	4°
31	Tmp	74	11.679	9:28:03.71	9:28:03.54	0	0.2s	-2	8°	4°
33	Tmp	78	12.256	9:29:26.99	9:29:26.57	0	0.4s	-4	9°	4°
34	Tmp	81	12.681	9:30:01.55	9:30:02.60	0	1.1s	+11	15°	4°
35	Tmp	81	13.000	9:30:28.89	9:30:29.13	0	0.2s	+2	9°	4°
36	Tmp	89	14.637	9:33:04.86	9:33:04.41	0	0.5s	-5	13°	5°
37	Pass	119	1.334	10:32:58.03	10:32:16.11	0	41.9s	0	14°	5°
38	Pass	132	2.074	10:39:15.97	10:27:41.43	0	11m34s	0	14°	5°
39	Pass	151	3.009	10:41:59.85	10:36:34.00	0	5m25s	0	14°	5°
40	Pass	157	3.307	10:42:33.28	10:37:37.38	0	4m55s	0	14°	5°
Num	4	Pen	0	PCZ	3	Total PP	112	Col. Final	5°	



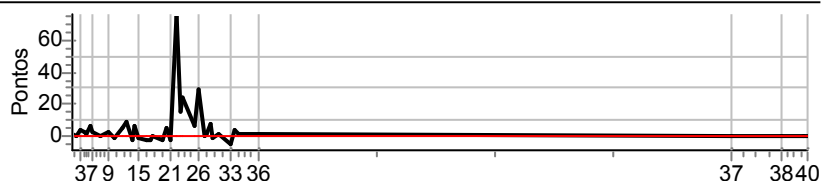
Performance Individual

PC	Tp	Trc	DistPC	Ideal	Passagem	Pen	Erro	Pontos	NoPC	AtePC
N u m	5	5 / Elvis Bonatti / Carlos Brandenburg (caco)								
		Cat / NL / Largada SUPER MASTER / 5 / 08:05:00								
		Corupa - Jaragua do Sul TROLLER								
PC	Tp	Trc	DistPC	Ideal	Passagem	Pen	Erro	Pontos	NoPC	AtePC
1	Tmp	3	0.374	9:10:31.23	9:10:31.20	0	0.0s	0	1°	1°
2	Tmp	5	0.658	9:10:55.62	9:10:55.30	0	0.3s	-3	11°	3°
3	Tmp	9	1.176	9:11:39.41	9:11:39.87	0	0.5s	+5	7°	4°
4	Tmp	11	1.510	9:12:07.31	9:12:07.21	0	0.1s	-1	4°	3°
5	Tmp	12	1.598	9:12:14.79	9:12:14.85	0	0.1s	+1	3°	3°
6	Tmp	13	1.928	9:12:41.83	9:12:41.46	0	0.4s	-4	9°	3°
7	Tmp	15	2.160	9:13:04.11	9:13:03.71	0	0.4s	-4	8°	4°
8	Tmp	19	2.755	9:14:07.92	9:14:08.00	0	0.1s	+1	8°	4°
9	Tmp	22	3.349	9:14:57.79	9:14:57.78	0	0.0s	0	4°	2°
10	Tmp	27	3.979	9:15:56.55	9:15:56.39	0	0.2s	-2	6°	2°
11	Tmp	31	4.351	9:16:51.24	9:16:50.80	0	0.4s	-4	10°	3°
12	Tmp	33	4.706	9:17:21.11	9:17:21.16	0	0.1s	+1	3°	2°
13	Tmp	35	5.221	9:18:04.51	9:18:03.98	0	0.5s	-5	8°	2°
14	Tmp	36	5.389	9:18:19.95	9:18:19.18	0	0.8s	-8	15°	3°
15	Tmp	38	5.617	9:18:55.61	9:18:55.10	0	0.5s	-5	11°	3°
16	Tmp	41	6.037	9:19:48.69	9:19:48.73	0	0.0s	0	1°	3°
17	Tmp	43	6.411	9:20:20.22	9:20:19.79	0	0.4s	-4	8°	3°
18	Tmp	44	6.728	9:20:44.53	9:20:44.51	0	0.0s	0	2°	2°
19	Tmp	49	7.567	9:21:53.66	9:21:53.01	0	0.7s	-7	12°	4°
20	Tmp	49	7.953	9:22:24.54	9:22:24.56	0	0.0s	0	3°	3°
21	Tmp	51	8.288	9:22:56.86	9:22:55.00	0	1.9s	[-19]	15°	4°
22	Tmp	55	8.597	9:23:42.88	9:23:46.74	0	3.9s	[+39]	6°	4°
23	Tmp	58	8.801	9:24:04.97	9:24:04.61	0	0.4s	-4	4°	2°
24	Tmp	60	8.935	9:24:27.67	9:24:27.85	0	0.2s	+2	1°	1°
25	Tmp	65	9.672	9:26:01.59	9:26:02.36	0	0.8s	+8	13°	1°
26	Tmp	66	9.961	9:26:36.02	9:26:36.57	0	0.6s	+6	7°	2°
27	Tmp	69	10.344	9:27:13.51	9:27:14.59	0	1.1s	[+11]	13°	2°
28	Tmp	69	10.518	9:27:27.43	9:27:27.57	0	0.1s	+1	5°	2°
29	Tmp	71	10.945	9:28:05.39	9:28:05.03	0	0.4s	-4	10°	3°
30	Tmp	72	11.114	9:28:19.23	9:28:18.85	0	0.4s	-4	14°	3°
31	Tmp	74	11.679	9:29:03.71	9:29:03.63	0	0.1s	-1	2°	3°
33	Tmp	78	12.256	9:30:26.99	9:30:26.18	0	0.8s	-8	14°	3°
34	Tmp	81	12.681	9:31:01.55	9:31:01.57	0	0.0s	0	2°	3°
35	Tmp	81	13.000	9:31:28.89	9:31:28.70	0	0.2s	-2	8°	3°
36	Tmp	89	14.637	9:34:04.86	9:34:05.29	0	0.4s	+4	10°	3°
37	Pass	119	1.334	10:33:58.03	10:34:31.78	0	33.8s	0	13°	3°
38	Pass	132	2.074	10:40:15.97	10:36:21.04	0	3m54s	0	13°	3°
39	Pass	151	3.009	10:42:59.85	10:39:19.48	0	3m40s	0	13°	3°
40	Pass	157	3.307	10:43:33.28	10:40:19.22	0	3m14s	0	13°	3°
Num	5	Pen	0	PCZ	6	Total PP	99	Col. Final	3°	



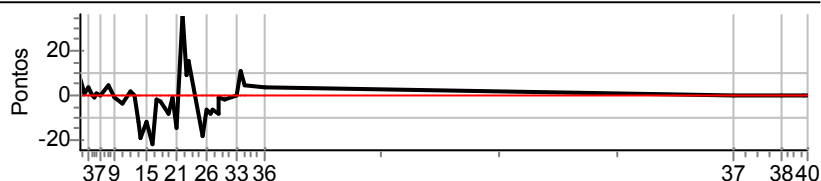
Performance Individual

PC	Tp	Trc	DistPC	Ideal	Passagem	Pen	Erro	Pontos	NoPC	AtePC	
N u m	6	6 / Flavio Roberto Kath / Rafain Walendowsky									
		Cat / NL / Largada		SUPER MASTER / 6 / 08:06:00							
		Blumenau		TROLLER							
PC	Tp	Trc	DistPC	Ideal	Passagem	Pen	Erro	Pontos	NoPC	AtePC	
1	Tmp	3	0.374	9:11:31.23	9:11:31.37	0	0.1s	+1	2°	2°	
2	Tmp	5	0.658	9:11:55.62	9:11:55.61	0	0.0s	0	2°	1°	
3	Tmp	9	1.176	9:12:39.41	9:12:39.79	0	0.4s	+4	6°	2°	
4	Tmp	11	1.510	9:13:07.31	9:13:07.62	0	0.3s	+3	8°	2°	
5	Tmp	12	1.598	9:13:14.79	9:13:14.90	0	0.1s	+1	2°	2°	
6	Tmp	13	1.928	9:13:41.83	9:13:42.49	0	0.7s	+7	11°	5°	
7	Tmp	15	2.160	9:14:04.11	9:14:04.45	0	0.3s	+3	6°	3°	
8	Tmp	19	2.755	9:15:07.92	9:15:07.89	0	0.0s	0	3°	2°	
9	Tmp	22	3.349	9:15:57.79	9:15:58.04	0	0.3s	+3	11°	3°	
10	Tmp	27	3.979	9:16:56.55	9:16:56.45	0	0.1s	-1	3°	3°	
11	Tmp	31	4.351	9:17:51.24	9:17:51.72	0	0.5s	+5	12°	5°	
12	Tmp	33	4.706	9:18:21.11	9:18:22.03	0	0.9s	+9	15°	5°	
13	Tmp	35	5.221	9:19:04.51	9:19:04.17	0	0.3s	-3	4°	5°	
14	Tmp	36	5.389	9:19:19.95	9:19:20.58	0	0.6s	+6	12°	7°	
15	Tmp	38	5.617	9:19:55.61	9:19:55.49	0	0.1s	-1	2°	4°	
16	Tmp	41	6.037	9:20:48.69	9:20:48.53	0	0.2s	-2	5°	4°	
17	Tmp	43	6.411	9:21:20.22	9:21:20.07	0	0.2s	-2	6°	4°	
18	Tmp	44	6.728	9:21:44.53	9:21:44.56	0	0.0s	0	1°	3°	
19	Tmp	49	7.567	9:22:53.66	9:22:53.48	0	0.2s	-2	6°	2°	
20	Tmp	49	7.953	9:23:24.54	9:23:25.03	0	0.5s	+5	15°	4°	
21	Tmp	51	8.288	9:23:56.86	9:23:56.65	0	0.2s	-2	1°	2°	
22	Tmp	55	8.597	9:24:42.88	9:24:50.58	0	7.7s	[+77]	14°	2°	
23	Tmp	58	8.801	9:25:04.97	9:25:06.54	0	1.6s	+16	12°	4°	
24	Tmp	60	8.935	9:25:27.67	9:25:30.20	0	2.5s	[+25]	12°	4°	
25	Tmp	65	9.672	9:27:01.59	9:27:02.31	0	0.7s	+7	12°	5°	
26	Tmp	66	9.961	9:27:36.02	9:27:38.92	0	2.9s	[+29]	15°	5°	
27	Tmp	69	10.344	9:28:13.51	9:28:13.49	0	0.0s	0	3°	5°	
28	Tmp	69	10.518	9:28:27.43	9:28:27.65	0	0.2s	+2	7°	5°	
29	Tmp	71	10.945	9:29:05.39	9:29:06.18	0	0.8s	+8	13°	5°	
30	Tmp	72	11.114	9:29:19.23	9:29:19.13	0	0.1s	-1	4°	5°	
31	Tmp	74	11.679	9:30:03.71	9:30:03.94	0	0.2s	+2	7°	5°	
33	Tmp	78	12.256	9:31:26.99	9:31:26.53	0	0.5s	-5	11°	5°	
34	Tmp	81	12.681	9:32:01.55	9:32:01.93	0	0.4s	+4	6°	5°	
35	Tmp	81	13.000	9:32:28.89	9:32:29.04	0	0.2s	+2	7°	5°	
36	Tmp	89	14.637	9:35:04.86	9:35:04.95	0	0.1s	+1	3°	4°	
37	Pass	119	1.334	10:34:58.03	10:35:46.91	0	48.9s	0	12°	4°	
38	Pass	132	2.074	10:41:15.97	10:37:32.49	0	3m43s	0	12°	4°	
39	Pass	151	3.009	10:43:59.85	10:40:02.43	0	3m57s	0	12°	4°	
40	Pass	157	3.307	10:44:33.28	10:41:04.40	0	3m28s	0	12°	4°	
Num	6	Pen	0	PCZ	4	Total PP	108	Col. Final	4°		



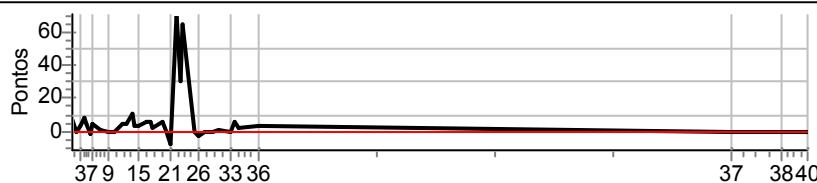
Performance Individual

PC	Tp	Trc	DistPC	Ideal	Passagem	Pen	Erro	Pontos	NoPC	AtePC
N	7	7 / Acyr Hideki Rodrigues da Silva / Renan P. Medeiros								
u		Cat / NL / Largada SUPER MASTER / 7 / 08:07:00								
m	10º	Corupa TROLLER								
PC	Tp	Trc	DistPC	Ideal	Passagem	Pen	Erro	Pontos	NoPC	AtePC
1	Tmp	3	0.374	9:12:31.23	9:12:31.89	0	0.7s	+7	14º	14º
2	Tmp	5	0.658	9:12:55.62	9:12:55.71	0	0.1s	+1	6º	7º
3	Tmp	9	1.176	9:13:39.41	9:13:39.75	0	0.3s	+3	5º	8º
4	Tmp	11	1.510	9:14:07.31	9:14:07.35	0	0.0s	0	2º	4º
5	Tmp	12	1.598	9:14:14.79	9:14:14.69	0	0.1s	-1	1º	4º
6	Tmp	13	1.928	9:14:41.83	9:14:41.89	0	0.1s	+1	3º	1º
7	Tmp	15	2.160	9:15:04.11	9:15:04.09	0	0.0s	0	1º	1º
8	Tmp	19	2.755	9:16:07.92	9:16:08.31	0	0.4s	+4	15º	1º
9	Tmp	22	3.349	9:16:57.79	9:16:57.67	0	0.1s	-1	9º	1º
10	Tmp	27	3.979	9:17:56.55	9:17:56.18	0	0.4s	-4	9º	1º
11	Tmp	31	4.351	9:18:51.24	9:18:51.45	0	0.2s	+2	4º	1º
12	Tmp	33	4.706	9:19:21.11	9:19:21.13	0	0.0s	0	1º	1º
13	Tmp	35	5.221	9:20:04.51	9:20:03.30	0	1.2s	-12	16º	1º
14	Tmp	36	5.389	9:20:19.95	9:20:18.05	0	1.9s	[-19]	17º	6º
15	Tmp	38	5.617	9:20:55.61	9:20:54.40	0	1.2s	-12	15º	8º
16	Tmp	41	6.037	9:21:48.69	9:21:46.54	0	2.2s	[-22]	13º	9º
17	Tmp	43	6.411	9:22:20.22	9:22:19.98	0	0.2s	-2	5º	9º
18	Tmp	44	6.728	9:22:44.53	9:22:44.28	0	0.3s	-3	7º	9º
19	Tmp	49	7.567	9:23:53.66	9:23:52.84	0	0.8s	-8	14º	9º
20	Tmp	49	7.953	9:24:24.54	9:24:24.42	0	0.1s	-1	6º	9º
21	Tmp	51	8.288	9:24:56.86	9:24:55.32	0	1.5s	-15	12º	9º
22	Tmp	55	8.597	9:25:42.88	9:25:46.44	0	3.6s	[+36]	5º	9º
23	Tmp	58	8.801	9:26:04.97	9:26:05.85	0	0.9s	+9	7º	9º
24	Tmp	60	8.935	9:26:27.67	9:26:29.14	0	1.5s	+15	7º	8º
25	Tmp	65	9.672	9:28:01.59	9:27:59.80	0	1.8s	-18	17º	10º
26	Tmp	66	9.961	9:28:36.02	9:28:35.29	0	0.7s	-7	9º	10º
27	Tmp	69	10.344	9:29:13.51	9:29:12.70	0	0.8s	-8	12º	11º
28	Tmp	69	10.518	9:29:27.43	9:29:26.75	0	0.7s	-7	13º	11º
29	Tmp	71	10.945	9:30:05.39	9:30:04.60	0	0.8s	-8	12º	10º
30	Tmp	72	11.114	9:30:19.23	9:30:19.11	0	0.1s	-1	3º	10º
31	Tmp	74	11.679	9:31:03.71	9:31:03.52	0	0.2s	-2	6º	10º
33	Tmp	78	12.256	9:32:26.99	9:32:27.03	0	0.0s	0	3º	10º
34	Tmp	81	12.681	9:33:01.55	9:33:02.64	0	1.1s	+11	14º	10º
35	Tmp	81	13.000	9:33:28.89	9:33:29.29	0	0.4s	+4	12º	10º
36	Tmp	89	14.637	9:36:04.86	9:36:05.11	0	0.3s	+3	8º	10º
37	Pass	119	1.334	10:35:58.03	10:36:31.87	0	33.8s	0	11º	10º
38	Pass	132	2.074	10:42:15.97	10:38:17.30	0	3m58s	0	11º	10º
39	Pass	151	3.009	10:44:59.85	10:40:51.77	0	4m08s	0	11º	10º
40	Pass	157	3.307	10:45:33.28	10:41:48.91	0	3m44s	0	11º	10º
Num	7	Pen	0	PCZ	4	Total PP	170	Col. Final	10º	



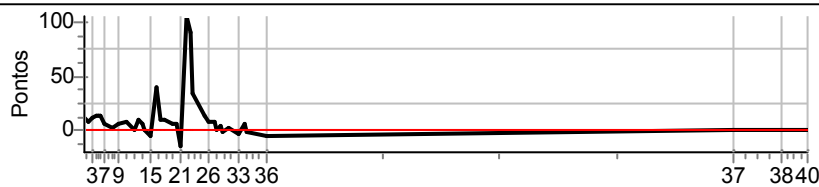
Performance Individual

PC	Tp	Trc	DistPC	Ideal	Passagem	Pen	Erro	Pontos	NoPC	AtePC
N u m	8	8 / Marnes Alexandre Floriani / Cristian Mueller								
		Cat / NL / Largada SUPER MASTER / 8 / 08:08:00								
		Rio Negrinho TROLLER 3.2 TGV								
PC	Tp	Trc	DistPC	Ideal	Passagem	Pen	Erro	Pontos	NoPC	AtePC
1	Tmp	3	0.374	9:13:31.23	9:13:31.92	0	0.7s	+7	13°	13°
2	Tmp	5	0.658	9:13:55.62	9:13:55.66	0	0.0s	0	1°	5°
3	Tmp	9	1.176	9:14:39.41	9:14:39.74	0	0.3s	+3	4°	5°
4	Tmp	11	1.510	9:15:07.31	9:15:08.08	0	0.8s	+8	12°	11°
5	Tmp	12	1.598	9:15:14.79	9:15:15.23	0	0.4s	+4	10°	10°
6	Tmp	13	1.928	9:15:41.83	9:15:41.60	0	0.2s	-2	8°	10°
7	Tmp	15	2.160	9:16:04.11	9:16:04.46	0	0.4s	+4	7°	10°
8	Tmp	19	2.755	9:17:07.92	9:17:07.98	0	0.1s	+1	7°	10°
9	Tmp	22	3.349	9:17:57.79	9:17:57.75	0	0.0s	0	3°	9°
10	Tmp	27	3.979	9:18:56.55	9:18:56.53	0	0.0s	0	1°	6°
11	Tmp	31	4.351	9:19:51.24	9:19:51.63	0	0.4s	+4	9°	6°
12	Tmp	33	4.706	9:20:21.11	9:20:21.54	0	0.4s	+4	10°	6°
13	Tmp	35	5.221	9:21:04.51	9:21:05.46	0	1.0s	[+10]	13°	9°
14	Tmp	36	5.389	9:21:19.95	9:21:20.28	0	0.3s	+3	6°	8°
15	Tmp	38	5.617	9:21:55.61	9:21:55.89	0	0.3s	+3	6°	6°
16	Tmp	41	6.037	9:22:48.69	9:22:49.17	0	0.5s	+5	7°	7°
17	Tmp	43	6.411	9:23:20.22	9:23:20.70	0	0.5s	+5	12°	7°
18	Tmp	44	6.728	9:23:44.53	9:23:44.74	0	0.2s	+2	4°	5°
19	Tmp	49	7.567	9:24:53.66	9:24:54.20	0	0.5s	+5	10°	5°
20	Tmp	49	7.953	9:25:24.54	9:25:24.56	0	0.0s	0	2°	5°
21	Tmp	51	8.288	9:25:56.86	9:25:56.11	0	0.8s	-8	4°	5°
22	Tmp	55	8.597	9:26:42.88	9:26:49.95	0	7.1s	[+71]	13°	5°
23	Tmp	58	8.801	9:27:04.97	9:27:07.95	0	3.0s	[+30]	13°	6°
24	Tmp	60	8.935	9:27:27.67	9:27:34.17	0	6.5s	+65	17°	12°
25	Tmp	65	9.672	9:29:01.59	9:29:01.56	0	0.0s	0	2°	11°
26	Tmp	66	9.961	9:29:36.02	9:29:35.74	0	0.3s	-3	3°	11°
27	Tmp	69	10.344	9:30:13.51	9:30:13.50	0	0.0s	0	2°	10°
28	Tmp	69	10.518	9:30:27.43	9:30:27.31	0	0.1s	-1	4°	9°
29	Tmp	71	10.945	9:31:05.39	9:31:05.29	0	0.1s	-1	2°	9°
30	Tmp	72	11.114	9:31:19.23	9:31:19.23	0	0.0s	0	1°	9°
31	Tmp	74	11.679	9:32:03.71	9:32:03.81	0	0.1s	+1	1°	8°
33	Tmp	78	12.256	9:33:26.99	9:33:26.94	0	0.1s	-1	7°	8°
34	Tmp	81	12.681	9:34:01.55	9:34:02.02	0	0.5s	+5	9°	8°
35	Tmp	81	13.000	9:34:28.89	9:34:29.09	0	0.2s	+2	6°	8°
36	Tmp	89	14.637	9:37:04.86	9:37:05.13	0	0.3s	+3	7°	7°
37	Pass	119	1.334	10:36:58.03	10:37:08.18	0	10.2s	0	10°	7°
38	Pass	132	2.074	10:43:15.97	10:38:55.32	0	4m20s	0	10°	7°
39	Pass	151	3.009	10:45:59.85	10:41:41.06	0	4m18s	0	10°	7°
40	Pass	157	3.307	10:46:33.28	10:42:47.92	0	3m45s	0	10°	7°
Num	8	Pen	0	PCZ	7	Total PP	150	Col. Final	7°	



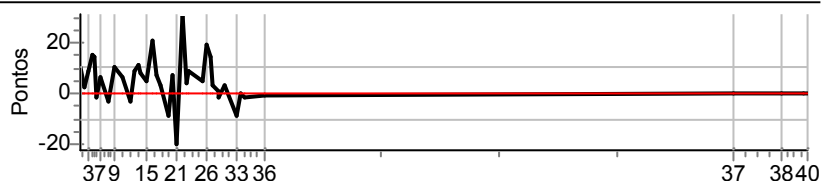
Performance Individual

PC	Tp	Trc	DistPC	Ideal	Passagem	Pen	Erro	Pontos	NoPC	AtePC
N u m	9	9 / Evaldo Martin Schulze / Matheus Drissen Schulze								
		Cat / NL / Largada		SUPER MASTER / 9 / 08:09:00						
		Caçador					TROLLER			
PC	Tp	Trc	DistPC	Ideal	Passagem	Pen	Erro	Pontos	NoPC	AtePC
1	Tmp	3	0.374	9:14:31.23	9:14:32.43	0	1.2s	+12	17 °	17 °
2	Tmp	5	0.658	9:14:55.62	9:14:56.34	0	0.7s	+7	16 °	17 °
3	Tmp	9	1.176	9:15:39.41	9:15:40.48	0	1.1s	+11	15 °	16 °
4	Tmp	11	1.510	9:16:07.31	9:16:08.63	0	1.3s	+13	15 °	16 °
5	Tmp	12	1.598	9:16:14.79	9:16:16.08	0	1.3s	+13	15 °	16 °
6	Tmp	13	1.928	9:16:41.83	9:16:43.24	0	1.4s	[+14]	17 °	16 °
7	Tmp	15	2.160	9:17:04.11	9:17:04.70	0	0.6s	+6	12 °	16 °
8	Tmp	19	2.755	9:18:07.92	9:18:08.09	0	0.2s	+2	12 °	16 °
9	Tmp	22	3.349	9:18:57.79	9:18:58.43	0	0.6s	+6	16 °	17 °
10	Tmp	27	3.979	9:19:56.55	9:19:57.20	0	0.7s	+7	15 °	17 °
11	Tmp	31	4.351	9:20:51.24	9:20:51.28	0	0.0s	0	1 °	16 °
12	Tmp	33	4.706	9:21:21.11	9:21:22.01	0	0.9s	+9	14 °	17 °
13	Tmp	35	5.221	9:22:04.51	9:22:05.00	0	0.5s	+5	7 °	17 °
14	Tmp	36	5.389	9:22:19.95	9:22:20.07	0	0.1s	+1	4 °	16 °
15	Tmp	38	5.617	9:22:55.61	9:22:55.11	0	0.5s	-5	10 °	16 °
16	Tmp	41	6.037	9:23:48.69	9:23:52.67	0	4.0s	+40	16 °	16 °
17	Tmp	43	6.411	9:24:20.22	9:24:21.16	0	0.9s	+9	16 °	16 °
18	Tmp	44	6.728	9:24:44.53	9:24:45.56	0	1.0s	+10	12 °	16 °
19	Tmp	49	7.567	9:25:53.66	9:25:54.17	0	0.5s	+5	9 °	16 °
20	Tmp	49	7.953	9:26:24.54	9:26:25.05	0	0.5s	+5	14 °	16 °
21	Tmp	51	8.288	9:26:56.86	9:26:55.38	0	1.5s	[-15]	11 °	16 °
22	Tmp	55	8.597	9:27:42.88	9:27:53.50	0	10.6s	[+106]	16 °	16 °
23	Tmp	58	8.801	9:28:04.97	9:28:13.93	0	9.0s	+90	16 °	16 °
24	Tmp	60	8.935	9:28:27.67	9:28:31.05	0	3.4s	+34	14 °	16 °
25	Tmp	65	9.672	9:30:01.59	9:30:02.92	0	1.3s	+13	15 °	16 °
26	Tmp	66	9.961	9:30:36.02	9:30:36.72	0	0.7s	+7	8 °	16 °
27	Tmp	69	10.344	9:31:13.51	9:31:14.25	0	0.7s	+7	10 °	16 °
28	Tmp	69	10.518	9:31:27.43	9:31:27.55	0	0.1s	+1	3 °	16 °
29	Tmp	71	10.945	9:32:05.39	9:32:05.68	0	0.3s	+3	8 °	16 °
30	Tmp	72	11.114	9:32:19.23	9:32:19.16	0	0.1s	-1	2 °	16 °
31	Tmp	74	11.679	9:33:03.71	9:33:03.92	0	0.2s	+2	5 °	16 °
33	Tmp	78	12.256	9:34:26.99	9:34:26.68	0	0.3s	-3	8 °	16 °
34	Tmp	81	12.681	9:35:01.55	9:35:02.08	0	0.5s	+5	8 °	16 °
35	Tmp	81	13.000	9:35:28.89	9:35:28.70	0	0.2s	-2	5 °	16 °
36	Tmp	89	14.637	9:38:04.86	9:38:04.25	0	0.6s	-6	14 °	16 °
37	Pass	119	1.334	10:37:58.03	10:36:46.72	0	1m11s	0	9 °	16 °
38	Pass	132	2.074	10:44:15.97	10:38:33.85	0	5m42s	0	9 °	16 °
39	Pass	151	3.009	10:46:59.85	10:41:06.71	0	5m53s	0	9 °	16 °
40	Pass	157	3.307	10:47:33.28	10:42:02.88	0	5m30s	0	9 °	16 °
Num	9	Pen	0	PCZ	1	Total PP	340	Col. Final	16°	



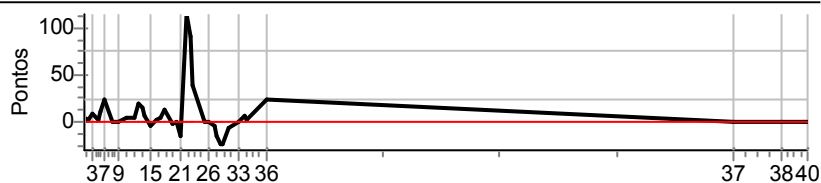
Performance Individual

PC	Tp	Trc	DistPC	Ideal	Passagem	Pen	Erro	Pontos	NoPC	AtePC
N u m	10	10 / Victor Pudell / Wagner Hirt Marques								
		Cat / NL / Largada		SUPER MASTER / 10 / 08:10:00						
		Toledo			TOYOTA					
PC	Tp	Trc	DistPC	Ideal	Passagem	Pen	Erro	Pontos	NoPC	AtePC
1	Tmp	3	0.374	9:15:31.23	9:15:32.19	0	1.0s	+10	16°	16°
2	Tmp	5	0.658	9:15:55.62	9:15:55.82	0	0.2s	+2	8°	10°
3	Tmp	9	1.176	9:16:39.41	9:16:40.27	0	0.9s	+9	14°	14°
4	Tmp	11	1.510	9:17:07.31	9:17:08.85	0	1.5s	+15	16°	14°
5	Tmp	12	1.598	9:17:14.79	9:17:16.14	0	1.4s	+14	16°	14°
6	Tmp	13	1.928	9:17:41.83	9:17:41.65	0	0.2s	-2	7°	14°
7	Tmp	15	2.160	9:18:04.11	9:18:04.75	0	0.6s	+6	11°	14°
8	Tmp	19	2.755	9:19:07.92	9:19:07.66	0	0.3s	-3	14°	14°
9	Tmp	22	3.349	9:19:57.79	9:19:58.81	0	1.0s	+10	17°	15°
10	Tmp	27	3.979	9:20:56.55	9:20:57.14	0	0.6s	+6	14°	15°
11	Tmp	31	4.351	9:21:51.24	9:21:50.97	0	0.3s	-3	7°	15°
12	Tmp	33	4.706	9:22:21.11	9:22:21.97	0	0.9s	+9	13°	15°
13	Tmp	35	5.221	9:23:04.51	9:23:05.64	0	1.1s	+11	14°	15°
14	Tmp	36	5.389	9:23:19.95	9:23:20.75	0	0.8s	+8	14°	17°
15	Tmp	38	5.617	9:23:55.61	9:23:56.14	0	0.5s	+5	9°	17°
16	Tmp	41	6.037	9:24:48.69	9:24:50.83	0	2.1s	[+21]	12°	17°
17	Tmp	43	6.411	9:25:20.22	9:25:20.93	0	0.7s	+7	15°	15°
18	Tmp	44	6.728	9:25:44.53	9:25:44.83	0	0.3s	+3	6°	15°
19	Tmp	49	7.567	9:26:53.66	9:26:52.79	0	0.9s	-9	16°	15°
20	Tmp	49	7.953	9:27:24.54	9:27:25.20	0	0.7s	+7	17°	15°
21	Tmp	51	8.288	9:27:56.86	9:27:54.84	0	2.0s	[-20]	16°	15°
22	Tmp	55	8.597	9:28:42.88	9:28:45.99	0	3.1s	[+31]	3°	15°
23	Tmp	58	8.801	9:29:04.97	9:29:05.34	0	0.4s	+4	3°	14°
24	Tmp	60	8.935	9:29:27.67	9:29:28.57	0	0.9s	+9	5°	14°
25	Tmp	65	9.672	9:31:01.59	9:31:02.08	0	0.5s	+5	10°	14°
26	Tmp	66	9.961	9:31:36.02	9:31:37.93	0	1.9s	+19	13°	14°
27	Tmp	69	10.344	9:32:13.51	9:32:14.89	0	1.4s	+14	14°	14°
28	Tmp	69	10.518	9:32:27.43	9:32:27.73	0	0.3s	+3	9°	14°
29	Tmp	71	10.945	9:33:05.39	9:33:05.48	0	0.1s	+1	1°	14°
30	Tmp	72	11.114	9:33:19.23	9:33:19.01	0	0.2s	-2	9°	13°
31	Tmp	74	11.679	9:34:03.71	9:34:04.02	0	0.3s	+3	11°	13°
33	Tmp	78	12.256	9:35:26.99	9:35:26.07	0	0.9s	-9	15°	13°
34	Tmp	81	12.681	9:36:01.55	9:36:01.54	0	0.0s	0	1°	12°
35	Tmp	81	13.000	9:36:28.89	9:36:28.72	0	0.2s	-2	4°	12°
36	Tmp	89	14.637	9:39:04.86	9:39:04.79	0	0.1s	-1	2°	12°
37	Pass	119	1.334	10:38:58.03	10:37:20.46	0	1m37s	0	8°	12°
38	Pass	132	2.074	10:45:15.97	10:39:09.96	0	6m06s	0	8°	12°
39	Pass	151	3.009	10:47:59.85	10:41:49.18	0	6m10s	0	8°	12°
40	Pass	157	3.307	10:48:33.28	10:43:02.35	0	5m30s	0	8°	12°
Num	10	Pen	0	PCZ	1	Total PP	211	Col. Final	12°	



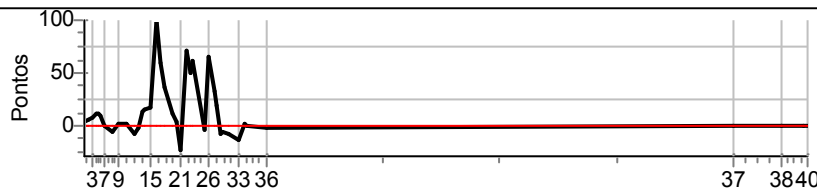
Performance Individual

PC	Tp	Trc	DistPC	Ideal	Passagem	Pen	Erro	Pontos	NoPC	AtePC	
N u m	11	11 / Ricardo Barra / Vanderlei Hirt Marques									
		Cat / NL / Largada		SUPER MASTER / 11 / 08:11:00							
		Niteroi			PAJERO FULL 3 P						
PC	Tp	Trc	DistPC	Ideal	Passagem	Pen	Erro	Pontos	NoPC	AtePC	
1	Tmp	3	0.374	9:16:31.23	9:16:31.65	0	0.4s	+4	8°	8°	
2	Tmp	5	0.658	9:16:55.62	9:16:55.91	0	0.3s	+3	10°	12°	
3	Tmp	9	1.176	9:17:39.41	9:17:40.31	0	0.9s	+9	13°	11°	
4	Tmp	11	1.510	9:18:07.31	9:18:07.77	0	0.5s	+5	10°	12°	
5	Tmp	12	1.598	9:18:14.79	9:18:14.98	0	0.2s	+2	6°	11°	
6	Tmp	13	1.928	9:18:41.83	9:18:42.98	0	1.2s	+12	16°	12°	
7	Tmp	15	2.160	9:19:04.11	9:19:06.63	0	2.5s	[+25]	17°	12°	
8	Tmp	19	2.755	9:20:07.92	9:20:07.93	0	0.0s	0	2°	12°	
9	Tmp	22	3.349	9:20:57.79	9:20:57.91	0	0.1s	+1	8°	12°	
10	Tmp	27	3.979	9:21:56.55	9:21:57.02	0	0.5s	+5	13°	12°	
11	Tmp	31	4.351	9:22:51.24	9:22:51.78	0	0.5s	+5	11°	12°	
12	Tmp	33	4.706	9:23:21.11	9:23:22.99	0	1.9s	+19	17°	14°	
13	Tmp	35	5.221	9:24:04.51	9:24:06.04	0	1.5s	+15	17°	14°	
14	Tmp	36	5.389	9:24:19.95	9:24:20.52	0	0.6s	+6	11°	14°	
15	Tmp	38	5.617	9:24:55.61	9:24:55.33	0	0.3s	-3	5°	13°	
16	Tmp	41	6.037	9:25:48.69	9:25:48.84	0	0.2s	+2	4°	13°	
17	Tmp	43	6.411	9:26:20.22	9:26:20.70	0	0.5s	+5	11°	13°	
18	Tmp	44	6.728	9:26:44.53	9:26:45.78	0	1.3s	+13	16°	13°	
19	Tmp	49	7.567	9:27:53.66	9:27:53.57	0	0.1s	-1	3°	13°	
20	Tmp	49	7.953	9:28:24.54	9:28:24.55	0	0.0s	0	1°	13°	
21	Tmp	51	8.288	9:28:56.86	9:28:55.38	0	1.5s	-15	10°	13°	
22	Tmp	55	8.597	9:29:42.88	9:29:54.26	0	11.4s	[+114]	17°	13°	
23	Tmp	58	8.801	9:30:04.97	9:30:14.09	0	9.1s	+91	17°	15°	
24	Tmp	60	8.935	9:30:27.67	9:30:31.58	0	3.9s	+39	15°	15°	
25	Tmp	65	9.672	9:32:01.59	9:32:01.58	0	0.0s	0	1°	15°	
26	Tmp	66	9.961	9:32:36.02	9:32:36.13	0	0.1s	+1	1°	15°	
27	Tmp	69	10.344	9:33:13.51	9:33:13.18	0	0.3s	-3	8°	15°	
28	Tmp	69	10.518	9:33:27.43	9:33:26.02	0	1.4s	-14	15°	15°	
29	Tmp	71	10.945	9:34:05.39	9:34:03.24	0	2.2s	-22	17°	15°	
30	Tmp	72	11.114	9:34:19.23	9:34:16.90	0	2.3s	-23	17°	15°	
31	Tmp	74	11.679	9:35:03.71	9:35:03.17	0	0.5s	-5	13°	15°	
33	Tmp	78	12.256	9:36:26.99	9:36:27.02	0	0.0s	0	2°	15°	
34	Tmp	81	12.681	9:37:01.55	9:37:02.11	0	0.6s	+6	10°	15°	
35	Tmp	81	13.000	9:37:28.89	9:37:29.17	0	0.3s	+3	10°	15°	
36	Tmp	89	14.637	9:40:04.86	9:40:07.38	0	2.5s	[+25]	17°	15°	
37	Pass	119	1.334	10:39:58.03	10:38:53.88	0	1m04s	0	7°	15°	
38	Pass	132	2.074	10:46:15.97	10:40:58.41	0	5m17s	0	7°	15°	
39	Pass	151	3.009	10:48:59.85	10:43:58.31	0	5m01s	0	7°	15°	
40	Pass	157	3.307	10:49:33.28	10:45:00.66	0	4m32s	0	7°	15°	
Num	11	Pen	0	PCZ	4	Total PP	332	Col. Final	15°		



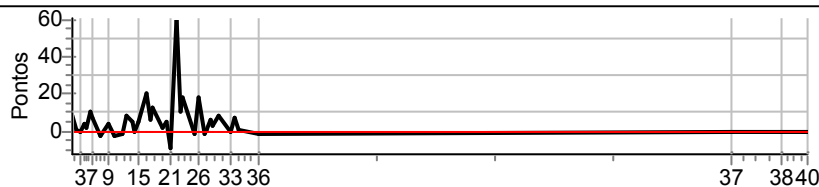
Performance Individual

PC	Tp	Trc	DistPC	Ideal	Passagem	Pen	Erro	Pontos	NoPC	AtePC
N u m	14	14 / Eduardo Ranghetti Rossi / Rogerio Augusto Coelho								
		Cat / NL / Largada		SUPER MASTER / 13 / 08:13:00						
		Luiz Alves		TROLLER						
PC	Tp	Trc	DistPC	Ideal	Passagem	Pen	Erro	Pontos	NoPC	AtePC
1	Tmp	3	0.374	9:18:31.23	9:18:31.48	0	0.3s	+3	5°	5°
2	Tmp	5	0.658	9:18:55.62	9:18:56.26	0	0.6s	+6	14°	13°
3	Tmp	9	1.176	9:19:39.41	9:19:40.09	0	0.7s	+7	9°	13°
4	Tmp	11	1.510	9:20:07.31	9:20:08.40	0	1.1s	+11	13°	13°
5	Tmp	12	1.598	9:20:14.79	9:20:15.83	0	1.0s	+10	14°	13°
6	Tmp	13	1.928	9:20:41.83	9:20:42.73	0	0.9s	+9	14°	13°
7	Tmp	15	2.160	9:21:04.11	9:21:03.99	0	0.1s	-1	2°	13°
8	Tmp	19	2.755	9:22:07.92	9:22:07.19	0	0.7s	-7	16°	13°
9	Tmp	22	3.349	9:22:57.79	9:22:57.90	0	0.1s	+1	7°	13°
10	Tmp	27	3.979	9:23:56.55	9:23:56.77	0	0.2s	+2	5°	13°
11	Tmp	31	4.351	9:24:51.24	9:24:50.36	0	0.9s	-9	17°	13°
12	Tmp	33	4.706	9:25:21.11	9:25:20.91	0	0.2s	-2	5°	12°
13	Tmp	35	5.221	9:26:04.51	9:26:05.75	0	1.2s	+12	15°	13°
14	Tmp	36	5.389	9:26:19.95	9:26:21.31	0	1.4s	+14	16°	13°
15	Tmp	38	5.617	9:26:55.61	9:26:57.29	0	1.7s	+17	17°	15°
16	Tmp	41	6.037	9:27:48.69	9:27:58.67	0	10.0s	[+100]	17°	15°
17	Tmp	43	6.411	9:28:20.22	9:28:26.15	0	5.9s	+59	17°	17°
18	Tmp	44	6.728	9:28:44.53	9:28:48.14	0	3.6s	+36	17°	17°
19	Tmp	49	7.567	9:29:53.66	9:29:54.64	0	1.0s	+10	17°	17°
20	Tmp	49	7.953	9:30:24.54	9:30:24.93	0	0.4s	+4	11°	17°
21	Tmp	51	8.288	9:30:56.86	9:30:54.43	0	2.4s	[-24]	17°	17°
22	Tmp	55	8.597	9:31:42.88	9:31:49.90	0	7.0s	+70	12°	17°
23	Tmp	58	8.801	9:32:04.97	9:32:09.91	0	4.9s	+49	15°	17°
24	Tmp	60	8.935	9:32:27.67	9:32:33.76	0	6.1s	+61	16°	17°
25	Tmp	65	9.672	9:34:01.59	9:34:01.24	0	0.4s	-4	9°	17°
26	Tmp	66	9.961	9:34:36.02	9:34:42.47	0	6.5s	+65	17°	17°
27	Tmp	69	10.344	9:35:13.51	9:35:16.68	0	3.2s	+32	17°	17°
28	Tmp	69	10.518	9:35:27.43	9:35:29.36	0	1.9s	[+19]	17°	17°
29	Tmp	71	10.945	9:36:05.39	9:36:04.53	0	0.9s	-9	15°	17°
30	Tmp	72	11.114	9:36:19.23	9:36:18.58	0	0.7s	-7	15°	17°
31	Tmp	74	11.679	9:37:03.71	9:37:02.91	0	0.8s	-8	15°	17°
33	Tmp	78	12.256	9:38:26.99	9:38:25.53	0	1.5s	-15	16°	17°
34	Tmp	81	12.681	9:39:01.55	9:39:01.67	0	0.1s	+1	3°	17°
35	Tmp	81	13.000	9:39:28.89	9:39:28.82	0	0.1s	-1	3°	17°
36	Tmp	89	14.637	9:42:04.86	9:42:04.66	0	0.2s	-2	5°	17°
37	Pass	119	1.334	10:41:58.03	10:40:53.98	0	1m04s	0	6°	17°
38	Pass	132	2.074	10:48:15.97	10:42:59.52	0	5m16s	0	6°	17°
39	Pass	151	3.009	10:50:59.85	10:46:28.39	0	4m31s	0	6°	17°
40	Pass	157	3.307	10:51:33.28	10:47:42.30	0	3m51s	0	6°	17°
Num	14	Pen	0	PCZ	0	Total PP	544	Col. Final	17°	



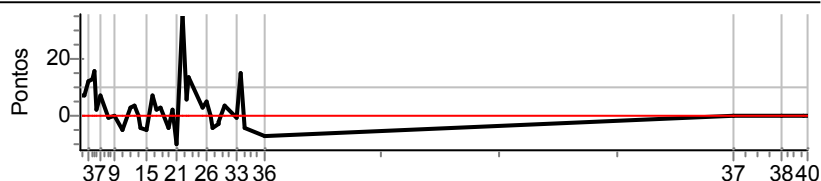
Performance Individual

PC	Tp	Trc	DistPC	Ideal	Passagem	Pen	Erro	Pontos	NoPC	AtePC	
N u m	15	15 / Oscar Jose Schmidt / Gustavo Schmidt									
		Cat / NL / Largada		SUPER MASTER / 14 / 08:14:00							
		Sao Jose		TROLLER							
PC	Tp	Trc	DistPC	Ideal	Passagem	Pen	Erro	Pontos	NoPC	AtePC	
1	Tmp	3	0.374	9:19:31.23	9:19:32.06	0	0.8s	+8	15°	15°	
2	Tmp	5	0.658	9:19:55.62	9:19:55.76	0	0.1s	+1	5°	8°	
3	Tmp	9	1.176	9:20:39.41	9:20:39.45	0	0.0s	0	1°	3°	
4	Tmp	11	1.510	9:21:07.31	9:21:07.66	0	0.4s	+4	9°	6°	
5	Tmp	12	1.598	9:21:14.79	9:21:15.02	0	0.2s	+2	5°	6°	
6	Tmp	13	1.928	9:21:41.83	9:21:42.96	0	1.1s	+11	15°	8°	
7	Tmp	15	2.160	9:22:04.11	9:22:04.78	0	0.7s	+7	14°	11°	
8	Tmp	19	2.755	9:23:07.92	9:23:07.73	0	0.2s	-2	11°	11°	
9	Tmp	22	3.349	9:23:57.79	9:23:58.15	0	0.4s	+4	14°	11°	
10	Tmp	27	3.979	9:24:56.55	9:24:56.39	0	0.2s	-2	4°	10°	
11	Tmp	31	4.351	9:25:51.24	9:25:51.15	0	0.1s	-1	2°	8°	
12	Tmp	33	4.706	9:26:21.11	9:26:21.98	0	0.9s	+9	12°	10°	
13	Tmp	35	5.221	9:27:04.51	9:27:04.98	0	0.5s	+5	6°	10°	
14	Tmp	36	5.389	9:27:19.95	9:27:19.94	0	0.0s	0	2°	10°	
15	Tmp	38	5.617	9:27:55.61	9:27:56.13	0	0.5s	+5	8°	9°	
16	Tmp	41	6.037	9:28:48.69	9:28:50.68	0	2.0s	[+20]	11°	10°	
17	Tmp	43	6.411	9:29:20.22	9:29:20.84	0	0.6s	+6	13°	10°	
18	Tmp	44	6.728	9:29:44.53	9:29:45.85	0	1.3s	+13	15°	10°	
19	Tmp	49	7.567	9:30:53.66	9:30:53.89	0	0.2s	+2	5°	10°	
20	Tmp	49	7.953	9:31:24.54	9:31:25.05	0	0.5s	+5	13°	10°	
21	Tmp	51	8.288	9:31:56.86	9:31:55.99	0	0.9s	-9	6°	10°	
22	Tmp	55	8.597	9:32:42.88	9:32:48.96	0	6.1s	[+61]	11°	10°	
23	Tmp	58	8.801	9:33:04.97	9:33:06.09	0	1.1s	+11	8°	10°	
24	Tmp	60	8.935	9:33:27.67	9:33:29.48	0	1.8s	[+18]	10°	10°	
25	Tmp	65	9.672	9:35:01.59	9:35:01.53	0	0.1s	-1	5°	9°	
26	Tmp	66	9.961	9:35:36.02	9:35:37.84	0	1.8s	+18	12°	9°	
27	Tmp	69	10.344	9:36:13.51	9:36:13.40	0	0.1s	-1	5°	9°	
28	Tmp	69	10.518	9:36:27.43	9:36:27.57	0	0.1s	+1	2°	8°	
29	Tmp	71	10.945	9:37:05.39	9:37:06.00	0	0.6s	+6	11°	8°	
30	Tmp	72	11.114	9:37:19.23	9:37:19.49	0	0.3s	+3	12°	8°	
31	Tmp	74	11.679	9:38:03.71	9:38:04.54	0	0.8s	+8	14°	9°	
33	Tmp	78	12.256	9:39:26.99	9:39:26.96	0	0.0s	0	1°	9°	
34	Tmp	81	12.681	9:40:01.55	9:40:02.28	0	0.7s	+7	11°	9°	
35	Tmp	81	13.000	9:40:28.89	9:40:28.94	0	0.1s	+1	2°	9°	
36	Tmp	89	14.637	9:43:04.86	9:43:04.74	0	0.1s	-1	1°	9°	
37	Pass	119	1.334	10:42:58.03	10:40:57.26	0	2m00s	0	5°	9°	
38	Pass	132	2.074	10:49:15.97	10:43:03.05	0	6m12s	0	5°	9°	
39	Pass	151	3.009	10:51:59.85	10:45:32.85	0	6m27s	0	5°	9°	
40	Pass	157	3.307	10:52:33.28	10:46:33.53	0	5m59s	0	5°	9°	
Num	15	Pen	0	PCZ	3	Total PP	154	Col. Final	9°		



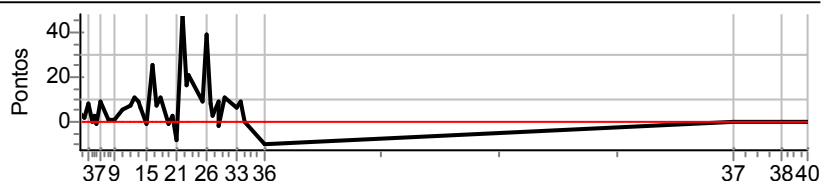
Performance Individual

PC	Tp	Trc	DistPC	Ideal	Passagem	Pen	Erro	Pontos	NoPC	AtePC
N u m	19	19 / Vinicius Lustosa Polati / Marcos Fernando Evangelista								
		Cat / NL / Largada		SUPER MASTER / 16 / 08:16:00						
		Curitiba			PAJERO					
PC	Tp	Trc	DistPC	Ideal	Passagem	Pen	Erro	Pontos	NoPC	AtePC
1	Tmp	3	0.374	9:21:31.23	9:21:31.95	0	0.7s	+7	12°	12°
2	Tmp	5	0.658	9:21:55.62	9:21:56.36	0	0.7s	+7	15°	16°
3	Tmp	9	1.176	9:22:39.41	9:22:40.59	0	1.2s	+12	16°	15°
4	Tmp	11	1.510	9:23:07.31	9:23:08.63	0	1.3s	+13	14°	15°
5	Tmp	12	1.598	9:23:14.79	9:23:16.41	0	1.6s	[+16]	17°	15°
6	Tmp	13	1.928	9:23:41.83	9:23:42.02	0	0.2s	+2	6°	15°
7	Tmp	15	2.160	9:24:04.11	9:24:04.84	0	0.7s	+7	13°	15°
8	Tmp	19	2.755	9:25:07.92	9:25:07.87	0	0.1s	-1	6°	15°
9	Tmp	22	3.349	9:25:57.79	9:25:57.82	0	0.0s	0	2°	14°
10	Tmp	27	3.979	9:26:56.55	9:26:56.02	0	0.5s	-5	12°	14°
11	Tmp	31	4.351	9:27:51.24	9:27:51.58	0	0.3s	+3	6°	14°
12	Tmp	33	4.706	9:28:21.11	9:28:21.48	0	0.4s	+4	9°	13°
13	Tmp	35	5.221	9:29:04.51	9:29:04.55	0	0.0s	0	1°	12°
14	Tmp	36	5.389	9:29:19.95	9:29:19.59	0	0.4s	-4	9°	12°
15	Tmp	38	5.617	9:29:55.61	9:29:55.12	0	0.5s	-5	7°	12°
16	Tmp	41	6.037	9:30:48.69	9:30:49.43	0	0.7s	+7	10°	12°
17	Tmp	43	6.411	9:31:20.22	9:31:20.40	0	0.2s	+2	4°	12°
18	Tmp	44	6.728	9:31:44.53	9:31:44.85	0	0.3s	+3	5°	11°
19	Tmp	49	7.567	9:32:53.66	9:32:53.24	0	0.4s	-4	8°	11°
20	Tmp	49	7.953	9:33:24.54	9:33:24.72	0	0.2s	+2	7°	11°
21	Tmp	51	8.288	9:33:56.86	9:33:55.84	0	1.0s	-10	8°	11°
22	Tmp	55	8.597	9:34:42.88	9:34:46.46	0	3.6s	[+36]	4°	11°
23	Tmp	58	8.801	9:35:04.97	9:35:05.60	0	0.6s	+6	5°	8°
24	Tmp	60	8.935	9:35:27.67	9:35:29.07	0	1.4s	+14	6°	7°
25	Tmp	65	9.672	9:37:01.59	9:37:01.91	0	0.3s	+3	8°	7°
26	Tmp	66	9.961	9:37:36.02	9:37:36.54	0	0.5s	+5	5°	7°
27	Tmp	69	10.344	9:38:13.51	9:38:13.52	0	0.0s	0	1°	7°
28	Tmp	69	10.518	9:38:27.43	9:38:27.08	0	0.4s	-4	11°	7°
29	Tmp	71	10.945	9:39:05.39	9:39:05.05	0	0.3s	-3	7°	7°
30	Tmp	72	11.114	9:39:19.23	9:39:19.01	0	0.2s	-2	8°	7°
31	Tmp	74	11.679	9:40:03.71	9:40:04.15	0	0.4s	+4	12°	7°
33	Tmp	78	12.256	9:41:26.99	9:41:26.92	0	0.1s	-1	6°	7°
34	Tmp	81	12.681	9:42:01.55	9:42:03.08	0	1.5s	[+15]	17°	7°
35	Tmp	81	13.000	9:42:28.89	9:42:28.53	0	0.4s	-4	11°	7°
36	Tmp	89	14.637	9:45:04.86	9:45:04.13	0	0.7s	-7	15°	8°
37	Pass	119	1.334	10:44:58.03	10:43:17.54	0	1m40s	0	4°	8°
38	Pass	132	2.074	10:51:15.97	10:45:08.36	0	6m07s	0	4°	8°
39	Pass	151	3.009	10:53:59.85	10:47:56.25	0	6m03s	0	4°	8°
40	Pass	157	3.307	10:54:33.28	10:48:55.36	0	5m37s	0	4°	8°
Num	19	Pen	0	PCZ	3	Total PP	151	Col. Final	8°	



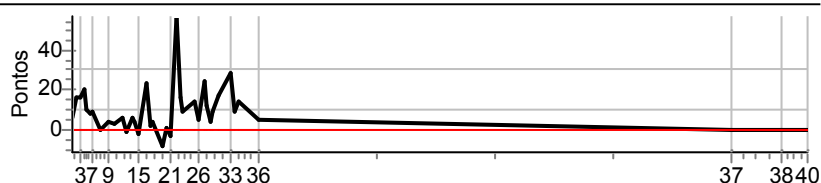
Performance Individual

PC	Tp	Trc	DistPC	Ideal	Passagem	Pen	Erro	Pontos	NoPC	AtePC
N u m	20	20 / Marcelo Felipe Rorig / Roberto Luiz Spessatto								
		Cat / NL / Largada		SUPER MASTER / 17 / 08:17:00						
		Palotina			PAJERO 3500					
PC	Tp	Trc	DistPC	Ideal	Passagem	Pen	Erro	Pontos	NoPC	AtePC
1	Tmp	3	0.374	9:22:31.23	9:22:31.67	0	0.4s	+4	7°	7°
2	Tmp	5	0.658	9:22:55.62	9:22:55.86	0	0.2s	+2	7°	9°
3	Tmp	9	1.176	9:23:39.41	9:23:40.23	0	0.8s	+8	12°	10°
4	Tmp	11	1.510	9:24:07.31	9:24:07.29	0	0.0s	0	1°	8°
5	Tmp	12	1.598	9:24:14.79	9:24:15.04	0	0.3s	+3	8°	8°
6	Tmp	13	1.928	9:24:41.83	9:24:41.78	0	0.1s	-1	2°	7°
7	Tmp	15	2.160	9:25:04.11	9:25:04.96	0	0.9s	+9	16°	8°
8	Tmp	19	2.755	9:26:07.92	9:26:08.06	0	0.1s	+1	5°	7°
9	Tmp	22	3.349	9:26:57.79	9:26:57.89	0	0.1s	+1	6°	8°
10	Tmp	27	3.979	9:27:56.55	9:27:57.09	0	0.5s	+5	11°	9°
11	Tmp	31	4.351	9:28:51.24	9:28:51.91	0	0.7s	+7	15°	10°
12	Tmp	33	4.706	9:29:21.11	9:29:22.25	0	1.1s	+11	16°	11°
13	Tmp	35	5.221	9:30:04.51	9:30:05.36	0	0.9s	+9	12°	11°
14	Tmp	36	5.389	9:30:19.95	9:30:20.58	0	0.6s	+6	10°	11°
15	Tmp	38	5.617	9:30:55.61	9:30:55.47	0	0.1s	-1	1°	11°
16	Tmp	41	6.037	9:31:48.69	9:31:51.21	0	2.5s	[+25]	15°	11°
17	Tmp	43	6.411	9:32:20.22	9:32:20.90	0	0.7s	+7	14°	11°
18	Tmp	44	6.728	9:32:44.53	9:32:45.65	0	1.1s	+11	13°	12°
19	Tmp	49	7.567	9:33:53.66	9:33:53.61	0	0.1s	-1	2°	12°
20	Tmp	49	7.953	9:34:24.54	9:34:24.86	0	0.3s	+3	9°	12°
21	Tmp	51	8.288	9:34:56.86	9:34:56.10	0	0.8s	-8	3°	12°
22	Tmp	55	8.597	9:35:42.88	9:35:47.68	0	4.8s	[+48]	8°	12°
23	Tmp	58	8.801	9:36:04.97	9:36:06.57	0	1.6s	+16	11°	11°
24	Tmp	60	8.935	9:36:27.67	9:36:29.79	0	2.1s	[+21]	11°	11°
25	Tmp	65	9.672	9:38:01.59	9:38:02.51	0	0.9s	+9	14°	12°
26	Tmp	66	9.961	9:38:36.02	9:38:39.96	0	3.9s	+39	16°	13°
27	Tmp	69	10.344	9:39:13.51	9:39:14.27	0	0.8s	+8	11°	12°
28	Tmp	69	10.518	9:39:27.43	9:39:27.75	0	0.3s	+3	8°	12°
29	Tmp	71	10.945	9:40:05.39	9:40:06.32	0	0.9s	+9	14°	12°
30	Tmp	72	11.114	9:40:19.23	9:40:19.05	0	0.2s	-2	7°	12°
31	Tmp	74	11.679	9:41:03.71	9:41:04.85	0	1.1s	+11	16°	12°
33	Tmp	78	12.256	9:42:26.99	9:42:27.60	0	0.6s	+6	13°	12°
34	Tmp	81	12.681	9:43:01.55	9:43:02.46	0	0.9s	+9	13°	13°
35	Tmp	81	13.000	9:43:28.89	9:43:28.93	0	0.0s	0	1°	13°
36	Tmp	89	14.637	9:46:04.86	9:46:03.86	0	1.0s	-10	16°	13°
37	Pass	119	1.334	10:45:58.03	10:43:37.01	0	2m21s	0	3°	13°
38	Pass	132	2.074	10:52:15.97	10:45:38.57	0	6m37s	0	3°	13°
39	Pass	151	3.009	10:54:59.85	10:47:59.11	0	7m00s	0	3°	13°
40	Pass	157	3.307	10:55:33.28	10:49:13.66	0	6m19s	0	3°	13°
Num	20	Pen	0	PCZ	2	Total PP	220	Col. Final	13°	



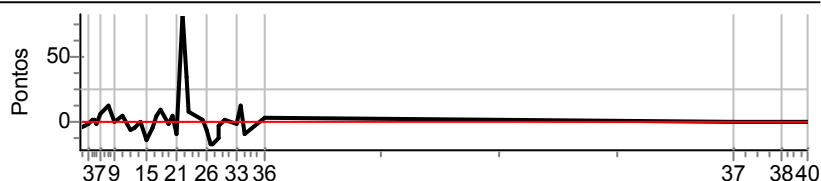
Performance Individual

PC	Tp	Trc	DistPC	Ideal	Passagem	Pen	Erro	Pontos	NoPC	AtePC
N u m	21	21 / Flavio Trento / Alberto Minski Junior								
		Cat / NL / Largada SUPER MASTER / 18 / 08:18:00								
		Laranjeiras do Sul TROLLER								
PC	Tp	Trc	DistPC	Ideal	Passagem	Pen	Erro	Pontos	NoPC	AtePC
1	Tmp	3	0.374	9:23:31.23	9:23:31.82	0	0.6s	+6	11°	11°
2	Tmp	5	0.658	9:23:55.62	9:23:57.24	0	1.6s	+16	17°	15°
3	Tmp	9	1.176	9:24:39.41	9:24:41.05	0	1.6s	+16	17°	17°
4	Tmp	11	1.510	9:25:07.31	9:25:09.26	0	2.0s	+20	17°	17°
5	Tmp	12	1.598	9:25:14.79	9:25:15.83	0	1.0s	+10	13°	17°
6	Tmp	13	1.928	9:25:41.83	9:25:42.59	0	0.8s	+8	13°	17°
7	Tmp	15	2.160	9:26:04.11	9:26:05.04	0	0.9s	+9	15°	17°
8	Tmp	19	2.755	9:27:07.92	9:27:07.91	0	0.0s	0	1°	17°
9	Tmp	22	3.349	9:27:57.79	9:27:58.23	0	0.4s	+4	13°	16°
10	Tmp	27	3.979	9:28:56.55	9:28:56.86	0	0.3s	+3	8°	16°
11	Tmp	31	4.351	9:29:51.24	9:29:51.85	0	0.6s	+6	14°	17°
12	Tmp	33	4.706	9:30:21.11	9:30:21.00	0	0.1s	-1	2°	16°
13	Tmp	35	5.221	9:31:04.51	9:31:05.12	0	0.6s	+6	11°	16°
14	Tmp	36	5.389	9:31:19.95	9:31:20.39	0	0.4s	+4	8°	15°
15	Tmp	38	5.617	9:31:55.61	9:31:55.41	0	0.2s	-2	4°	14°
16	Tmp	41	6.037	9:32:48.69	9:32:51.03	0	2.3s	+23	14°	14°
17	Tmp	43	6.411	9:33:20.22	9:33:20.46	0	0.2s	+2	3°	14°
18	Tmp	44	6.728	9:33:44.53	9:33:44.97	0	0.4s	+4	9°	14°
19	Tmp	49	7.567	9:34:53.66	9:34:52.89	0	0.8s	-8	13°	14°
20	Tmp	49	7.953	9:35:24.54	9:35:24.60	0	0.1s	+1	5°	14°
21	Tmp	51	8.288	9:35:56.86	9:35:56.57	0	0.3s	-3	2°	14°
22	Tmp	55	8.597	9:36:42.88	9:36:48.59	0	5.7s	[+57]	9°	14°
23	Tmp	58	8.801	9:37:04.97	9:37:06.59	0	1.6s	+16	10°	13°
24	Tmp	60	8.935	9:37:27.67	9:37:28.59	0	0.9s	+9	4°	13°
25	Tmp	65	9.672	9:39:01.59	9:39:03.02	0	1.4s	+14	16°	13°
26	Tmp	66	9.961	9:39:36.02	9:39:36.54	0	0.5s	+5	4°	12°
27	Tmp	69	10.344	9:40:13.51	9:40:16.01	0	2.5s	[+25]	16°	13°
28	Tmp	69	10.518	9:40:27.43	9:40:28.58	0	1.2s	+12	14°	13°
29	Tmp	71	10.945	9:41:05.39	9:41:05.81	0	0.4s	+4	9°	13°
30	Tmp	72	11.114	9:41:19.23	9:41:20.16	0	0.9s	+9	16°	14°
31	Tmp	74	11.679	9:42:03.71	9:42:05.44	0	1.7s	+17	17°	14°
33	Tmp	78	12.256	9:43:26.99	9:43:29.91	0	2.9s	[+29]	17°	14°
34	Tmp	81	12.681	9:44:01.55	9:44:02.45	0	0.9s	+9	12°	14°
35	Tmp	81	13.000	9:44:28.89	9:44:30.32	0	1.4s	+14	17°	14°
36	Tmp	89	14.637	9:47:04.86	9:47:05.35	0	0.5s	+5	12°	14°
37	Pass	119	1.334	10:46:58.03	10:45:33.89	0	1m24s	0	2°	14°
38	Pass	132	2.074	10:53:15.97	10:47:44.53	0	5m31s	0	2°	14°
39	Pass	151	3.009	10:55:59.85	10:54:15.61	0	1m44s	0	2°	14°
40	Pass	157	3.307	10:56:33.28	10:55:18.12	0	1m15s	0	2°	14°
Num	21	Pen	0	PCZ	1	Total PP	266	Col. Final	14°	




Performance Individual

PC	Tp	Trc	DistPC	Ideal	Passagem	Pen	Erro	Pontos	NoPC	AtePC
N u m	22	22 / Juvenil Sampaio de Souza / Rodrigo Juliano Borges								
		Cat / NL / Largada		SUPER MASTER / 19 / 08:19:00						
		Curitiba				TROLLER				
PC	Tp	Trc	DistPC	Ideal	Passagem	Pen	Erro	Pontos	NoPC	AtePC
1	Tmp	3	0.374	9:24:31.23	9:24:30.85	0	0.4s	-4	6°	6°
2	Tmp	5	0.658	9:24:55.62	9:24:55.31	0	0.3s	-3	9°	11°
3	Tmp	9	1.176	9:25:39.41	9:25:39.31	0	0.1s	-1	2°	6°
4	Tmp	11	1.510	9:26:07.31	9:26:07.43	0	0.1s	+1	3°	5°
5	Tmp	12	1.598	9:26:14.79	9:26:14.98	0	0.2s	+2	4°	5°
6	Tmp	13	1.928	9:26:41.83	9:26:41.64	0	0.2s	-2	5°	2°
7	Tmp	15	2.160	9:27:04.11	9:27:04.75	0	0.6s	+6	10°	5°
8	Tmp	19	2.755	9:28:07.92	9:28:09.08	0	1.2s	+12	17°	8°
9	Tmp	22	3.349	9:28:57.79	9:28:57.80	0	0.0s	0	1°	7°
10	Tmp	27	3.979	9:29:56.55	9:29:57.07	0	0.5s	+5	10°	7°
11	Tmp	31	4.351	9:30:51.24	9:30:50.63	0	0.6s	-6	13°	7°
12	Tmp	33	4.706	9:31:21.11	9:31:20.76	0	0.4s	-4	8°	9°
13	Tmp	35	5.221	9:32:04.51	9:32:04.38	0	0.1s	-1	2°	7°
14	Tmp	36	5.389	9:32:19.95	9:32:19.93	0	0.0s	0	1°	5°
15	Tmp	38	5.617	9:32:55.61	9:32:54.22	0	1.4s	-14	16°	7°
16	Tmp	41	6.037	9:33:48.69	9:33:48.26	0	0.4s	-4	6°	6°
17	Tmp	43	6.411	9:34:20.22	9:34:20.64	0	0.4s	+4	7°	6°
18	Tmp	44	6.728	9:34:44.53	9:34:45.46	0	0.9s	+9	11°	8°
19	Tmp	49	7.567	9:35:53.66	9:35:53.53	0	0.1s	-1	1°	6°
20	Tmp	49	7.953	9:36:24.54	9:36:25.02	0	0.5s	+5	12°	6°
21	Tmp	51	8.288	9:36:56.86	9:36:55.90	0	1.0s	-10	7°	7°
22	Tmp	55	8.597	9:37:42.88	9:37:51.12	0	8.2s	[+82]	15°	8°
23	Tmp	58	8.801	9:38:04.97	9:38:08.35	0	3.4s	+34	14°	12°
24	Tmp	60	8.935	9:38:27.67	9:38:28.32	0	0.7s	+7	3°	9°
25	Tmp	65	9.672	9:40:01.59	9:40:01.73	0	0.1s	+1	4°	8°
26	Tmp	66	9.961	9:40:36.02	9:40:35.38	0	0.6s	-6	6°	8°
27	Tmp	69	10.344	9:41:13.51	9:41:11.82	0	1.7s	[-17]	15°	8°
28	Tmp	69	10.518	9:41:27.43	9:41:25.72	0	1.7s	[-17]	16°	10°
29	Tmp	71	10.945	9:42:05.39	9:42:04.06	0	1.3s	-13	16°	11°
30	Tmp	72	11.114	9:42:19.23	9:42:18.93	0	0.3s	-3	11°	11°
31	Tmp	74	11.679	9:43:03.71	9:43:03.92	0	0.2s	+2	4°	11°
33	Tmp	78	12.256	9:44:26.99	9:44:26.89	0	0.1s	-1	5°	11°
34	Tmp	81	12.681	9:45:01.55	9:45:02.87	0	1.3s	+13	16°	11°
35	Tmp	81	13.000	9:45:28.89	9:45:28.02	0	0.9s	-9	16°	11°
36	Tmp	89	14.637	9:48:04.86	9:48:05.11	0	0.3s	+3	6°	11°
37	Pass	119	1.334	10:47:58.03	10:45:15.61	0	2m42s	0	1°	11°
38	Pass	132	2.074	10:54:15.97	10:46:59.91	0	7m16s	0	1°	11°
39	Pass	151	3.009	10:56:59.85	10:49:28.88	0	7m31s	0	1°	11°
40	Pass	157	3.307	10:57:33.28	10:50:36.57	0	6m56s	0	1°	11°
Num	22	Pen	0	PCZ	2	Total PP	186	Col. Final	11°	



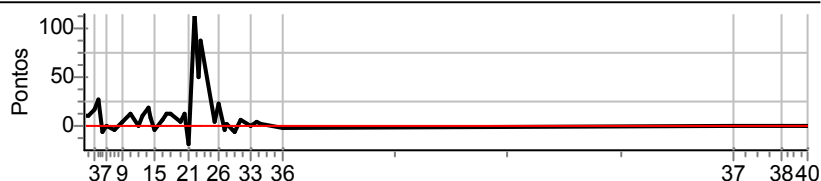
Performance Individual

PC	Tp	Trc	DistPC	Ideal	Passagem	Pen	Erro	Pontos	NoPC	AtePC
N u m	101	101 / Jose Carlos da Silva / Waldemberg S. Barros								
		Cat / NL / Largada		GRADUADO / 24 / 08:24:00						
		Cuiaba					PAJERO FULL			
PC	Tp	Trc	DistPC	Ideal	Passagem	Pen	Erro	Pontos	NoPC	AtePC
1	Tmp	3	0.374	9:29:36.29	9:29:37.25	0	1.0s	+10	22°	22°
2	Tmp	5	0.658	9:30:04.78	9:30:05.81	0	1.0s	+10	20°	23°
3	Tmp	9	1.176	9:30:54.95	9:30:55.94	0	1.0s	+10	15°	20°
4	Tmp	11	1.510	9:31:27.39	9:31:30.13	0	2.7s	+27	24°	18°
5	Tmp	12	1.598	9:31:36.09	9:31:38.57	0	2.5s	+25	25°	24°
6	Tmp	13	1.928	9:32:07.42	9:32:07.07	0	0.4s	-4	11°	23°
7	Tmp	15	2.160	9:32:32.96	9:32:34.17	0	1.2s	+12	14°	20°
8	Tmp	19	2.755	9:33:43.53	9:33:42.84	0	0.7s	-7	22°	21°
9	Tmp	22	3.349	9:34:41.59	9:34:41.59	0	0.0s	0	1°	18°
10	Tmp	27	3.979	9:35:48.64	9:35:48.55	0	0.1s	-1	6°	17°
11	Tmp	31	4.351	9:36:47.23	9:36:47.68	0	0.5s	+5	13°	15°
12	Tmp	33	4.706	9:37:22.01	9:37:21.77	0	0.2s	-2	3°	15°
13	Tmp	35	5.221	9:38:11.39	9:38:11.83	0	0.4s	+4	10°	12°
14	Tmp	36	5.389	9:38:28.56	9:38:29.05	0	0.5s	+5	13°	13°
15	Tmp	38	5.617	9:39:05.51	9:39:04.83	0	0.7s	-7	20°	11°
16	Tmp	41	6.037	9:40:03.87	9:40:02.80	0	1.1s	-11	13°	11°
17	Tmp	43	6.411	9:40:40.60	9:40:41.09	0	0.5s	+5	18°	13°
18	Tmp	44	6.728	9:41:08.49	9:41:09.06	0	0.6s	+6	8°	11°
19	Tmp	49	7.567	9:42:27.53	9:42:27.86	0	0.3s	+3	12°	11°
20	Tmp	49	7.953	9:43:03.16	9:43:03.49	0	0.3s	+3	8°	11°
21	Tmp	51	8.288	9:43:39.36	9:43:37.55	0	1.8s	-18	25°	13°
22	Tmp	55	8.597	9:44:28.64	9:44:35.27	0	6.6s	[+66]	18°	12°
23	Tmp	58	8.801	9:44:53.84	9:44:56.62	0	2.8s	[+28]	21°	13°
24	Tmp	60	8.935	9:45:17.66	9:45:20.47	0	2.8s	[+28]	15°	13°
25	Tmp	65	9.672	9:47:03.00	9:47:02.74	0	0.3s	-3	9°	10°
26	Tmp	66	9.961	9:47:41.34	9:47:41.61	0	0.3s	+3	5°	6°
27	Tmp	69	10.344	9:48:23.85	9:48:23.85	0	0.0s	0	4°	6°
28	Tmp	69	10.518	9:48:39.91	9:48:40.39	0	0.5s	+5	21°	6°
29	Tmp	71	10.945	9:49:23.14	9:49:23.19	0	0.1s	+1	11°	6°
30	Tmp	72	11.114	9:49:39.19	9:49:39.45	0	0.3s	+3	15°	6°
31	Tmp	74	11.679	9:50:30.55	9:50:30.83	0	0.3s	+3	12°	5°
33	Tmp	78	12.256	9:52:00.52	9:52:00.00	0	0.5s	-5	13°	4°
34	Tmp	81	12.681	9:52:40.56	9:52:41.18	0	0.6s	+6	17°	4°
35	Tmp	81	13.000	9:53:12.46	9:53:14.35	0	1.9s	+19	27°	6°
36	Tmp	89	14.637	9:56:08.58	9:56:08.69	0	0.1s	+1	3°	5°
37	Pass	119	1.334	10:56:37.32	10:57:26.82	0	49.5s	0	27°	5°
38	Pass	132	2.074	11:03:02.70	11:01:29.52	0	1m33s	0	28°	5°
39	Pass	151	3.009	11:05:51.41	11:06:05.31	0	13.9s	0	28°	5°
40	Pass	157	3.307	11:06:29.06	11:07:09.96	0	40.9s	0	28°	5°
Num	101	Pen	0	PCZ	2	Total PP	224	Col. Final	5°	



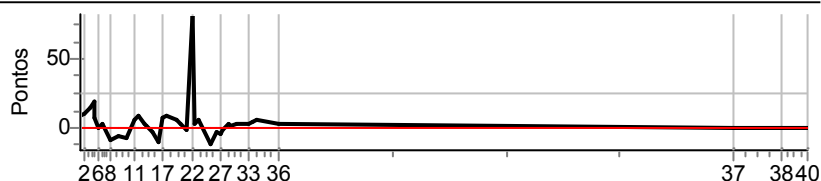
Performance Individual

PC	Tp	Trc	DistPC	Ideal	Passagem	Pen	Erro	Pontos	NoPC	AtePC
N u m	102	102 / Andre Luiz Pinto / Fabio Dutra								
		Cat / NL / Largada		GRADUADO / 25 / 08:25:00						
		Blumenau			TROLLER					
PC	Tp	Trc	DistPC	Ideal	Passagem	Pen	Erro	Pontos	NoPC	AtePC
1	Tmp	3	0.374	9:30:36.29	9:30:37.30	0	1.0s	+10	21°	21°
2	Tmp	5	0.658	9:31:04.78	9:31:05.89	0	1.1s	+11	21°	24°
3	Tmp	9	1.176	9:31:54.95	9:31:56.62	0	1.7s	+17	25°	24°
4	Tmp	11	1.510	9:32:27.39	9:32:30.23	0	2.8s	[+28]	25°	24°
5	Tmp	12	1.598	9:32:36.09	9:32:38.81	0	2.7s	[+27]	27°	26°
6	Tmp	13	1.928	9:33:07.42	9:33:06.85	0	0.6s	-6	14°	25°
7	Tmp	15	2.160	9:33:32.96	9:33:32.83	0	0.1s	-1	2°	22°
8	Tmp	19	2.755	9:34:43.53	9:34:43.17	0	0.4s	-4	15°	20°
9	Tmp	22	3.349	9:35:41.59	9:35:42.05	0	0.5s	+5	18°	21°
10	Tmp	27	3.979	9:36:48.64	9:36:49.95	0	1.3s	+13	19°	22°
11	Tmp	31	4.351	9:37:47.23	9:37:47.17	0	0.1s	-1	2°	21°
12	Tmp	33	4.706	9:38:22.01	9:38:23.15	0	1.1s	+11	22°	20°
13	Tmp	35	5.221	9:39:11.39	9:39:13.27	0	1.9s	+19	22°	22°
14	Tmp	36	5.389	9:39:28.56	9:39:29.37	0	0.8s	+8	20°	21°
15	Tmp	38	5.617	9:40:05.51	9:40:05.04	0	0.5s	-5	18°	20°
16	Tmp	41	6.037	9:41:03.87	9:41:04.49	0	0.6s	+6	9°	18°
17	Tmp	43	6.411	9:41:40.60	9:41:41.83	0	1.2s	+12	26°	20°
18	Tmp	44	6.728	9:42:08.49	9:42:09.64	0	1.2s	+12	19°	19°
19	Tmp	49	7.567	9:43:27.53	9:43:27.88	0	0.4s	+4	17°	19°
20	Tmp	49	7.953	9:44:03.16	9:44:04.35	0	1.2s	+12	21°	19°
21	Tmp	51	8.288	9:44:39.36	9:44:37.50	0	1.9s	-19	26°	22°
22	Tmp	55	8.597	9:45:28.64	9:45:40.12	0	11.5s	[+115]	24°	22°
23	Tmp	58	8.801	9:45:53.84	9:45:58.89	0	5.1s	+51	24°	24°
24	Tmp	60	8.935	9:46:17.66	9:46:26.38	0	8.7s	+87	25°	24°
25	Tmp	65	9.672	9:48:03.00	9:48:03.42	0	0.4s	+4	10°	23°
26	Tmp	66	9.961	9:48:41.34	9:48:43.50	0	2.2s	+22	12°	23°
27	Tmp	69	10.344	9:49:23.85	9:49:23.44	0	0.4s	-4	14°	23°
28	Tmp	69	10.518	9:49:39.91	9:49:40.05	0	0.1s	+1	7°	23°
29	Tmp	71	10.945	9:50:23.14	9:50:22.79	0	0.4s	-4	22°	23°
30	Tmp	72	11.114	9:50:39.19	9:50:38.48	0	0.7s	-7	24°	23°
31	Tmp	74	11.679	9:51:30.55	9:51:31.22	0	0.7s	+7	22°	23°
33	Tmp	78	12.256	9:53:00.52	9:53:00.53	0	0.0s	0	3°	22°
34	Tmp	81	12.681	9:53:40.56	9:53:40.92	0	0.4s	+4	13°	22°
35	Tmp	81	13.000	9:54:12.46	9:54:12.52	0	0.1s	+1	6°	22°
36	Tmp	89	14.637	9:57:08.58	9:57:08.38	0	0.2s	-2	9°	22°
37	Pass	119	1.334	10:57:37.32	10:58:14.41	0	37.1s	0	26°	21°
38	Pass	132	2.074	11:04:02.70	11:03:16.53	0	46.2s	0	27°	21°
39	Pass	151	3.009	11:06:51.41	11:06:43.40	0	8.0s	0	27°	21°
40	Pass	157	3.307	11:07:29.06	11:07:53.46	0	24.4s	0	27°	21°
Num	102	Pen	0	PCZ	1	Total PP	370	Col. Final	21°	




Performance Individual

PC	Tp	Trc	DistPC	Ideal	Passagem	Pen	Erro	Pontos	NoPC	AtePC
N u m	103	103 / Andre Pereira de Queiroz / Leandro Macedo Ferreira								
		Cat / NL / Largada		GRADUADO / 26 / 08:26:00						
		Curitiba			TROLLER					
PC	Tp	Trc	DistPC	Ideal	Passagem	Pen	Erro	Pontos	NoPC	AtePC
1	Tmp	3	0.374	9:31:36.29	9:31:37.08	0	0.8s	+8	17°	17°
2	Tmp	5	0.658	9:32:04.78	9:32:05.74	0	1.0s	+10	19°	18°
3	Tmp	9	1.176	9:32:54.95	9:32:56.39	0	1.4s	[+14]	21°	18°
4	Tmp	11	1.510	9:33:27.39	9:33:29.33	0	1.9s	[+19]	19°	21°
5	Tmp	12	1.598	9:33:36.09	9:33:36.81	0	0.7s	+7	11°	18°
6	Tmp	13	1.928	9:34:07.42	9:34:07.41	0	0.0s	0	1°	11°
7	Tmp	15	2.160	9:34:32.96	9:34:33.12	0	0.2s	+2	5°	9°
8	Tmp	19	2.755	9:35:43.53	9:35:42.62	0	0.9s	-9	25°	10°
9	Tmp	22	3.349	9:36:41.59	9:36:41.02	0	0.6s	-6	20°	10°
10	Tmp	27	3.979	9:37:48.64	9:37:47.98	0	0.7s	-7	14°	10°
11	Tmp	31	4.351	9:38:47.23	9:38:47.70	0	0.5s	+5	12°	10°
12	Tmp	33	4.706	9:39:22.01	9:39:22.95	0	0.9s	+9	16°	10°
13	Tmp	35	5.221	9:40:11.39	9:40:11.71	0	0.3s	+3	9°	8°
14	Tmp	36	5.389	9:40:28.56	9:40:28.61	0	0.1s	+1	6°	9°
15	Tmp	38	5.617	9:41:05.51	9:41:05.23	0	0.3s	-3	13°	8°
16	Tmp	41	6.037	9:42:03.87	9:42:02.86	0	1.0s	-10	11°	8°
17	Tmp	43	6.411	9:42:40.60	9:42:41.29	0	0.7s	+7	24°	9°
18	Tmp	44	6.728	9:43:08.49	9:43:09.40	0	0.9s	+9	14°	10°
19	Tmp	49	7.567	9:44:27.53	9:44:28.06	0	0.5s	+5	19°	10°
20	Tmp	49	7.953	9:45:03.16	9:45:03.40	0	0.2s	+2	4°	9°
21	Tmp	51	8.288	9:45:39.36	9:45:39.20	0	0.2s	-2	3°	8°
22	Tmp	55	8.597	9:46:28.64	9:46:36.79	0	8.2s	[+82]	22°	7°
23	Tmp	58	8.801	9:46:53.84	9:46:54.18	0	0.3s	+3	3°	5°
24	Tmp	60	8.935	9:47:17.66	9:47:18.27	0	0.6s	+6	1°	1°
25	Tmp	65	9.672	9:49:03.00	9:49:01.82	0	1.2s	-12	15°	2°
26	Tmp	66	9.961	9:49:41.34	9:49:41.01	0	0.3s	-3	4°	1°
27	Tmp	69	10.344	9:50:23.85	9:50:23.49	0	0.4s	-4	13°	1°
28	Tmp	69	10.518	9:50:39.91	9:50:39.74	0	0.2s	-2	12°	1°
29	Tmp	71	10.945	9:51:23.14	9:51:23.32	0	0.2s	+2	15°	1°
30	Tmp	72	11.114	9:51:39.19	9:51:39.24	0	0.1s	+1	9°	1°
31	Tmp	74	11.679	9:52:30.55	9:52:30.74	0	0.2s	+2	10°	1°
33	Tmp	78	12.256	9:54:00.52	9:54:00.71	0	0.2s	+2	10°	1°
34	Tmp	81	12.681	9:54:40.56	9:54:40.94	0	0.4s	+4	12°	1°
35	Tmp	81	13.000	9:55:12.46	9:55:12.93	0	0.5s	+5	16°	1°
36	Tmp	89	14.637	9:58:08.58	9:58:08.82	0	0.2s	+2	8°	1°
37	Pass	119	1.334	10:58:37.32	10:59:10.74	0	33.4s	0	25°	1°
38	Pass	132	2.074	11:05:02.70	11:05:04.61	0	1.9s	0	26°	1°
39	Pass	151	3.009	11:07:51.41	11:07:40.69	0	10.7s	0	26°	1°
40	Pass	157	3.307	11:08:29.06	11:08:46.09	0	17.0s	0	26°	1°
Num	103	Pen	0	PCZ	1	Total PP	153	Col. Final	1°	



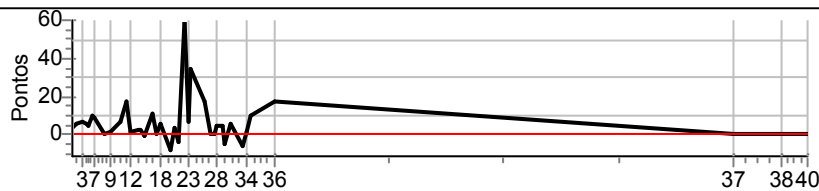
Performance Individual

PC	Tp	Trc	DistPC	Ideal	Passagem	Pen	Erro	Pontos	NoPC	AtePC
N u m	104	104 / Eduardo Schvambach / Julio Cesar Maba Floriani								
		Cat / NL / Largada GRADUADO / 27 / 08:27:00								
		Jaragua do Sul TROLLER								
PC	Tp	Trc	DistPC	Ideal	Passagem	Pen	Erro	Pontos	NoPC	AtePC
1	Tmp	3	0.374	9:32:36.29	9:32:36.56	0	0.3s	+3	3°	3°
2	Tmp	5	0.658	9:33:04.78	9:33:04.74	0	0.0s	0	1°	1°
3	Tmp	9	1.176	9:33:54.95	9:33:54.81	0	0.1s	-1	3°	1°
4	Tmp	11	1.510	9:34:27.39	9:34:27.78	0	0.4s	+4	6°	2°
5	Tmp	12	1.598	9:34:36.09	9:34:36.47	0	0.4s	+4	9°	3°
6	Tmp	13	1.928	9:35:07.42	9:35:07.03	0	0.4s	-4	10°	4°
7	Tmp	15	2.160	9:35:32.96	9:35:33.14	0	0.2s	+2	4°	1°
8	Tmp	19	2.755	9:36:43.53	9:36:43.50	0	0.0s	0	2°	1°
9	Tmp	22	3.349	9:37:41.59	9:37:41.46	0	0.1s	-1	8°	1°
10	Tmp	27	3.979	9:38:48.64	9:38:48.83	0	0.2s	+2	9°	1°
11	Tmp	31	4.351	9:39:47.23	9:39:49.36	0	2.1s	[+21]	27°	1°
12	Tmp	33	4.706	9:40:22.01	9:40:22.45	0	0.4s	+4	6°	1°
13	Tmp	35	5.221	9:41:11.39	9:41:11.29	0	0.1s	-1	4°	1°
14	Tmp	36	5.389	9:41:28.56	9:41:28.67	0	0.1s	+1	5°	1°
15	Tmp	38	5.617	9:42:05.51	9:42:05.63	0	0.1s	+1	8°	1°
16	Tmp	41	6.037	9:43:03.87	9:43:04.26	0	0.4s	+4	8°	1°
17	Tmp	43	6.411	9:43:40.60	9:43:41.06	0	0.5s	+5	17°	1°
18	Tmp	44	6.728	9:44:08.49	9:44:09.25	0	0.8s	+8	10°	1°
19	Tmp	49	7.567	9:45:27.53	9:45:27.19	0	0.3s	-3	11°	1°
20	Tmp	49	7.953	9:46:03.16	9:46:04.26	0	1.1s	+11	19°	1°
21	Tmp	51	8.288	9:46:39.36	9:46:39.41	0	0.1s	+1	1°	1°
22	Tmp	55	8.597	9:47:28.64	9:47:43.72	0	15.1s	[+151]	26°	1°
23	Tmp	58	8.801	9:47:53.84	9:48:02.98	0	9.1s	+91	26°	9°
24	Tmp	60	8.935	9:48:17.66	9:48:24.53	0	6.9s	+69	24°	16°
25	Tmp	65	9.672	9:50:03.00	9:50:02.23	0	0.8s	-8	13°	15°
26	Tmp	66	9.961	9:50:41.34	9:50:43.38	0	2.0s	[+20]	9°	15°
27	Tmp	69	10.344	9:51:23.85	9:51:23.52	0	0.3s	-3	11°	14°
28	Tmp	69	10.518	9:51:39.91	9:51:40.03	0	0.1s	+1	6°	14°
29	Tmp	71	10.945	9:52:23.14	9:52:23.11	0	0.0s	0	6°	14°
30	Tmp	72	11.114	9:52:39.19	9:52:39.01	0	0.2s	-2	12°	12°
31	Tmp	74	11.679	9:53:30.55	9:53:30.60	0	0.1s	+1	5°	12°
33	Tmp	78	12.256	9:55:00.52	9:54:59.67	0	0.9s	-9	18°	11°
34	Tmp	81	12.681	9:55:40.56	9:55:41.08	0	0.5s	+5	14°	12°
35	Tmp	81	13.000	9:56:12.46	9:56:12.30	0	0.2s	-2	12°	11°
36	Tmp	89	14.637	9:59:08.58	9:59:09.12	0	0.5s	+5	13°	10°
37	Pass	119	1.334	10:59:37.32	11:01:10.24	0	1m32s	0	24°	10°
38	Pass	132	2.074	11:06:02.70	11:05:34.87	0	27.8s	0	25°	10°
39	Pass	151	3.009	11:08:51.41	11:08:26.92	0	24.5s	0	25°	10°
40	Pass	157	3.307	11:09:29.06	11:09:41.39	0	12.3s	0	25°	10°
Num	104	Pen	0	PCZ	3	Total PP	256	Col. Final	10°	



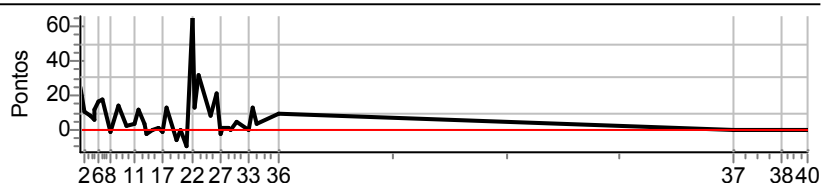
Performance Individual

PC	Tp	Trc	DistPC	Ideal	Passagem	Pen	Erro	Pontos	NoPC	AtePC
N u m	105	105 / Edson Pereira Schebeski / Alexandre William Dalsoto								
		Cat / NL / Largada		GRADUADO / 28 / 08:28:00						
		Ponta Grossa			TROLLER					
PC	Tp	Trc	DistPC	Ideal	Passagem	Pen	Erro	Pontos	NoPC	AtePC
1	Tmp	3	0.374	9:33:36.29	9:33:36.70	0	0.4s	+4	6°	6°
2	Tmp	5	0.658	9:34:04.78	9:34:05.37	0	0.6s	+6	12°	9°
3	Tmp	9	1.176	9:34:54.95	9:34:55.69	0	0.7s	+7	9°	8°
4	Tmp	11	1.510	9:35:27.39	9:35:27.98	0	0.6s	+6	10°	6°
5	Tmp	12	1.598	9:35:36.09	9:35:36.58	0	0.5s	+5	10°	7°
6	Tmp	13	1.928	9:36:07.42	9:36:08.39	0	1.0s	+10	18°	6°
7	Tmp	15	2.160	9:36:32.96	9:36:33.89	0	0.9s	+9	11°	7°
8	Tmp	19	2.755	9:37:43.53	9:37:43.64	0	0.1s	+1	7°	6°
9	Tmp	22	3.349	9:38:41.59	9:38:41.74	0	0.2s	+2	11°	6°
10	Tmp	27	3.979	9:39:48.64	9:39:49.29	0	0.7s	+7	13°	6°
11	Tmp	31	4.351	9:40:47.23	9:40:48.95	0	1.7s	[+17]	26°	6°
12	Tmp	33	4.706	9:41:22.01	9:41:22.22	0	0.2s	+2	2°	6°
13	Tmp	35	5.221	9:42:11.39	9:42:11.65	0	0.3s	+3	8°	5°
14	Tmp	36	5.389	9:42:28.56	9:42:28.83	0	0.3s	+3	11°	5°
15	Tmp	38	5.617	9:43:05.51	9:43:05.46	0	0.1s	-1	7°	4°
16	Tmp	41	6.037	9:44:03.87	9:44:05.00	0	1.1s	+11	12°	5°
17	Tmp	43	6.411	9:44:40.60	9:44:40.57	0	0.0s	0	4°	5°
18	Tmp	44	6.728	9:45:08.49	9:45:09.08	0	0.6s	+6	7°	4°
19	Tmp	49	7.567	9:46:27.53	9:46:26.73	0	0.8s	-8	22°	5°
20	Tmp	49	7.953	9:47:03.16	9:47:03.54	0	0.4s	+4	10°	5°
21	Tmp	51	8.288	9:47:39.36	9:47:38.93	0	0.4s	-4	9°	3°
22	Tmp	55	8.597	9:48:28.64	9:48:34.61	0	6.0s	[+60]	15°	2°
23	Tmp	58	8.801	9:48:53.84	9:48:54.58	0	0.7s	+7	8°	1°
24	Tmp	60	8.935	9:49:17.66	9:49:21.10	0	3.4s	+34	19°	4°
25	Tmp	65	9.672	9:51:03.00	9:51:04.76	0	1.8s	[+18]	18°	4°
26	Tmp	66	9.961	9:51:41.34	9:51:41.40	0	0.1s	+1	3°	2°
27	Tmp	69	10.344	9:52:23.85	9:52:23.86	0	0.0s	0	3°	2°
28	Tmp	69	10.518	9:52:39.91	9:52:40.40	0	0.5s	+5	20°	2°
29	Tmp	71	10.945	9:53:23.14	9:53:23.65	0	0.5s	+5	24°	3°
30	Tmp	72	11.114	9:53:39.19	9:53:38.74	0	0.5s	-5	20°	3°
31	Tmp	74	11.679	9:54:30.55	9:54:31.12	0	0.6s	+6	19°	3°
33	Tmp	78	12.256	9:56:00.52	9:55:59.88	0	0.6s	-6	16°	3°
34	Tmp	81	12.681	9:56:40.56	9:56:40.76	0	0.2s	+2	9°	3°
35	Tmp	81	13.000	9:57:12.46	9:57:13.46	0	1.0s	+10	22°	3°
36	Tmp	89	14.637	10:00:08.58	10:00:10.32	0	1.7s	+17	27°	3°
37	Pass	119	1.334	11:00:37.32	11:02:01.19	0	1m23s	0	23°	3°
38	Pass	132	2.074	11:07:02.70	11:06:07.28	0	55.4s	0	24°	3°
39	Pass	151	3.009	11:09:51.41	11:08:58.51	0	52.9s	0	24°	3°
40	Pass	157	3.307	11:10:29.06	11:09:55.68	0	33.4s	0	24°	3°
Num	105	Pen	0	PCZ	2	Total PP	197	Col. Final	3°	



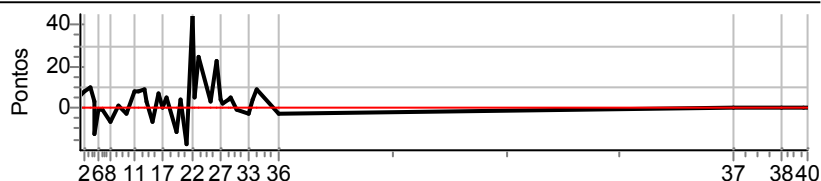
Performance Individual

PC	Tp	Trc	DistPC	Ideal	Passagem	Pen	Erro	Pontos	NoPC	AtePC
N u m	106	106 / Robson Garcia / Rafael Prada								
		Cat / NL / Largada GRADUADO / 29 / 08:29:00								
		Jaragua do Sul PAJERO FULL								
PC	Tp	Trc	DistPC	Ideal	Passagem	Pen	Erro	Pontos	NoPC	AtePC
1	Tmp	3	0.374	9:34:36.29	9:34:38.65	0	2.4s	[+24]	28°	28°
2	Tmp	5	0.658	9:35:04.78	9:35:05.76	0	1.0s	+10	18°	26°
3	Tmp	9	1.176	9:35:54.95	9:35:55.77	0	0.8s	+8	12°	19°
4	Tmp	11	1.510	9:36:27.39	9:36:27.97	0	0.6s	+6	9°	16°
5	Tmp	12	1.598	9:36:36.09	9:36:37.21	0	1.1s	+11	15°	15°
6	Tmp	13	1.928	9:37:07.42	9:37:09.05	0	1.6s	+16	24°	21°
7	Tmp	15	2.160	9:37:32.96	9:37:34.67	0	1.7s	+17	19°	19°
8	Tmp	19	2.755	9:38:43.53	9:38:43.37	0	0.2s	-2	10°	18°
9	Tmp	22	3.349	9:39:41.59	9:39:43.02	0	1.4s	+14	27°	24°
10	Tmp	27	3.979	9:40:48.64	9:40:48.86	0	0.2s	+2	8°	20°
11	Tmp	31	4.351	9:41:47.23	9:41:47.54	0	0.3s	+3	5°	18°
12	Tmp	33	4.706	9:42:22.01	9:42:23.06	0	1.1s	+11	21°	19°
13	Tmp	35	5.221	9:43:11.39	9:43:11.66	0	0.3s	+3	7°	16°
14	Tmp	36	5.389	9:43:28.56	9:43:28.29	0	0.3s	-3	10°	15°
15	Tmp	38	5.617	9:44:05.51	9:44:05.47	0	0.0s	0	4°	14°
16	Tmp	41	6.037	9:45:03.87	9:45:04.00	0	0.1s	+1	3°	12°
17	Tmp	43	6.411	9:45:40.60	9:45:40.36	0	0.2s	-2	12°	11°
18	Tmp	44	6.728	9:46:08.49	9:46:09.73	0	1.2s	+12	18°	13°
19	Tmp	49	7.567	9:47:27.53	9:47:26.89	0	0.6s	-6	21°	14°
20	Tmp	49	7.953	9:48:03.16	9:48:03.11	0	0.1s	-1	1°	12°
21	Tmp	51	8.288	9:48:39.36	9:48:38.41	0	1.0s	-10	15°	12°
22	Tmp	55	8.597	9:49:28.64	9:49:35.26	0	6.6s	[+66]	17°	10°
23	Tmp	58	8.801	9:49:53.84	9:49:55.06	0	1.2s	+12	13°	7°
24	Tmp	60	8.935	9:50:17.66	9:50:20.88	0	3.2s	+32	18°	9°
25	Tmp	65	9.672	9:52:03.00	9:52:03.82	0	0.8s	+8	12°	9°
26	Tmp	66	9.961	9:52:41.34	9:52:43.47	0	2.1s	[+21]	11°	8°
27	Tmp	69	10.344	9:53:23.85	9:53:23.54	0	0.3s	-3	10°	7°
28	Tmp	69	10.518	9:53:39.91	9:53:40.04	0	0.1s	+1	5°	7°
29	Tmp	71	10.945	9:54:23.14	9:54:23.27	0	0.1s	+1	10°	7°
30	Tmp	72	11.114	9:54:39.19	9:54:39.11	0	0.1s	-1	8°	7°
31	Tmp	74	11.679	9:55:30.55	9:55:30.97	0	0.4s	+4	15°	6°
33	Tmp	78	12.256	9:57:00.52	9:57:00.45	0	0.1s	-1	6°	6°
34	Tmp	81	12.681	9:57:40.56	9:57:41.73	0	1.2s	+12	22°	6°
35	Tmp	81	13.000	9:58:12.46	9:58:12.73	0	0.3s	+3	14°	5°
36	Tmp	89	14.637	10:01:08.58	10:01:09.45	0	0.9s	+9	21°	6°
37	Pass	119	1.334	11:01:37.32	11:02:20.45	0	43.1s	0	22°	6°
38	Pass	132	2.074	11:08:02.70	11:07:20.07	0	42.6s	0	23°	6°
39	Pass	151	3.009	11:10:51.41	11:09:58.70	0	52.7s	0	23°	6°
40	Pass	157	3.307	11:11:29.06	11:10:52.41	0	36.7s	0	23°	6°
Num	106	Pen	0	PCZ	1	Total PP	225	Col. Final	6°	



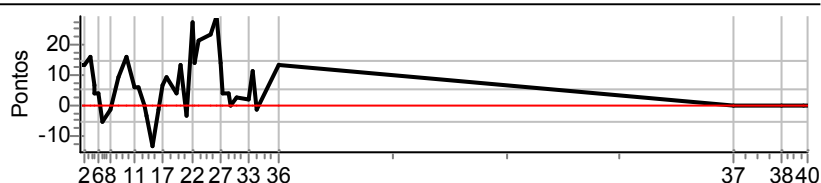
Performance Individual

PC	Tp	Trc	DistPC	Ideal	Passagem	Pen	Erro	Pontos	NoPC	AtePC
N u m	107	107 / Julio Cesar Bonotto Neto / Leandro Jose Machado								
		Cat / NL / Largada GRADUADO / 30 / 08:30:00								
		Sao Bento do Sul					JEEP WRANGLER			
PC	Tp	Trc	DistPC	Ideal	Passagem	Pen	Erro	Pontos	NoPC	AtePC
1	Tmp	3	0.374	9:35:36.29	9:35:36.89	0	0.6s	+6	10°	10°
2	Tmp	5	0.658	9:36:04.78	9:36:05.59	0	0.8s	+8	16°	14°
3	Tmp	9	1.176	9:36:54.95	9:36:55.91	0	1.0s	+10	14°	14°
4	Tmp	11	1.510	9:37:27.39	9:37:27.66	0	0.3s	+3	4°	7°
5	Tmp	12	1.598	9:37:36.09	9:37:34.90	0	1.2s	-12	17°	10°
6	Tmp	13	1.928	9:38:07.42	9:38:07.32	0	0.1s	-1	3°	7°
7	Tmp	15	2.160	9:38:32.96	9:38:32.91	0	0.1s	-1	1°	5°
8	Tmp	19	2.755	9:39:43.53	9:39:42.89	0	0.6s	-6	19°	5°
9	Tmp	22	3.349	9:40:41.59	9:40:41.64	0	0.1s	+1	7°	5°
10	Tmp	27	3.979	9:41:48.64	9:41:48.47	0	0.2s	-2	7°	4°
11	Tmp	31	4.351	9:42:47.23	9:42:48.06	0	0.8s	+8	17°	4°
12	Tmp	33	4.706	9:43:22.01	9:43:22.82	0	0.8s	+8	14°	5°
13	Tmp	35	5.221	9:44:11.39	9:44:12.27	0	0.9s	+9	15°	6°
14	Tmp	36	5.389	9:44:28.56	9:44:28.81	0	0.3s	+3	9°	6°
15	Tmp	38	5.617	9:45:05.51	9:45:04.92	0	0.6s	-6	19°	6°
16	Tmp	41	6.037	9:46:03.87	9:46:04.60	0	0.7s	+7	10°	6°
17	Tmp	43	6.411	9:46:40.60	9:46:40.60	0	0.0s	0	3°	6°
18	Tmp	44	6.728	9:47:08.49	9:47:08.97	0	0.5s	+5	4°	5°
19	Tmp	49	7.567	9:48:27.53	9:48:26.39	0	1.1s	-11	24°	6°
20	Tmp	49	7.953	9:49:03.16	9:49:03.58	0	0.4s	+4	9°	6°
21	Tmp	51	8.288	9:49:39.36	9:49:37.63	0	1.7s	-17	22°	6°
22	Tmp	55	8.597	9:50:28.64	9:50:33.11	0	4.5s	[+45]	9°	4°
23	Tmp	58	8.801	9:50:53.84	9:50:54.30	0	0.5s	+5	6°	4°
24	Tmp	60	8.935	9:51:17.66	9:51:20.15	0	2.5s	[+25]	12°	2°
25	Tmp	65	9.672	9:53:03.00	9:53:03.32	0	0.3s	+3	8°	1°
26	Tmp	66	9.961	9:53:41.34	9:53:43.66	0	2.3s	[+23]	13°	3°
27	Tmp	69	10.344	9:54:23.85	9:54:24.29	0	0.4s	+4	12°	3°
28	Tmp	69	10.518	9:54:39.91	9:54:40.08	0	0.2s	+2	11°	3°
29	Tmp	71	10.945	9:55:23.14	9:55:23.52	0	0.4s	+4	21°	2°
30	Tmp	72	11.114	9:55:39.19	9:55:39.70	0	0.5s	+5	19°	2°
31	Tmp	74	11.679	9:56:30.55	9:56:30.45	0	0.1s	-1	4°	2°
33	Tmp	78	12.256	9:58:00.52	9:58:00.30	0	0.2s	-2	9°	2°
34	Tmp	81	12.681	9:58:40.56	9:58:40.92	0	0.4s	+4	11°	2°
35	Tmp	81	13.000	9:59:12.46	9:59:13.35	0	0.9s	+9	21°	2°
36	Tmp	89	14.637	10:02:08.58	10:02:08.43	0	0.2s	-2	7°	2°
37	Pass	119	1.334	11:02:37.32	11:03:18.30	0	41.0s	0	21°	2°
38	Pass	132	2.074	11:09:02.70	11:08:49.06	0	13.6s	0	22°	2°
39	Pass	151	3.009	11:11:51.41	11:10:57.90	0	53.5s	0	22°	2°
40	Pass	157	3.307	11:12:29.06	11:11:50.40	0	38.7s	0	22°	2°
Num	107	Pen	0	PCZ	1	Total PP	169	Col. Final	2°	




Performance Individual

PC	Tp	Trc	DistPC	Ideal	Passagem	Pen	Erro	Pontos	NoPC	AtePC
N u m	108	108 / Raniero Magnabosco Laghi / Volnei Correa da Silva								
		Cat / NL / Largada		GRADUADO / 31 / 08:31:00						
		Lages			PAJERO FULL					
PC	Tp	Trc	DistPC	Ideal	Passagem	Pen	Erro	Pontos	NoPC	AtePC
1	Tmp	3	0.374	9:36:36.29	9:36:37.57	0	1.3s	+13	25°	25°
2	Tmp	5	0.658	9:37:04.78	9:37:06.07	0	1.3s	+13	24°	27°
3	Tmp	9	1.176	9:37:54.95	9:37:56.58	0	1.6s	+16	22°	27°
4	Tmp	11	1.510	9:38:27.39	9:38:28.04	0	0.7s	+7	11°	22°
5	Tmp	12	1.598	9:38:36.09	9:38:36.45	0	0.4s	+4	8°	17°
6	Tmp	13	1.928	9:39:07.42	9:39:07.83	0	0.4s	+4	9°	13°
7	Tmp	15	2.160	9:39:32.96	9:39:32.42	0	0.5s	-5	6°	11°
8	Tmp	19	2.755	9:40:43.53	9:40:43.39	0	0.1s	-1	6°	9°
9	Tmp	22	3.349	9:41:41.59	9:41:42.47	0	0.9s	+9	23°	9°
10	Tmp	27	3.979	9:42:48.64	9:42:50.28	0	1.6s	+16	20°	13°
11	Tmp	31	4.351	9:43:47.23	9:43:47.87	0	0.6s	+6	15°	13°
12	Tmp	33	4.706	9:44:22.01	9:44:22.64	0	0.6s	+6	10°	13°
13	Tmp	35	5.221	9:45:11.39	9:45:11.40	0	0.0s	0	2°	10°
14	Tmp	36	5.389	9:45:28.56	9:45:28.31	0	0.3s	-3	8°	10°
15	Tmp	38	5.617	9:46:05.51	9:46:04.23	0	1.3s	-13	23°	13°
16	Tmp	41	6.037	9:47:03.87	9:47:03.74	0	0.1s	-1	2°	9°
17	Tmp	43	6.411	9:47:40.60	9:47:41.32	0	0.7s	+7	23°	10°
18	Tmp	44	6.728	9:48:08.49	9:48:09.40	0	0.9s	+9	13°	12°
19	Tmp	49	7.567	9:49:27.53	9:49:27.91	0	0.4s	+4	16°	12°
20	Tmp	49	7.953	9:50:03.16	9:50:04.41	0	1.3s	+13	23°	14°
21	Tmp	51	8.288	9:50:39.36	9:50:39.10	0	0.3s	-3	5°	11°
22	Tmp	55	8.597	9:51:28.64	9:51:31.37	0	2.7s	[+27]	3°	9°
23	Tmp	58	8.801	9:51:53.84	9:51:55.27	0	1.4s	+14	14°	8°
24	Tmp	60	8.935	9:52:17.66	9:52:19.71	0	2.1s	+21	6°	7°
25	Tmp	65	9.672	9:54:03.00	9:54:05.28	0	2.3s	[+23]	22°	8°
26	Tmp	66	9.961	9:54:41.34	9:54:44.28	0	2.9s	[+29]	17°	7°
27	Tmp	69	10.344	9:55:23.85	9:55:25.20	0	1.4s	+14	20°	8°
28	Tmp	69	10.518	9:55:39.91	9:55:40.27	0	0.4s	+4	17°	8°
29	Tmp	71	10.945	9:56:23.14	9:56:23.57	0	0.4s	+4	20°	8°
30	Tmp	72	11.114	9:56:39.19	9:56:39.18	0	0.0s	0	4°	8°
31	Tmp	74	11.679	9:57:30.55	9:57:30.83	0	0.3s	+3	11°	8°
33	Tmp	78	12.256	9:59:00.52	9:59:00.68	0	0.2s	+2	8°	7°
34	Tmp	81	12.681	9:59:40.56	9:59:41.66	0	1.1s	+11	21°	7°
35	Tmp	81	13.000	10:00:12.46	10:00:12.40	0	0.1s	-1	5°	7°
36	Tmp	89	14.637	10:03:08.58	10:03:09.84	0	1.3s	+13	25°	7°
37	Pass	119	1.334	11:03:37.32	11:04:16.55	0	39.2s	0	20°	7°
38	Pass	132	2.074	11:10:02.70	11:10:07.78	0	5.1s	0	21°	7°
39	Pass	151	3.009	11:12:51.41	11:12:21.50	0	29.9s	0	21°	7°
40	Pass	157	3.307	11:13:29.06	11:13:06.28	0	22.8s	0	21°	7°
Num	108	Pen	0	PCZ	2	Total PP	240	Col. Final	7°	




Performance Individual

PC	Tp	Trc	DistPC	Ideal	Passagem	Pen	Erro	Pontos	NoPC	AtePC
N u m	109	109 / Claudemir Hubner / Ana Madalozzo Camati Hubner								
		Cat / NL / Largada		GRADUADO / 32 / 08:32:00						
		Caçador					TROLLER			
PC	Tp	Trc	DistPC	Ideal	Passagem	Pen	Erro	Pontos	NoPC	AtePC
1	Tmp	3	0.374	9:37:36.29	9:37:37.15	0	0.9s	+9	19°	19°
2	Tmp	5	0.658	9:38:04.78	9:38:05.15	0	0.4s	+4	6°	10°
3	Tmp	9	1.176	9:38:54.95	9:38:55.19	0	0.2s	+2	4°	4°
4	Tmp	11	1.510	9:39:27.39	9:39:27.73	0	0.3s	+3	3°	4°
5	Tmp	12	1.598	9:39:36.09	9:39:36.12	0	0.0s	0	1°	4°
6	Tmp	13	1.928	9:40:07.42	9:40:07.54	0	0.1s	+1	2°	2°
7	Tmp	15	2.160	9:40:32.96	9:40:34.32	0	1.4s	+14	16°	4°
8	Tmp	19	2.755	9:41:43.53	9:41:43.44	0	0.1s	-1	5°	3°
9	Tmp	22	3.349	9:42:41.59	9:42:42.02	0	0.4s	+4	15°	4°
10	Tmp	27	3.979	9:43:48.64	9:43:49.47	0	0.8s	+8	16°	3°
11	Tmp	31	4.351	9:44:47.23	9:44:48.82	0	1.6s	[+16]	25°	5°
12	Tmp	33	4.706	9:45:22.01	9:45:21.63	0	0.4s	-4	5°	4°
13	Tmp	35	5.221	9:46:11.39	9:46:10.65	0	0.7s	-7	14°	4°
14	Tmp	36	5.389	9:46:28.56	9:46:27.83	0	0.7s	-7	19°	4°
15	Tmp	38	5.617	9:47:05.51	9:47:04.48	0	1.0s	-10	21°	5°
16	Tmp	41	6.037	9:48:03.87	9:48:03.91	0	0.0s	0	1°	4°
17	Tmp	43	6.411	9:48:40.60	9:48:41.14	0	0.5s	+5	16°	4°
18	Tmp	44	6.728	9:49:08.49	9:49:09.97	0	1.5s	[+15]	24°	6°
19	Tmp	49	7.567	9:50:27.53	9:50:27.55	0	0.0s	0	4°	4°
20	Tmp	49	7.953	9:51:03.16	9:51:02.87	0	0.3s	-3	7°	4°
21	Tmp	51	8.288	9:51:39.36	9:51:37.84	0	1.5s	-15	21°	5°
22	Tmp	55	8.597	9:52:28.64	9:52:33.18	0	4.5s	[+45]	8°	5°
23	Tmp	58	8.801	9:52:53.84	9:52:53.43	0	0.4s	-4	4°	3°
24	Tmp	60	8.935	9:53:17.66	9:53:20.82	0	3.2s	+32	17°	5°
25	Tmp	65	9.672	9:55:03.00	9:55:03.90	0	0.9s	+9	14°	3°
26	Tmp	66	9.961	9:55:41.34	9:55:44.41	0	3.1s	+31	18°	4°
27	Tmp	69	10.344	9:56:23.85	9:56:23.82	0	0.0s	0	2°	4°
28	Tmp	69	10.518	9:56:39.91	9:56:40.41	0	0.5s	+5	19°	4°
29	Tmp	71	10.945	9:57:23.14	9:57:23.18	0	0.0s	0	5°	5°
30	Tmp	72	11.114	9:57:39.19	9:57:38.94	0	0.3s	-3	14°	5°
31	Tmp	74	11.679	9:58:30.55	9:58:31.59	0	1.0s	+10	25°	4°
33	Tmp	78	12.256	10:00:00.52	10:00:01.33	0	0.8s	+8	17°	5°
34	Tmp	81	12.681	10:00:40.56	10:00:41.12	0	0.6s	+6	16°	5°
35	Tmp	81	13.000	10:01:12.46	10:01:12.57	0	0.1s	+1	4°	4°
36	Tmp	89	14.637	10:04:08.58	10:04:08.56	0	0.0s	0	1°	4°
37	Pass	119	1.334	11:04:37.32	11:07:02.07	0	2m24s	0	19°	4°
38	Pass	132	2.074	11:11:02.70	11:11:07.43	0	4.7s	0	20°	4°
39	Pass	151	3.009	11:13:51.41	11:21:40.56	0	7m49s	0	20°	4°
40	Pass	157	3.307	11:14:29.06	11:22:38.52	0	8m09s	0	20°	4°
Num	109	Pen	0	PCZ	6	Total PP	206	Col. Final	4°	



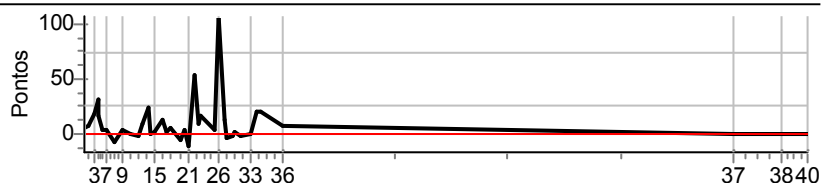
Performance Individual

PC	Tp	Trc	DistPC	Ideal	Passagem	Pen	Erro	Pontos	NoPC	AtePC
N	111	111 / Ednilso Leonel Borguezani / Joel Kravtchenko								
		Cat / NL / Largada GRADUADO / 33 / 08:33:00								
		Curitiba TROLLER								
u	24°									
m										
PC	Tp	Trc	DistPC	Ideal	Passagem	Pen	Erro	Pontos	NoPC	AtePC
1	Tmp	3	0.374	9:38:36.29	9:38:37.11	0	0.8s	+8	16°	16°
2	Tmp	5	0.658	9:39:04.78	9:39:05.99	0	1.2s	+12	23°	20°
3	Tmp	9	1.176	9:39:54.95	9:39:56.76	0	1.8s	+18	27°	23°
4	Tmp	11	1.510	9:40:27.39	9:40:30.34	0	3.0s	[+30]	26°	25°
5	Tmp	12	1.598	9:40:36.09	9:40:38.92	0	2.8s	[+28]	28°	27°
6	Tmp	13	1.928	9:41:07.42	9:41:09.31	0	1.9s	+19	25°	28°
7	Tmp	15	2.160	9:41:32.96	9:41:34.91	0	2.0s	+20	20°	27°
8	Tmp	19	2.755	9:42:43.53	9:42:42.21	0	1.3s	-13	26°	27°
9	Tmp	22	3.349	9:43:41.59	9:43:41.68	0	0.1s	+1	6°	27°
10	Tmp	27	3.979	9:44:48.64	9:44:48.90	0	0.3s	+3	11°	27°
11	Tmp	31	4.351	9:45:47.23	9:45:47.77	0	0.5s	+5	11°	27°
12	Tmp	33	4.706	9:46:22.01	9:46:22.82	0	0.8s	+8	13°	27°
13	Tmp	35	5.221	9:47:11.39	9:47:12.94	0	1.6s	+16	20°	26°
14	Tmp	36	5.389	9:47:28.56	9:47:30.57	0	2.0s	+20	25°	26°
15	Tmp	38	5.617	9:48:05.51	9:48:07.83	0	2.3s	+23	26°	26°
16	Tmp	41	6.037	9:49:03.87	9:49:08.44	0	4.6s	+46	25°	26°
17	Tmp	43	6.411	9:49:40.60	9:49:42.89	0	2.3s	+23	27°	27°
18	Tmp	44	6.728	9:50:08.49	9:50:07.90	0	0.6s	-6	6°	27°
19	Tmp	49	7.567	9:51:27.53	9:51:25.97	0	1.6s	-16	26°	27°
20	Tmp	49	7.953	9:52:03.16	9:52:03.37	0	0.2s	+2	3°	26°
21	Tmp	51	8.288	9:52:39.36	9:52:38.34	0	1.0s	-10	14°	27°
22	Tmp	55	8.597	9:53:28.64	9:53:33.04	0	4.4s	+44	7°	26°
23	Tmp	58	8.801	9:53:53.84	9:53:54.75	0	0.9s	+9	12°	26°
24	Tmp	60	8.935	9:54:17.66	9:54:20.29	0	2.6s	+26	13°	23°
25	Tmp	65	9.672	9:56:03.00	9:56:04.90	0	1.9s	+19	21°	24°
26	Tmp	66	9.961	9:56:41.34	9:56:47.23	0	5.9s	[+59]	23°	24°
27	Tmp	69	10.344	9:57:23.85	9:57:28.24	0	4.4s	+44	27°	25°
28	Tmp	69	10.518	9:57:39.91	9:57:42.51	0	2.6s	+26	27°	26°
29	Tmp	71	10.945	9:58:23.14	9:58:23.54	0	0.4s	+4	19°	26°
30	Tmp	72	11.114	9:58:39.19	9:58:38.82	0	0.4s	-4	18°	26°
31	Tmp	74	11.679	9:59:30.55	9:59:31.26	0	0.7s	+7	21°	26°
33	Tmp	78	12.256	10:01:00.52	10:01:00.70	0	0.2s	+2	7°	25°
34	Tmp	81	12.681	10:01:40.56	10:01:42.14	0	1.6s	+16	25°	25°
35	Tmp	81	13.000	10:02:12.46	10:02:11.62	0	0.8s	-8	19°	25°
36	Tmp	89	14.637	10:05:08.58	10:05:08.34	0	0.2s	-2	6°	25°
37	Pass	119	1.334	11:05:37.32	11:07:15.67	0	1m38s	0	18°	24°
38	Pass	132	2.074	11:12:02.70	11:12:02.95	0	0.3s	0	19°	24°
39	Pass	151	3.009	11:14:51.41	11:14:28.33	0	23.1s	0	19°	24°
40	Pass	157	3.307	11:15:29.06	11:15:19.94	0	9.1s	0	19°	24°
Num	111	Pen	0	PCZ	0	Total PP	480	Col. Final	24°	



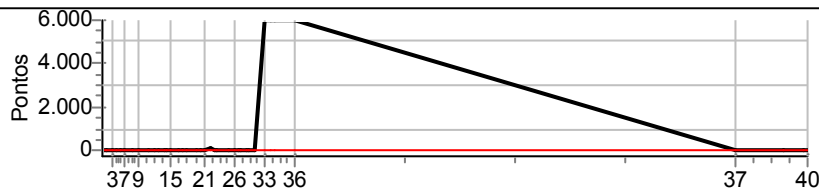
Performance Individual

PC	Tp	Trc	DistPC	Ideal	Passagem	Pen	Erro	Pontos	NoPC	AtePC
N	112	112 / Hobersom Henning / Gilberto Marcowicz Junior								
		Cat / NL / Largada		GRADUADO / 34 / 08:34:00						
		Castro					PAJERO			
m	12°									
PC	Tp	Trc	DistPC	Ideal	Passagem	Pen	Erro	Pontos	NoPC	AtePC
1	Tmp	3	0.374	9:39:36.29	9:39:36.81	0	0.5s	+5	8°	8°
2	Tmp	5	0.658	9:40:04.78	9:40:05.41	0	0.6s	+6	11°	11°
3	Tmp	9	1.176	9:40:54.95	9:40:56.61	0	1.7s	+17	24°	12°
4	Tmp	11	1.510	9:41:27.39	9:41:30.46	0	3.1s	+31	27°	17°
5	Tmp	12	1.598	9:41:36.09	9:41:37.70	0	1.6s	+16	22°	20°
6	Tmp	13	1.928	9:42:07.42	9:42:07.71	0	0.3s	+3	6°	18°
7	Tmp	15	2.160	9:42:32.96	9:42:33.16	0	0.2s	+2	3°	12°
8	Tmp	19	2.755	9:43:43.53	9:43:42.69	0	0.8s	-8	24°	14°
9	Tmp	22	3.349	9:44:41.59	9:44:41.91	0	0.3s	+3	14°	12°
10	Tmp	27	3.979	9:45:48.64	9:45:48.64	0	0.0s	0	2°	9°
11	Tmp	31	4.351	9:46:47.23	9:46:46.97	0	0.3s	-3	4°	8°
12	Tmp	33	4.706	9:47:22.01	9:47:22.77	0	0.8s	+8	12°	8°
13	Tmp	35	5.221	9:48:11.39	9:48:13.71	0	2.3s	[+23]	25°	14°
14	Tmp	36	5.389	9:48:28.56	9:48:28.56	0	0.0s	0	2°	12°
15	Tmp	38	5.617	9:49:05.51	9:49:05.60	0	0.1s	+1	6°	9°
16	Tmp	41	6.037	9:50:03.87	9:50:05.18	0	1.3s	+13	16°	10°
17	Tmp	43	6.411	9:50:40.60	9:50:40.73	0	0.1s	+1	7°	8°
18	Tmp	44	6.728	9:51:08.49	9:51:09.02	0	0.5s	+5	3°	8°
19	Tmp	49	7.567	9:52:27.53	9:52:26.97	0	0.6s	-6	20°	9°
20	Tmp	49	7.953	9:53:03.16	9:53:03.44	0	0.3s	+3	6°	7°
21	Tmp	51	8.288	9:53:39.36	9:53:38.14	0	1.2s	-12	17°	10°
22	Tmp	55	8.597	9:54:28.64	9:54:34.08	0	5.4s	+54	13°	11°
23	Tmp	58	8.801	9:54:53.84	9:54:54.73	0	0.9s	+9	11°	10°
24	Tmp	60	8.935	9:55:17.66	9:55:19.15	0	1.5s	+15	4°	8°
25	Tmp	65	9.672	9:57:03.00	9:57:03.33	0	0.3s	+3	7°	6°
26	Tmp	66	9.961	9:57:41.34	9:57:52.03	0	10.7s	[+107]	27°	9°
27	Tmp	69	10.344	9:58:23.85	9:58:25.08	0	1.2s	+12	19°	10°
28	Tmp	69	10.518	9:58:39.91	9:58:39.53	0	0.4s	-4	16°	10°
29	Tmp	71	10.945	9:59:23.14	9:59:22.98	0	0.2s	-2	14°	11°
30	Tmp	72	11.114	9:59:39.19	9:59:39.24	0	0.1s	+1	7°	11°
31	Tmp	74	11.679	10:00:30.55	10:00:30.34	0	0.2s	-2	9°	10°
33	Tmp	78	12.256	10:02:00.52	10:02:00.44	0	0.1s	-1	5°	8°
34	Tmp	81	12.681	10:02:40.56	10:02:42.53	0	2.0s	[+20]	26°	10°
35	Tmp	81	13.000	10:03:12.46	10:03:14.39	0	1.9s	+19	26°	14°
36	Tmp	89	14.637	10:06:08.58	10:06:09.21	0	0.6s	+6	14°	13°
37	Pass	119	1.334	11:06:37.32	11:07:44.89	0	1m07s	0	17°	12°
38	Pass	132	2.074	11:13:02.70	11:13:14.09	0	11.4s	0	18°	12°
39	Pass	151	3.009	11:15:51.41	11:16:03.21	0	11.8s	0	18°	12°
40	Pass	157	3.307	11:16:29.06	11:16:56.46	0	27.4s	0	18°	12°
Num	112	Pen	0	PCZ	2	Total PP	271	Col. Final	12°	



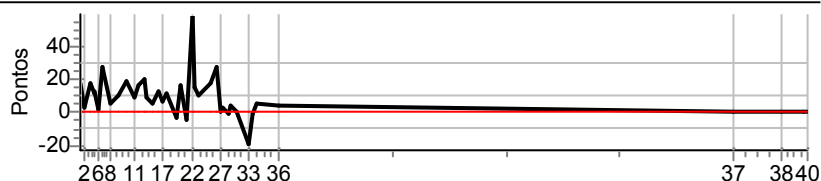
Performance Individual

PC	Tp	Trc	DistPC	Ideal	Passagem	Pen	Erro	Pontos	NoPC	AtePC
N u m	113	113 / Cesar Valandro / Eduardo Luiz Ortolan								
		Cat / NL / Largada		GRADUADO / 35 / 08:35:00						
		Cascavel					PAJERO			
PC	Tp	Trc	DistPC	Ideal	Passagem	Pen	Erro	Pontos	NoPC	AtePC
1	Tmp	3	0.374	9:40:36.29	9:40:37.01	0	0.7s	+7	12°	12°
2	Tmp	5	0.658	9:41:04.78	9:41:05.10	0	0.3s	+3	5°	5°
3	Tmp	9	1.176	9:41:54.95	9:41:56.12	0	1.2s	+12	17°	10°
4	Tmp	11	1.510	9:42:27.39	9:42:28.36	0	1.0s	+10	12°	13°
5	Tmp	12	1.598	9:42:36.09	9:42:36.97	0	0.9s	+9	13°	11°
6	Tmp	13	1.928	9:43:07.42	9:43:08.16	0	0.7s	+7	16°	10°
7	Tmp	15	2.160	9:43:32.96	9:43:33.79	0	0.8s	+8	8°	10°
8	Tmp	19	2.755	9:44:43.53	9:44:43.20	0	0.3s	-3	13°	8°
9	Tmp	22	3.349	9:45:41.59	9:45:41.66	0	0.1s	+1	5°	8°
10	Tmp	27	3.979	9:46:48.64	9:46:51.55	0	2.9s	[+29]	27°	8°
11	Tmp	31	4.351	9:47:47.23	9:47:47.33	0	0.1s	+1	1°	7°
12	Tmp	33	4.706	9:48:22.01	9:48:22.60	0	0.6s	+6	9°	7°
13	Tmp	35	5.221	9:49:11.39	9:49:11.68	0	0.3s	+3	6°	7°
14	Tmp	36	5.389	9:49:28.56	9:49:29.17	0	0.6s	+6	17°	7°
15	Tmp	38	5.617	9:50:05.51	9:50:05.77	0	0.3s	+3	12°	7°
16	Tmp	41	6.037	9:51:03.87	9:51:04.29	0	0.4s	+4	7°	7°
17	Tmp	43	6.411	9:51:40.60	9:51:41.17	0	0.6s	+6	20°	7°
18	Tmp	44	6.728	9:52:08.49	9:52:09.72	0	1.2s	+12	17°	7°
19	Tmp	49	7.567	9:53:27.53	9:53:27.87	0	0.3s	+3	10°	7°
20	Tmp	49	7.953	9:54:03.16	9:54:04.38	0	1.2s	+12	20°	10°
21	Tmp	51	8.288	9:54:39.36	9:54:39.17	0	0.2s	-2	2°	9°
22	Tmp	55	8.597	9:55:28.64	9:55:33.90	0	5.3s	[+53]	11°	6°
23	Tmp	58	8.801	9:55:53.84	9:55:55.99	0	2.2s	+22	18°	6°
24	Tmp	60	8.935	9:56:17.66	9:56:19.95	0	2.3s	+23	8°	6°
25	Tmp	65	9.672	9:58:03.00	9:58:03.17	0	0.2s	+2	6°	5°
26	Tmp	66	9.961	9:58:41.34	9:58:44.05	0	2.7s	[+27]	16°	5°
27	Tmp	69	10.344	9:59:23.85	9:59:24.00	0	0.2s	+2	8°	5°
28	Tmp	69	10.518	9:59:39.91	9:59:40.24	0	0.3s	+3	15°	5°
29	Tmp	71	10.945	10:00:23.14	10:00:22.97	0	0.2s	-2	13°	4°
30	Tmp	72	11.114	10:00:39.19	10:00:39.05	0	0.1s	-1	6°	4°
31	Tmp	74	11.679	10:01:30.55	10:01:33.63	0	3.1s	+31	27°	7°
33	Tmp	78	12.256	10:03:00.52	10:03:09.84	0	31m09s	+6000	28°	27°
34	Tmp	81	12.681	10:03:40.56	10:03:45.68	0	31m05s	+6000	28°	28°
35	Tmp	81	13.000	10:04:12.46	10:03:52.72	0	31m00s	+6000	28°	28°
36	Tmp	89	14.637	10:07:08.58	10:07:13.37	0	31m04s	+6000	28°	28°
37	Pass	119	1.334	11:07:37.32	11:20:36.18	0	12m58s	0	16°	28°
38	Pass	132	2.074	11:14:02.70	11:16:02.21	0	1m59s	0	17°	28°
39	Pass	151	3.009	11:16:51.41	11:25:14.19	0	8m22s	0	17°	28°
40	Pass	157	3.307	11:17:29.06	11:26:09.94	0	8m40s	0	17°	28°
Num	113	Pen	0	PCZ	0	Total PP	24204	Col. Final	28°	



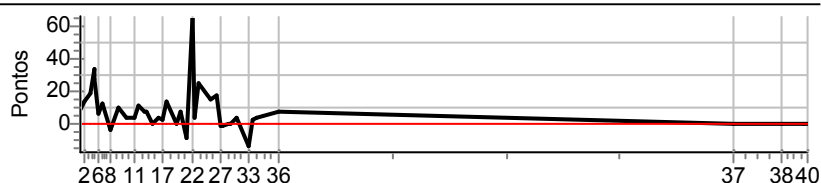
Performance Individual

PC	Tp	Trc	DistPC	Ideal	Passagem	Pen	Erro	Pontos	NoPC	AtePC	
N u m	114	114 / Alexandre Oliveira Breckenfeld / Armando Boas Dias Cabral									
		Cat / NL / Largada		GRADUADO / 36 / 08:36:00							
		Brasilia					TOYOTA HILUX				
PC	Tp	Trc	DistPC	Ideal	Passagem	Pen	Erro	Pontos	NoPC	AtePC	
1	Tmp	3	0.374	9:41:36.29	9:41:38.07	0	1.8s	+18	27°	27°	
2	Tmp	5	0.658	9:42:04.78	9:42:05.07	0	0.3s	+3	4°	6°	
3	Tmp	9	1.176	9:42:54.95	9:42:56.62	0	1.7s	+17	23°	22°	
4	Tmp	11	1.510	9:43:27.39	9:43:28.63	0	1.2s	+12	13°	20°	
5	Tmp	12	1.598	9:43:36.09	9:43:37.43	0	1.3s	+13	18°	21°	
6	Tmp	13	1.928	9:44:07.42	9:44:07.65	0	0.2s	+2	5°	17°	
7	Tmp	15	2.160	9:44:32.96	9:44:35.68	0	2.7s	[+27]	25°	18°	
8	Tmp	19	2.755	9:45:43.53	9:45:43.99	0	0.5s	+5	17°	19°	
9	Tmp	22	3.349	9:46:41.59	9:46:42.60	0	1.0s	+10	25°	20°	
10	Tmp	27	3.979	9:47:48.64	9:47:50.58	0	1.9s	+19	22°	24°	
11	Tmp	31	4.351	9:48:47.23	9:48:48.10	0	0.9s	+9	19°	24°	
12	Tmp	33	4.706	9:49:22.01	9:49:23.60	0	1.6s	+16	25°	24°	
13	Tmp	35	5.221	9:50:11.39	9:50:13.35	0	2.0s	+20	24°	24°	
14	Tmp	36	5.389	9:50:28.56	9:50:29.44	0	0.9s	+9	22°	24°	
15	Tmp	38	5.617	9:51:05.51	9:51:06.01	0	0.5s	+5	17°	25°	
16	Tmp	41	6.037	9:52:03.87	9:52:05.21	0	1.3s	+13	15°	25°	
17	Tmp	43	6.411	9:52:40.60	9:52:41.31	0	0.7s	+7	22°	25°	
18	Tmp	44	6.728	9:53:08.49	9:53:09.64	0	1.2s	+12	16°	25°	
19	Tmp	49	7.567	9:54:27.53	9:54:27.25	0	0.3s	-3	9°	24°	
20	Tmp	49	7.953	9:55:03.16	9:55:04.76	0	1.6s	+16	24°	24°	
21	Tmp	51	8.288	9:55:39.36	9:55:38.96	0	0.4s	-4	8°	24°	
22	Tmp	55	8.597	9:56:28.64	9:56:34.56	0	5.9s	[+59]	14°	24°	
23	Tmp	58	8.801	9:56:53.84	9:56:55.33	0	1.5s	+15	15°	20°	
24	Tmp	60	8.935	9:57:17.66	9:57:18.64	0	1.0s	+10	2°	19°	
25	Tmp	65	9.672	9:59:03.00	9:59:04.77	0	1.8s	+18	17°	19°	
26	Tmp	66	9.961	9:59:41.34	9:59:44.00	0	2.7s	[+27]	15°	20°	
27	Tmp	69	10.344	10:00:23.85	10:00:23.87	0	0.0s	0	1°	18°	
28	Tmp	69	10.518	10:00:39.91	10:00:40.18	0	0.3s	+3	14°	18°	
29	Tmp	71	10.945	10:01:23.14	10:01:23.08	0	0.1s	-1	9°	18°	
30	Tmp	72	11.114	10:01:39.19	10:01:39.55	0	0.4s	+4	17°	18°	
31	Tmp	74	11.679	10:02:30.55	10:02:30.62	0	0.1s	+1	3°	17°	
33	Tmp	78	12.256	10:04:00.52	10:03:58.62	0	1.9s	-19	26°	17°	
34	Tmp	81	12.681	10:04:40.56	10:04:40.42	0	0.1s	-1	4°	16°	
35	Tmp	81	13.000	10:05:12.46	10:05:12.97	0	0.5s	+5	15°	17°	
36	Tmp	89	14.637	10:08:08.58	10:08:08.97	0	0.4s	+4	12°	16°	
37	Pass	119	1.334	11:08:37.32	11:09:27.65	0	50.3s	0	15°	15°	
38	Pass	132	2.074	11:15:02.70	11:14:11.83	0	50.9s	0	16°	15°	
39	Pass	151	3.009	11:17:51.41	11:17:01.35	0	50.1s	0	16°	15°	
40	Pass	157	3.307	11:18:29.06	11:17:52.05	0	37.0s	0	16°	15°	
Num	114	Pen	0	PCZ	1	Total PP	294	Col. Final	15°		



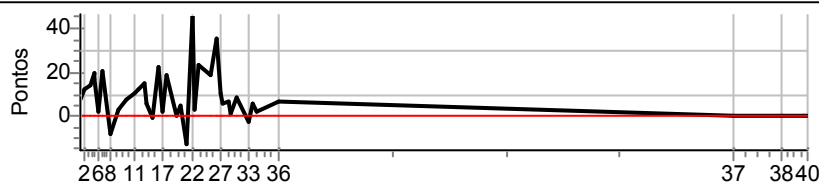
Performance Individual

PC	Tp	Trc	DistPC	Ideal	Passagem	Pen	Erro	Pontos	NoPC	AtePC
N u m	115	115 / Everton Gratt / Wesley Sari								
		Cat / NL / Largada		GRADUADO / 37 / 08:37:00						
		Capinzal					TROLLER			
PC	Tp	Trc	DistPC	Ideal	Passagem	Pen	Erro	Pontos	NoPC	AtePC
1	Tmp	3	0.374	9:42:36.29	9:42:37.10	0	0.8s	+8	15°	15°
2	Tmp	5	0.658	9:43:04.78	9:43:06.14	0	1.4s	+14	25°	21°
3	Tmp	9	1.176	9:43:54.95	9:43:56.79	0	1.8s	+18	26°	25°
4	Tmp	11	1.510	9:44:27.39	9:44:30.76	0	3.4s	+34	28°	27°
5	Tmp	12	1.598	9:44:36.09	9:44:38.80	0	2.7s	[+27]	26°	28°
6	Tmp	13	1.928	9:45:07.42	9:45:08.05	0	0.6s	+6	13°	26°
7	Tmp	15	2.160	9:45:32.96	9:45:34.17	0	1.2s	+12	13°	26°
8	Tmp	19	2.755	9:46:43.53	9:46:43.09	0	0.4s	-4	14°	26°
9	Tmp	22	3.349	9:47:41.59	9:47:42.61	0	1.0s	+10	24°	26°
10	Tmp	27	3.979	9:48:48.64	9:48:48.89	0	0.3s	+3	10°	25°
11	Tmp	31	4.351	9:49:47.23	9:49:47.63	0	0.4s	+4	8°	23°
12	Tmp	33	4.706	9:50:22.01	9:50:23.15	0	1.1s	+11	20°	23°
13	Tmp	35	5.221	9:51:11.39	9:51:12.10	0	0.7s	+7	13°	21°
14	Tmp	36	5.389	9:51:28.56	9:51:29.24	0	0.7s	+7	18°	20°
15	Tmp	38	5.617	9:52:05.51	9:52:05.50	0	0.0s	0	3°	19°
16	Tmp	41	6.037	9:53:03.87	9:53:04.27	0	0.4s	+4	6°	15°
17	Tmp	43	6.411	9:53:40.60	9:53:40.77	0	0.2s	+2	11°	15°
18	Tmp	44	6.728	9:54:08.49	9:54:09.84	0	1.4s	+14	22°	15°
19	Tmp	49	7.567	9:55:27.53	9:55:27.56	0	0.0s	0	3°	15°
20	Tmp	49	7.953	9:56:03.16	9:56:03.81	0	0.7s	+7	14°	15°
21	Tmp	51	8.288	9:56:39.36	9:56:38.43	0	0.9s	-9	13°	14°
22	Tmp	55	8.597	9:57:28.64	9:57:35.28	0	6.6s	[+66]	16°	17°
23	Tmp	58	8.801	9:57:53.84	9:57:54.11	0	0.3s	+3	2°	14°
24	Tmp	60	8.935	9:58:17.66	9:58:20.17	0	2.5s	[+25]	11°	12°
25	Tmp	65	9.672	10:00:03.00	10:00:04.48	0	1.5s	+15	16°	12°
26	Tmp	66	9.961	10:00:41.34	10:00:43.07	0	1.7s	+17	8°	12°
27	Tmp	69	10.344	10:01:23.85	10:01:23.72	0	0.1s	-1	6°	9°
28	Tmp	69	10.518	10:01:39.91	10:01:39.71	0	0.2s	-2	10°	9°
29	Tmp	71	10.945	10:02:23.14	10:02:23.11	0	0.0s	0	4°	9°
30	Tmp	72	11.114	10:02:39.19	10:02:39.17	0	0.0s	0	3°	9°
31	Tmp	74	11.679	10:03:30.55	10:03:30.96	0	0.4s	+4	14°	9°
33	Tmp	78	12.256	10:05:00.52	10:04:59.12	0	1.4s	-14	21°	9°
34	Tmp	81	12.681	10:05:40.56	10:05:40.78	0	0.2s	+2	8°	8°
35	Tmp	81	13.000	10:06:12.46	10:06:12.78	0	0.3s	+3	13°	8°
36	Tmp	89	14.637	10:09:08.58	10:09:09.31	0	0.7s	+7	16°	8°
37	Pass	119	1.334	11:09:37.32	11:10:28.79	0	51.5s	0	14°	8°
38	Pass	132	2.074	11:16:02.70	11:16:10.45	0	7.8s	0	15°	8°
39	Pass	151	3.009	11:18:51.41	11:18:55.58	0	4.2s	0	15°	8°
40	Pass	157	3.307	11:19:29.06	11:19:46.85	0	17.8s	0	15°	8°
Num	115	Pen	0	PCZ	4	Total PP	242	Col. Final	8°	



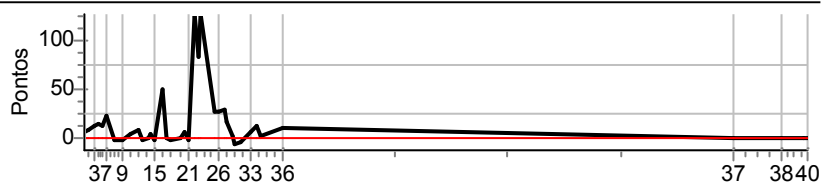
Performance Individual

PC	Tp	Trc	DistPC	Ideal	Passagem	Pen	Erro	Pontos	NoPC	AtePC
N u m	116	116 / Juares Jose Veloso Lacerda / Paulo Roberto de Oliveira								
		Cat / NL / Largada		GRADUADO / 38 / 08:38:00						
		Florianopolis		TROLLER T4						
PC	Tp	Trc	DistPC	Ideal	Passagem	Pen	Erro	Pontos	NoPC	AtePC
1	Tmp	3	0.374	9:43:36.29	9:43:37.05	0	0.8s	+8	14 °	14 °
2	Tmp	5	0.658	9:44:04.78	9:44:06.00	0	1.2s	+12	22 °	19 °
3	Tmp	9	1.176	9:44:54.95	9:44:56.39	0	1.4s	+14	20 °	21 °
4	Tmp	11	1.510	9:45:27.39	9:45:29.35	0	2.0s	+20	20 °	23 °
5	Tmp	12	1.598	9:45:36.09	9:45:37.79	0	1.7s	+17	23 °	22 °
6	Tmp	13	1.928	9:46:07.42	9:46:07.63	0	0.2s	+2	4 °	22 °
7	Tmp	15	2.160	9:46:32.96	9:46:35.10	0	2.1s	+21	21 °	23 °
8	Tmp	19	2.755	9:47:43.53	9:47:42.72	0	0.8s	-8	23 °	24 °
9	Tmp	22	3.349	9:48:41.59	9:48:41.88	0	0.3s	+3	13 °	23 °
10	Tmp	27	3.979	9:49:48.64	9:49:49.45	0	0.8s	+8	15 °	21 °
11	Tmp	31	4.351	9:50:47.23	9:50:48.23	0	1.0s	+10	20 °	22 °
12	Tmp	33	4.706	9:51:22.01	9:51:23.16	0	1.2s	+12	24 °	22 °
13	Tmp	35	5.221	9:52:11.39	9:52:12.93	0	1.5s	+15	17 °	23 °
14	Tmp	36	5.389	9:52:28.56	9:52:29.11	0	0.6s	+6	16 °	22 °
15	Tmp	38	5.617	9:53:05.51	9:53:05.43	0	0.1s	-1	5 °	21 °
16	Tmp	41	6.037	9:54:03.87	9:54:06.19	0	2.3s	[+23]	20 °	22 °
17	Tmp	43	6.411	9:54:40.60	9:54:40.82	0	0.2s	+2	10 °	21 °
18	Tmp	44	6.728	9:55:08.49	9:55:10.40	0	1.9s	+19	26 °	23 °
19	Tmp	49	7.567	9:56:27.53	9:56:27.57	0	0.0s	0	2 °	23 °
20	Tmp	49	7.953	9:57:03.16	9:57:03.66	0	0.5s	+5	11 °	22 °
21	Tmp	51	8.288	9:57:39.36	9:57:38.06	0	1.3s	-13	18 °	21 °
22	Tmp	55	8.597	9:58:28.64	9:58:33.31	0	4.7s	[+47]	10 °	20 °
23	Tmp	58	8.801	9:58:53.84	9:58:54.11	0	0.3s	+3	1 °	17 °
24	Tmp	60	8.935	9:59:17.66	9:59:20.07	0	2.4s	[+24]	9 °	17 °
25	Tmp	65	9.672	10:01:03.00	10:01:04.92	0	1.9s	+19	20 °	18 °
26	Tmp	66	9.961	10:01:41.34	10:01:44.90	0	3.6s	+36	19 °	18 °
27	Tmp	69	10.344	10:02:23.85	10:02:24.82	0	1.0s	+10	17 °	20 °
28	Tmp	69	10.518	10:02:39.91	10:02:40.51	0	0.6s	+6	23 °	19 °
29	Tmp	71	10.945	10:03:23.14	10:03:23.82	0	0.7s	+7	26 °	19 °
30	Tmp	72	11.114	10:03:39.19	10:03:39.27	0	0.1s	+1	5 °	19 °
31	Tmp	74	11.679	10:04:30.55	10:04:31.47	0	0.9s	+9	23 °	19 °
33	Tmp	78	12.256	10:06:00.52	10:06:00.19	0	0.3s	-3	11 °	18 °
34	Tmp	81	12.681	10:06:40.56	10:06:41.15	0	0.6s	+6	15 °	18 °
35	Tmp	81	13.000	10:07:12.46	10:07:12.67	0	0.2s	+2	11 °	18 °
36	Tmp	89	14.637	10:10:08.58	10:10:09.32	0	0.7s	+7	15 °	18 °
37	Pass	119	1.334	11:10:37.32	11:11:14.96	0	37.6s	0	13 °	17 °
38	Pass	132	2.074	11:17:02.70	11:16:58.28	0	4.4s	0	14 °	17 °
39	Pass	151	3.009	11:19:51.41	11:19:12.18	0	39.2s	0	14 °	17 °
40	Pass	157	3.307	11:20:29.06	11:20:11.02	0	18.0s	0	14 °	17 °
Num	116	Pen	0	PCZ	1	Total PP	305	Col. Final	17°	



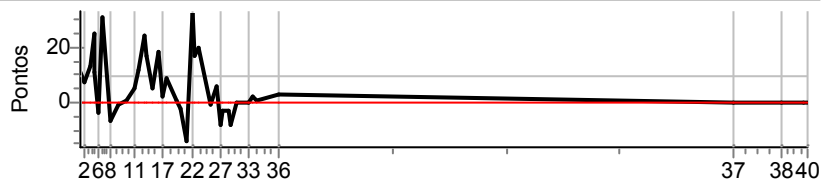
Performance Individual

PC	Tp	Trc	DistPC	Ideal	Passagem	Pen	Erro	Pontos	NoPC	AtePC
N u m	118	118 / Mauri Glir Junior / Henrique Glir								
		Cat / NL / Largada		GRADUADO / 40 / 08:40:00						
		Curitiba			TROLLER 3.2 TGV					
PC	Tp	Trc	DistPC	Ideal	Passagem	Pen	Erro	Pontos	NoPC	AtePC
1	Tmp	3	0.374	9:45:36.29	9:45:36.76	0	0.5s	+5	7°	7°
2	Tmp	5	0.658	9:46:04.78	9:46:05.46	0	0.7s	+7	15°	12°
3	Tmp	9	1.176	9:46:54.95	9:46:56.06	0	1.1s	+11	16°	13°
4	Tmp	11	1.510	9:47:27.39	9:47:28.90	0	1.5s	+15	17°	15°
5	Tmp	12	1.598	9:47:36.09	9:47:37.53	0	1.4s	+14	19°	16°
6	Tmp	13	1.928	9:48:07.42	9:48:08.70	0	1.3s	+13	23°	19°
7	Tmp	15	2.160	9:48:32.96	9:48:35.24	0	2.3s	+23	22°	17°
8	Tmp	19	2.755	9:49:43.53	9:49:43.19	0	0.3s	-3	12°	17°
9	Tmp	22	3.349	9:50:41.59	9:50:41.41	0	0.2s	-2	10°	17°
10	Tmp	27	3.979	9:51:48.64	9:51:49.08	0	0.4s	+4	12°	15°
11	Tmp	31	4.351	9:52:47.23	9:52:48.03	0	0.8s	+8	16°	14°
12	Tmp	33	4.706	9:53:22.01	9:53:21.69	0	0.3s	-3	4°	14°
13	Tmp	35	5.221	9:54:11.39	9:54:11.25	0	0.1s	-1	3°	11°
14	Tmp	36	5.389	9:54:28.56	9:54:28.91	0	0.4s	+4	12°	11°
15	Tmp	38	5.617	9:55:05.51	9:55:05.31	0	0.2s	-2	11°	10°
16	Tmp	41	6.037	9:56:03.87	9:56:08.95	0	5.1s	+51	26°	13°
17	Tmp	43	6.411	9:56:40.60	9:56:40.64	0	0.0s	0	2°	12°
18	Tmp	44	6.728	9:57:08.49	9:57:08.23	0	0.3s	-3	2°	9°
19	Tmp	49	7.567	9:58:27.53	9:58:27.54	0	0.0s	0	1°	8°
20	Tmp	49	7.953	9:59:03.16	9:59:03.77	0	0.6s	+6	13°	8°
21	Tmp	51	8.288	9:59:39.36	9:59:39.04	0	0.3s	-3	4°	7°
22	Tmp	55	8.597	10:00:28.64	10:00:41.39	0	12.8s	[+128]	25°	13°
23	Tmp	58	8.801	10:00:53.84	10:01:02.27	0	8.4s	+84	25°	22°
24	Tmp	60	8.935	10:01:17.66	10:01:30.45	0	12.8s	+128	26°	25°
25	Tmp	65	9.672	10:03:03.00	10:03:05.62	0	2.6s	[+26]	23°	26°
26	Tmp	66	9.961	10:03:41.34	10:03:43.92	0	2.6s	+26	14°	26°
27	Tmp	69	10.344	10:04:23.85	10:04:26.68	0	2.8s	[+28]	25°	26°
28	Tmp	69	10.518	10:04:39.91	10:04:41.46	0	1.6s	+16	26°	25°
29	Tmp	71	10.945	10:05:23.14	10:05:23.23	0	0.1s	+1	8°	25°
30	Tmp	72	11.114	10:05:39.19	10:05:38.54	0	0.7s	-7	23°	25°
31	Tmp	74	11.679	10:06:30.55	10:06:30.07	0	0.5s	-5	17°	25°
33	Tmp	78	12.256	10:08:00.52	10:08:00.97	0	0.5s	+5	12°	24°
34	Tmp	81	12.681	10:08:40.56	10:08:41.85	0	1.3s	+13	24°	24°
35	Tmp	81	13.000	10:09:12.46	10:09:12.65	0	0.2s	+2	10°	24°
36	Tmp	89	14.637	10:12:08.58	10:12:09.61	0	1.0s	+10	23°	24°
37	Pass	119	1.334	11:12:37.32	11:13:15.84	0	38.5s	0	12°	23°
38	Pass	132	2.074	11:19:02.70	11:18:21.25	0	41.5s	0	13°	23°
39	Pass	151	3.009	11:21:51.41	11:21:49.04	0	2.4s	0	13°	23°
40	Pass	157	3.307	11:22:29.06	11:23:02.70	0	33.6s	0	13°	23°
Num	118	Pen	0	PCZ	2	Total PP	475	Col. Final	23°	




Performance Individual

PC	Tp	Trc	DistPC	Ideal	Passagem	Pen	Erro	Pontos	NoPC	AtePC
N	119	119 / Aurelio Borio Bilhalva / Tiago Poisl								
		Cat / NL / Largada		GRADUADO / 41 / 08:41:00						
		Pelotas					PAJERO			
m	9°									
PC	Tp	Trc	DistPC	Ideal	Passagem	Pen	Erro	Pontos	NoPC	AtePC
1	Tmp	3	0.374	9:46:36.29	9:46:37.39	0	1.1s	+11	23°	23°
2	Tmp	5	0.658	9:47:04.78	9:47:05.43	0	0.7s	+7	14°	15°
3	Tmp	9	1.176	9:47:54.95	9:47:56.25	0	1.3s	+13	19°	17°
4	Tmp	11	1.510	9:48:27.39	9:48:29.92	0	2.5s	[+25]	23°	19°
5	Tmp	12	1.598	9:48:36.09	9:48:37.21	0	1.1s	+11	14°	19°
6	Tmp	13	1.928	9:49:07.42	9:49:07.07	0	0.4s	-4	8°	16°
7	Tmp	15	2.160	9:49:32.96	9:49:36.07	0	3.1s	+31	27°	21°
8	Tmp	19	2.755	9:50:43.53	9:50:42.81	0	0.7s	-7	21°	22°
9	Tmp	22	3.349	9:51:41.59	9:51:41.45	0	0.1s	-1	4°	19°
10	Tmp	27	3.979	9:52:48.64	9:52:48.69	0	0.1s	+1	5°	18°
11	Tmp	31	4.351	9:53:47.23	9:53:47.72	0	0.5s	+5	10°	16°
12	Tmp	33	4.706	9:54:22.01	9:54:23.25	0	1.2s	+12	23°	18°
13	Tmp	35	5.221	9:55:11.39	9:55:13.77	0	2.4s	[+24]	26°	20°
14	Tmp	36	5.389	9:55:28.56	9:55:30.27	0	1.7s	+17	24°	23°
15	Tmp	38	5.617	9:56:05.51	9:56:06.04	0	0.5s	+5	16°	23°
16	Tmp	41	6.037	9:57:03.87	9:57:05.70	0	1.8s	+18	18°	23°
17	Tmp	43	6.411	9:57:40.60	9:57:40.75	0	0.2s	+2	9°	22°
18	Tmp	44	6.728	9:58:08.49	9:58:09.41	0	0.9s	+9	12°	20°
19	Tmp	49	7.567	9:59:27.53	9:59:27.60	0	0.1s	+1	6°	20°
20	Tmp	49	7.953	10:00:03.16	10:00:02.95	0	0.2s	-2	2°	18°
21	Tmp	51	8.288	10:00:39.36	10:00:38.00	0	1.4s	-14	19°	18°
22	Tmp	55	8.597	10:01:28.64	10:01:31.93	0	3.3s	[+33]	5°	19°
23	Tmp	58	8.801	10:01:53.84	10:01:55.58	0	1.7s	+17	16°	18°
24	Tmp	60	8.935	10:02:17.66	10:02:19.66	0	2.0s	+20	5°	18°
25	Tmp	65	9.672	10:04:03.00	10:04:02.90	0	0.1s	-1	3°	17°
26	Tmp	66	9.961	10:04:41.34	10:04:41.94	0	0.6s	+6	6°	13°
27	Tmp	69	10.344	10:05:23.85	10:05:23.01	0	0.8s	-8	16°	13°
28	Tmp	69	10.518	10:05:39.91	10:05:39.64	0	0.3s	-3	13°	13°
29	Tmp	71	10.945	10:06:23.14	10:06:22.89	0	0.3s	-3	18°	12°
30	Tmp	72	11.114	10:06:39.19	10:06:38.41	0	0.8s	-8	27°	13°
31	Tmp	74	11.679	10:07:30.55	10:07:30.53	0	0.0s	0	2°	13°
33	Tmp	78	12.256	10:09:00.52	10:09:00.55	0	0.0s	0	2°	10°
34	Tmp	81	12.681	10:09:40.56	10:09:40.80	0	0.2s	+2	7°	9°
35	Tmp	81	13.000	10:10:12.46	10:10:12.57	0	0.1s	+1	3°	9°
36	Tmp	89	14.637	10:13:08.58	10:13:08.90	0	0.3s	+3	11°	9°
37	Pass	119	1.334	11:13:37.32	11:14:13.32	0	36.0s	0	11°	9°
38	Pass	132	2.074	11:20:02.70	11:20:04.46	0	1.8s	0	12°	9°
39	Pass	151	3.009	11:22:51.41	11:22:25.54	0	25.9s	0	12°	9°
40	Pass	157	3.307	11:23:29.06	11:23:29.19	0	0.1s	0	12°	9°
Num	119	Pen	0	PCZ	2	Total PP	243	Col. Final	9°	



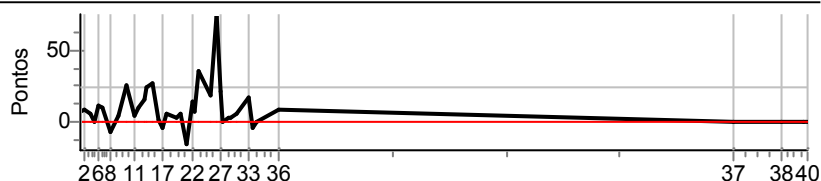
Performance Individual

PC	Tp	Trc	DistPC	Ideal	Passagem	Pen	Erro	Pontos	NoPC	AtePC
N u m	121	121 / Marcelo Prevideli / Bruno Lindmann								
		Cat / NL / Largada GRADUADO / 43 / 08:43:00								
		Rio Negrinho TROLLER								
PC	Tp	Trc	DistPC	Ideal	Passagem	Pen	Erro	Pontos	NoPC	AtePC
1	Tmp	3	0.374	9:48:36.29	9:48:36.70	0	0.4s	+4	5°	5°
2	Tmp	5	0.658	9:49:04.78	9:49:05.29	0	0.5s	+5	8°	7°
3	Tmp	9	1.176	9:49:54.95	9:49:55.74	0	0.8s	+8	11°	6°
4	Tmp	11	1.510	9:50:27.39	9:50:28.76	0	1.4s	+14	16°	9°
5	Tmp	12	1.598	9:50:36.09	9:50:37.69	0	1.6s	+16	21°	13°
6	Tmp	13	1.928	9:51:07.42	9:51:08.43	0	1.0s	+10	17°	14°
7	Tmp	15	2.160	9:51:32.96	9:51:34.70	0	1.7s	[+17]	18°	15°
8	Tmp	19	2.755	9:52:43.53	9:52:43.19	0	0.3s	-3	11°	15°
9	Tmp	22	3.349	9:53:41.59	9:53:42.14	0	0.6s	+6	19°	15°
10	Tmp	27	3.979	9:54:48.64	9:54:49.66	0	1.0s	+10	18°	16°
11	Tmp	31	4.351	9:55:47.23	9:55:48.63	0	1.4s	+14	22°	19°
12	Tmp	33	4.706	9:56:22.01	9:56:22.63	0	0.6s	+6	8°	17°
13	Tmp	35	5.221	9:57:11.39	9:57:12.99	0	1.6s	+16	19°	18°
14	Tmp	36	5.389	9:57:28.56	9:57:28.69	0	0.1s	+1	4°	16°
15	Tmp	38	5.617	9:58:05.51	9:58:05.95	0	0.4s	+4	14°	17°
16	Tmp	41	6.037	9:59:03.87	9:59:05.11	0	1.2s	+12	14°	16°
17	Tmp	43	6.411	9:59:40.60	9:59:41.04	0	0.4s	+4	15°	16°
18	Tmp	44	6.728	10:00:08.49	10:00:09.43	0	0.9s	+9	11°	16°
19	Tmp	49	7.567	10:01:27.53	10:01:27.76	0	0.2s	+2	8°	16°
20	Tmp	49	7.953	10:02:03.16	10:02:04.29	0	1.1s	+11	18°	17°
21	Tmp	51	8.288	10:02:39.36	10:02:38.24	0	1.1s	-11	16°	16°
22	Tmp	55	8.597	10:03:28.64	10:03:45.80	0	17.2s	[+172]	27°	14°
23	Tmp	58	8.801	10:03:53.84	10:04:05.09	0	11.3s	+113	27°	25°
24	Tmp	60	8.935	10:04:17.66	10:04:33.66	0	16.0s	+160	27°	27°
25	Tmp	65	9.672	10:06:03.00	10:06:11.02	0	8.0s	+80	27°	27°
26	Tmp	66	9.961	10:06:41.34	10:06:50.31	0	9.0s	+90	26°	27°
27	Tmp	69	10.344	10:07:23.85	10:07:25.86	0	2.0s	[+20]	21°	27°
28	Tmp	69	10.518	10:07:39.91	10:07:39.86	0	0.1s	-1	4°	27°
29	Tmp	71	10.945	10:08:23.14	10:08:23.16	0	0.0s	0	3°	27°
30	Tmp	72	11.114	10:08:39.19	10:08:39.16	0	0.0s	0	2°	27°
31	Tmp	74	11.679	10:09:30.55	10:09:31.59	0	1.0s	+10	24°	27°
33	Tmp	78	12.256	10:11:00.52	10:11:01.74	0	1.2s	+12	20°	26°
34	Tmp	81	12.681	10:11:40.56	10:11:41.81	0	1.3s	+13	23°	26°
35	Tmp	81	13.000	10:12:12.46	10:12:13.19	0	0.7s	+7	18°	26°
36	Tmp	89	14.637	10:15:08.58	10:15:08.88	0	0.3s	+3	10°	26°
37	Pass	119	1.334	11:15:37.32	11:16:49.12	0	1m11s	0	10°	25°
38	Pass	132	2.074	11:22:02.70	11:20:57.68	0	1m05s	0	11°	25°
39	Pass	151	3.009	11:24:51.41	11:26:04.78	0	1m13s	0	11°	25°
40	Pass	157	3.307	11:25:29.06	11:27:02.82	0	1m33s	0	11°	25°
Num	121	Pen	0	PCZ	2	Total PP	655	Col. Final	25°	



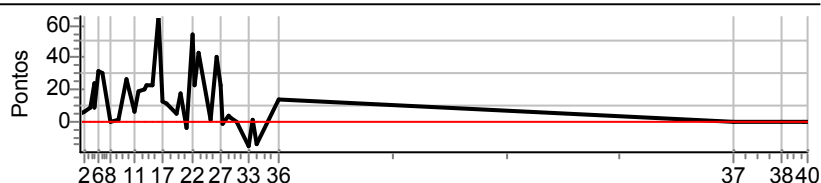
Performance Individual

PC	Tp	Trc	DistPC	Ideal	Passagem	Pen	Erro	Pontos	NoPC	AtePC
N u m	123	123 / Arno Jose de Melo / Leonardo Agostinho de Melo								
		Cat / NL / Largada GRADUADO / 44 / 08:44:00								
		Sao Jose TROLLER								
PC	Tp	Trc	DistPC	Ideal	Passagem	Pen	Erro	Pontos	NoPC	AtePC
1	Tmp	3	0.374	9:49:36.29	9:49:37.11	0	0.8s	+8	13°	13°
2	Tmp	5	0.658	9:50:04.78	9:50:05.72	0	0.9s	+9	17°	17°
3	Tmp	9	1.176	9:50:54.95	9:50:55.63	0	0.7s	+7	8°	15°
4	Tmp	11	1.510	9:51:27.39	9:51:27.41	0	0.0s	0	1°	5°
5	Tmp	12	1.598	9:51:36.09	9:51:36.14	0	0.1s	+1	4°	5°
6	Tmp	13	1.928	9:52:07.42	9:52:08.63	0	1.2s	+12	22°	5°
7	Tmp	15	2.160	9:52:32.96	9:52:34.02	0	1.1s	+11	12°	6°
8	Tmp	19	2.755	9:53:43.53	9:53:42.98	0	0.6s	-6	18°	7°
9	Tmp	22	3.349	9:54:41.59	9:54:42.13	0	0.5s	+5	17°	7°
10	Tmp	27	3.979	9:55:48.64	9:55:51.27	0	2.6s	[+26]	26°	7°
11	Tmp	31	4.351	9:56:47.23	9:56:47.73	0	0.5s	+5	9°	9°
12	Tmp	33	4.706	9:57:22.01	9:57:23.15	0	1.1s	+11	19°	9°
13	Tmp	35	5.221	9:58:11.39	9:58:13.03	0	1.6s	+16	18°	13°
14	Tmp	36	5.389	9:58:28.56	9:58:31.09	0	2.5s	+25	27°	17°
15	Tmp	38	5.617	9:59:05.51	9:59:08.28	0	2.8s	[+28]	27°	22°
16	Tmp	41	6.037	10:00:03.87	10:00:04.06	0	0.2s	+2	5°	19°
17	Tmp	43	6.411	10:00:40.60	10:00:40.34	0	0.3s	-3	14°	18°
18	Tmp	44	6.728	10:01:08.49	10:01:09.05	0	0.6s	+6	5°	17°
19	Tmp	49	7.567	10:02:27.53	10:02:27.96	0	0.4s	+4	15°	17°
20	Tmp	49	7.953	10:03:03.16	10:03:03.71	0	0.6s	+6	12°	16°
21	Tmp	51	8.288	10:03:39.36	10:03:37.82	0	1.5s	-15	20°	17°
22	Tmp	55	8.597	10:04:28.64	10:04:30.16	0	1.5s	+15	2°	15°
23	Tmp	58	8.801	10:04:53.84	10:04:54.64	0	0.8s	+8	10°	12°
24	Tmp	60	8.935	10:05:17.66	10:05:21.23	0	3.6s	+36	20°	11°
25	Tmp	65	9.672	10:07:03.00	10:07:04.86	0	1.9s	+19	19°	14°
26	Tmp	66	9.961	10:07:41.34	10:07:48.93	0	7.6s	[+76]	25°	16°
27	Tmp	69	10.344	10:08:23.85	10:08:26.08	0	2.2s	+22	24°	17°
28	Tmp	69	10.518	10:08:39.91	10:08:39.94	0	0.0s	0	2°	17°
29	Tmp	71	10.945	10:09:23.14	10:09:23.46	0	0.3s	+3	17°	17°
30	Tmp	72	11.114	10:09:39.19	10:09:39.55	0	0.4s	+4	16°	16°
31	Tmp	74	11.679	10:10:30.55	10:10:31.18	0	0.6s	+6	18°	18°
33	Tmp	78	12.256	10:12:00.52	10:12:02.25	0	1.7s	+17	25°	16°
34	Tmp	81	12.681	10:12:40.56	10:12:40.17	0	0.4s	-4	10°	17°
35	Tmp	81	13.000	10:13:12.46	10:13:12.48	0	0.0s	0	2°	16°
36	Tmp	89	14.637	10:16:08.58	10:16:09.48	0	0.9s	+9	20°	17°
37	Pass	119	1.334	11:16:37.32	11:18:15.29	0	1m38s	0	9°	16°
38	Pass	132	2.074	11:23:02.70	11:23:13.44	0	10.7s	0	10°	16°
39	Pass	151	3.009	11:25:51.41	11:25:56.53	0	5.1s	0	10°	16°
40	Pass	157	3.307	11:26:29.06	11:26:46.52	0	17.5s	0	10°	16°
Num	123	Pen	0	PCZ	3	Total PP	295	Col. Final	16°	



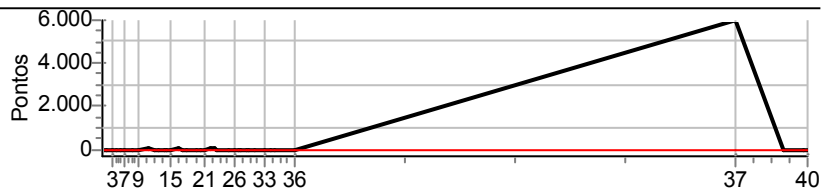
Performance Individual

PC	Tp	Trc	DistPC	Ideal	Passagem	Pen	Erro	Pontos	NoPC	AtePC
N u m	128	128 / Luciano Wanzuit / Luiz Hamilton Krauss								
		Cat / NL / Largada		GRADUADO / 47 / 08:47:00						
		Gaspar					PAJERO FULL			
PC	Tp	Trc	DistPC	Ideal	Passagem	Pen	Erro	Pontos	NoPC	AtePC
1	Tmp	3	0.374	9:52:36.29	9:52:36.71	0	0.4s	+4	4°	4°
2	Tmp	5	0.658	9:53:04.78	9:53:05.36	0	0.6s	+6	10°	8°
3	Tmp	9	1.176	9:53:54.95	9:53:55.73	0	0.8s	+8	10°	9°
4	Tmp	11	1.510	9:54:27.39	9:54:29.78	0	2.4s	+24	22°	12°
5	Tmp	12	1.598	9:54:36.09	9:54:36.86	0	0.8s	+8	12°	9°
6	Tmp	13	1.928	9:55:07.42	9:55:10.54	0	3.1s	+31	27°	20°
7	Tmp	15	2.160	9:55:32.96	9:55:35.97	0	3.0s	[+30]	26°	25°
8	Tmp	19	2.755	9:56:43.53	9:56:43.48	0	0.1s	-1	4°	25°
9	Tmp	22	3.349	9:57:41.59	9:57:41.72	0	0.1s	+1	3°	22°
10	Tmp	27	3.979	9:58:48.64	9:58:51.24	0	2.6s	[+26]	25°	26°
11	Tmp	31	4.351	9:59:47.23	9:59:47.87	0	0.6s	+6	14°	25°
12	Tmp	33	4.706	10:00:22.01	10:00:23.78	0	1.8s	+18	27°	26°
13	Tmp	35	5.221	10:01:11.39	10:01:13.42	0	2.0s	+20	23°	27°
14	Tmp	36	5.389	10:01:28.56	10:01:30.89	0	2.3s	+23	26°	27°
15	Tmp	38	5.617	10:02:05.51	10:02:07.75	0	2.2s	+22	25°	27°
16	Tmp	41	6.037	10:03:03.87	10:03:10.42	0	6.6s	[+66]	27°	27°
17	Tmp	43	6.411	10:03:40.60	10:03:41.77	0	1.2s	+12	25°	26°
18	Tmp	44	6.728	10:04:08.49	10:04:09.54	0	1.1s	+11	15°	26°
19	Tmp	49	7.567	10:05:27.53	10:05:27.99	0	0.5s	+5	18°	26°
20	Tmp	49	7.953	10:06:03.16	10:06:04.84	0	1.7s	+17	25°	27°
21	Tmp	51	8.288	10:06:39.36	10:06:38.91	0	0.5s	-5	11°	26°
22	Tmp	55	8.597	10:07:28.64	10:07:34.08	0	5.4s	+54	12°	27°
23	Tmp	58	8.801	10:07:53.84	10:07:56.09	0	2.3s	+23	19°	27°
24	Tmp	60	8.935	10:08:17.66	10:08:21.94	0	4.3s	+43	22°	26°
25	Tmp	65	9.672	10:10:03.00	10:10:03.10	0	0.1s	+1	2°	25°
26	Tmp	66	9.961	10:10:41.34	10:10:45.33	0	4.0s	+40	20°	25°
27	Tmp	69	10.344	10:11:23.85	10:11:26.09	0	2.2s	+22	23°	24°
28	Tmp	69	10.518	10:11:39.91	10:11:39.75	0	0.2s	-2	9°	24°
29	Tmp	71	10.945	10:12:23.14	10:12:23.45	0	0.3s	+3	16°	24°
30	Tmp	72	11.114	10:12:39.19	10:12:39.34	0	0.2s	+2	11°	24°
31	Tmp	74	11.679	10:13:30.55	10:13:30.55	0	0.0s	0	1°	24°
33	Tmp	78	12.256	10:15:00.52	10:14:58.90	0	1.6s	-16	24°	23°
34	Tmp	81	12.681	10:15:40.56	10:15:40.68	0	0.1s	+1	3°	23°
35	Tmp	81	13.000	10:16:12.46	10:16:10.98	0	1.5s	-15	24°	23°
36	Tmp	89	14.637	10:19:08.58	10:19:09.93	0	1.4s	+14	26°	23°
37	Pass	119	1.334	11:19:37.32	11:20:33.17	0	55.9s	0	8°	22°
38	Pass	132	2.074	11:26:02.70	11:23:49.72	0	2m13s	0	9°	22°
39	Pass	151	3.009	11:28:51.41	11:26:37.63	0	2m13s	0	9°	22°
40	Pass	157	3.307	11:29:29.06	11:27:37.72	0	1m51s	0	9°	22°
Num	128	Pen	0	PCZ	1	Total PP	458	Col. Final	22°	




Performance Individual

PC	Tp	Trc	DistPC	Ideal	Passagem	Pen	Erro	Pontos	NoPC	AtePC
N u m	129	129 / Jose Eduardo Guerra / Marcia Maria Esteves Guerra								
		Cat / NL / Largada		GRADUADO / 48 / 08:48:00						
		Uberlandia			PAJERO FULL					
PC	Tp	Trc	DistPC	Ideal	Passagem	Pen	Erro	Pontos	NoPC	AtePC
1	Tmp	3	0.374	9:53:36.29	9:53:37.29	0	1.0s	+10	20°	20°
2	Tmp	5	0.658	9:54:04.78	9:54:06.29	0	1.5s	+15	26°	25°
3	Tmp	9	1.176	9:54:54.95	9:54:55.68	0	0.7s	+7	7°	16°
4	Tmp	11	1.510	9:55:27.39	9:55:27.80	0	0.4s	+4	5°	14°
5	Tmp	12	1.598	9:55:36.09	9:55:35.82	0	0.3s	-3	7°	8°
6	Tmp	13	1.928	9:56:07.42	9:56:08.10	0	0.7s	+7	15°	8°
7	Tmp	15	2.160	9:56:32.96	9:56:33.71	0	0.8s	+8	7°	8°
8	Tmp	19	2.755	9:57:43.53	9:57:42.15	0	1.4s	-14	27°	11°
9	Tmp	22	3.349	9:58:41.59	9:58:42.10	0	0.5s	+5	16°	11°
10	Tmp	27	3.979	9:59:48.64	9:59:50.66	0	2.0s	+20	23°	14°
11	Tmp	31	4.351	10:00:47.23	10:00:47.53	0	0.3s	+3	3°	12°
12	Tmp	33	4.706	10:01:22.01	10:01:21.82	0	0.2s	-2	1°	11°
13	Tmp	35	5.221	10:02:11.39	10:02:11.23	0	0.2s	-2	5°	9°
14	Tmp	36	5.389	10:02:28.56	10:02:28.54	0	0.0s	0	1°	8°
15	Tmp	38	5.617	10:03:05.51	10:03:03.76	0	1.8s	-18	24°	12°
16	Tmp	41	6.037	10:04:03.87	10:04:06.12	0	2.3s	[+23]	19°	14°
17	Tmp	43	6.411	10:04:40.60	10:04:40.34	0	0.3s	-3	13°	14°
18	Tmp	44	6.728	10:05:08.49	10:05:08.81	0	0.3s	+3	1°	14°
19	Tmp	49	7.567	10:06:27.53	10:06:27.33	0	0.2s	-2	7°	13°
20	Tmp	49	7.953	10:07:03.16	10:07:02.25	0	0.9s	-9	16°	13°
21	Tmp	51	8.288	10:07:39.36	10:07:36.19	0	3.2s	-32	27°	15°
22	Tmp	55	8.597	10:08:28.64	10:08:35.36	0	6.7s	[+67]	19°	16°
23	Tmp	58	8.801	10:08:53.84	10:08:56.08	0	2.2s	[+22]	17°	15°
24	Tmp	60	8.935	10:09:17.66	10:09:18.77	0	1.1s	+11	3°	10°
25	Tmp	65	9.672	10:11:03.00	10:10:59.81	0	3.2s	-32	25°	16°
26	Tmp	66	9.961	10:11:41.34	10:11:41.21	0	0.1s	-1	2°	11°
27	Tmp	69	10.344	10:12:23.85	10:12:25.02	0	1.2s	+12	18°	12°
28	Tmp	69	10.518	10:12:39.91	10:12:40.03	0	0.1s	+1	3°	11°
29	Tmp	71	10.945	10:13:23.14	10:13:23.59	0	0.5s	+5	23°	13°
30	Tmp	72	11.114	10:13:39.19	10:13:38.38	0	0.8s	-8	26°	14°
31	Tmp	74	11.679	10:14:30.55	10:14:30.15	0	0.4s	-4	13°	14°
33	Tmp	78	12.256	10:16:00.52	10:15:59.94	0	0.6s	-6	15°	12°
34	Tmp	81	12.681	10:16:40.56	10:16:40.70	0	0.1s	+1	2°	11°
35	Tmp	81	13.000	10:17:12.46	10:17:11.57	0	0.9s	-9	20°	12°
36	Tmp	89	14.637	10:20:08.58	10:20:08.65	0	0.1s	+1	2°	12°
37	Pass	119	1.334	11:20:37.32		0		+6000	28°	26°
38	Pass	132	2.074	11:27:02.70	11:27:59.77	0	57.1s	0	8°	26°
39	Pass	151	3.009	11:29:51.41	11:30:35.04	0	43.6s	0	8°	26°
40	Pass	157	3.307	11:30:29.06	11:31:37.84	0	1m08s	0	8°	26°
Num	129	Pen	0	PCZ	1	Total PP	6258	Col. Final	26°	




Performance Individual

PC	Tp	Trc	DistPC	Ideal	Passagem	Pen	Erro	Pontos	NoPC	AtePC
N u m	130	130 / Rafael Brochier Cardoso / Alexandre Rech								
		Cat / NL / Largada		GRADUADO / 49 / 08:49:00						
		Novo Hamburgo					PAJERO DAKAR			
PC	Tp	Trc	DistPC	Ideal	Passagem	Pen	Erro	Pontos	NoPC	AtePC
1	Tmp	3	0.374	9:54:36.29	9:54:37.21	0	0.9s	+9	18°	18°
2	Tmp	5	0.658	9:55:04.78	9:55:07.68	0	2.9s	[+29]	28°	22°
3	Tmp	9	1.176	9:55:54.95	9:55:56.26	0	1.3s	+13	18°	26°
4	Tmp	11	1.510	9:56:27.39	9:56:29.21	0	1.8s	+18	18°	26°
5	Tmp	12	1.598	9:56:36.09	9:56:37.63	0	1.5s	+15	20°	25°
6	Tmp	13	1.928	9:57:07.42	9:57:10.37	0	3.0s	[+30]	26°	27°
7	Tmp	15	2.160	9:57:32.96	9:57:40.82	0	7.9s	+79	28°	28°
8	Tmp	19	2.755	9:58:43.53	9:59:04.97	0	21.4s	+214	28°	28°
9	Tmp	22	3.349	9:59:41.59	9:59:59.02	0	17.4s	+174	28°	28°
10	Tmp	27	3.979	10:00:48.64	10:01:35.46	0	46.8s	+468	28°	28°
11	Tmp	31	4.351	10:01:47.23	10:02:26.42	0	39.2s	+392	28°	28°
12	Tmp	33	4.706	10:02:22.01	10:03:03.15	0	41.1s	+411	28°	28°
13	Tmp	35	5.221	10:03:11.39	10:03:52.74	0	41.4s	+414	28°	28°
14	Tmp	36	5.389	10:03:28.56	10:04:13.43	0	44.9s	+449	28°	28°
15	Tmp	38	5.617	10:04:05.51	10:04:50.14	0	44.6s	+446	28°	28°
16	Tmp	41	6.037	10:05:03.87	10:05:53.93	0	50.1s	[+501]	28°	28°
17	Tmp	43	6.411	10:05:40.60	10:06:24.78	0	44.2s	+442	28°	28°
18	Tmp	44	6.728	10:06:08.49	10:06:52.90	0	44.4s	+444	28°	28°
19	Tmp	49	7.567	10:07:27.53	10:07:58.39	0	30.9s	+309	28°	28°
20	Tmp	49	7.953	10:08:03.16	10:08:36.41	0	33.3s	+333	28°	28°
21	Tmp	51	8.288	10:08:39.36	10:09:05.69	0	26.3s	+263	28°	28°
22	Tmp	55	8.597	10:09:28.64	10:10:04.61	0	36.0s	+360	28°	28°
23	Tmp	58	8.801	10:09:53.84	10:10:26.96	0	33.1s	+331	28°	28°
24	Tmp	60	8.935	10:10:17.66	10:10:53.41	0	35.8s	+358	28°	28°
25	Tmp	65	9.672	10:12:03.00	10:12:34.98	0	32.0s	+320	28°	28°
26	Tmp	66	9.961	10:12:41.34	10:13:19.11	0	37.8s	+378	28°	28°
27	Tmp	69	10.344	10:13:23.85	10:13:59.73	0	35.9s	+359	28°	28°
28	Tmp	69	10.518	10:13:39.91	10:14:13.40	0	33.5s	+335	28°	28°
29	Tmp	71	10.945	10:14:23.14	10:14:48.93	0	25.8s	+258	28°	28°
30	Tmp	72	11.114	10:14:39.19	10:15:00.92	0	21.7s	+217	28°	28°
31	Tmp	74	11.679	10:15:30.55	10:15:45.67	0	15.1s	+151	28°	28°
33	Tmp	78	12.256	10:17:00.52	10:17:09.60	0	9.1s	+91	27°	28°
34	Tmp	81	12.681	10:17:40.56	10:17:44.83	0	4.3s	+43	27°	27°
35	Tmp	81	13.000	10:18:12.46	10:18:13.04	0	0.6s	+6	17°	27°
36	Tmp	89	14.637	10:21:08.58	10:21:08.43	0	0.2s	-2	5°	27°
37	Pass	119	1.334	11:21:37.32	11:23:45.80	0	2m08s	0	7°	27°
38	Pass	132	2.074	11:28:02.70	11:25:52.68	0	2m10s	0	7°	27°
39	Pass	151	3.009	11:30:51.41	11:28:35.42	0	2m16s	0	7°	27°
40	Pass	157	3.307	11:31:29.06	11:29:29.88	0	1m59s	0	7°	27°
Num	130	Pen	0	PCZ	0	Total PP	8102	Col. Final	27°	



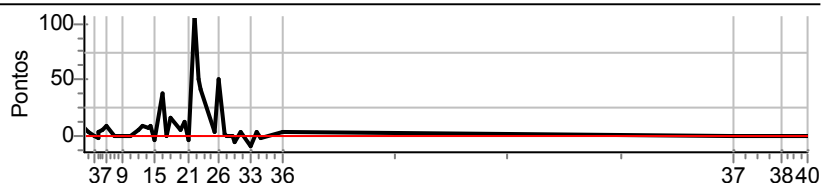
Performance Individual

PC	Tp	Trc	DistPC	Ideal	Passagem	Pen	Erro	Pontos	NoPC	AtePC
N u m	131	131 / Waldemiro Armindo Veiga / Luis Carlos Zanotti								
		Cat / NL / Largada GRADUADO / 50 / 08:50:00								
		Joinville PAJERO								
PC	Tp	Trc	DistPC	Ideal	Passagem	Pen	Erro	Pontos	NoPC	AtePC
1	Tmp	3	0.374	9:55:36.29	9:55:36.43	0	0.1s	+1	1°	1°
2	Tmp	5	0.658	9:56:04.78	9:56:04.64	0	0.1s	-1	2°	2°
3	Tmp	9	1.176	9:56:54.95	9:56:55.00	0	0.1s	+1	2°	2°
4	Tmp	11	1.510	9:57:27.39	9:57:27.92	0	0.5s	+5	7°	1°
5	Tmp	12	1.598	9:57:36.09	9:57:36.03	0	0.1s	-1	3°	1°
6	Tmp	13	1.928	9:58:07.42	9:58:08.04	0	0.6s	+6	12°	1°
7	Tmp	15	2.160	9:58:32.96	9:58:34.51	0	1.6s	+16	17°	2°
8	Tmp	19	2.755	9:59:43.53	9:59:43.08	0	0.5s	-5	16°	4°
9	Tmp	22	3.349	10:00:41.59	10:00:41.76	0	0.2s	+2	9°	3°
10	Tmp	27	3.979	10:01:48.64	10:01:50.91	0	2.3s	[+23]	24°	5°
11	Tmp	31	4.351	10:02:47.23	10:02:46.81	0	0.4s	-4	7°	3°
12	Tmp	33	4.706	10:03:22.01	10:03:22.63	0	0.6s	+6	7°	3°
13	Tmp	35	5.221	10:04:11.39	10:04:11.42	0	0.0s	0	1°	3°
14	Tmp	36	5.389	10:04:28.56	10:04:28.45	0	0.1s	-1	3°	3°
15	Tmp	38	5.617	10:05:05.51	10:05:05.55	0	0.0s	0	2°	2°
16	Tmp	41	6.037	10:06:03.87	10:06:04.09	0	0.2s	+2	4°	2°
17	Tmp	43	6.411	10:06:40.60	10:06:40.54	0	0.1s	-1	6°	2°
18	Tmp	44	6.728	10:07:08.49	10:07:10.25	0	1.8s	+18	25°	2°
19	Tmp	49	7.567	10:08:27.53	10:08:26.04	0	1.5s	-15	25°	3°
20	Tmp	49	7.953	10:09:03.16	10:09:02.87	0	0.3s	-3	5°	2°
21	Tmp	51	8.288	10:09:39.36	10:09:37.61	0	1.8s	-18	24°	4°
22	Tmp	55	8.597	10:10:28.64	10:10:32.28	0	3.6s	+36	6°	3°
23	Tmp	58	8.801	10:10:53.84	10:10:54.38	0	0.5s	+5	5°	2°
24	Tmp	60	8.935	10:11:17.66	10:11:20.14	0	2.5s	[+25]	10°	3°
25	Tmp	65	9.672	10:13:03.00	10:13:10.77	0	7.8s	[+78]	26°	7°
26	Tmp	66	9.961	10:13:41.34	10:13:47.50	0	6.2s	+62	24°	10°
27	Tmp	69	10.344	10:14:23.85	10:14:21.77	0	2.1s	-21	22°	15°
28	Tmp	69	10.518	10:14:39.91	10:14:38.97	0	0.9s	-9	24°	15°
29	Tmp	71	10.945	10:15:23.14	10:15:22.47	0	0.7s	-7	25°	15°
30	Tmp	72	11.114	10:15:39.19	10:15:38.52	0	0.7s	-7	22°	15°
31	Tmp	74	11.679	10:16:30.55	10:16:30.78	0	0.2s	+2	8°	15°
33	Tmp	78	12.256	10:18:00.52	10:18:00.53	0	0.0s	0	1°	14°
34	Tmp	81	12.681	10:18:40.56	10:18:39.89	0	0.7s	-7	18°	14°
35	Tmp	81	13.000	10:19:12.46	10:19:12.69	0	0.2s	+2	9°	13°
36	Tmp	89	14.637	10:22:08.58	10:22:07.79	0	0.8s	-8	19°	14°
37	Pass	119	1.334	11:22:37.32	11:24:14.73	0	1m37s	0	6°	13°
38	Pass	132	2.074	11:29:02.70	11:29:16.48	0	13.8s	0	6°	13°
39	Pass	151	3.009	11:31:51.41	11:32:10.71	0	19.3s	0	6°	13°
40	Pass	157	3.307	11:32:29.06	11:33:06.59	0	37.5s	0	6°	13°
Num	131	Pen	0	PCZ	3	Total PP	272	Col. Final	13°	



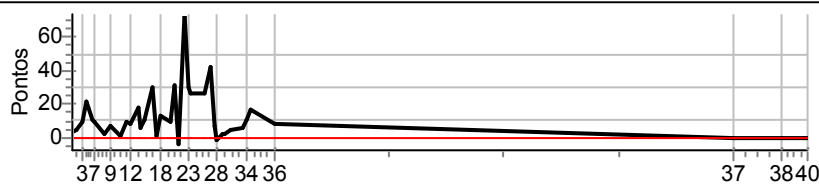
Performance Individual

PC	Tp	Trc	DistPC	Ideal	Passagem	Pen	Erro	Pontos	NoPC	AtePC
N u m	132	132 / Robson Batista / Wilson Batista								
		Cat / NL / Largada GRADUADO / 51 / 08:51:00								
		Curitiba PAJERO								
PC	Tp	Trc	DistPC	Ideal	Passagem	Pen	Erro	Pontos	NoPC	AtePC
1	Tmp	3	0.374	9:56:36.29	9:56:36.91	0	0.6s	+6	9°	9°
2	Tmp	5	0.658	9:57:04.78	9:57:04.98	0	0.2s	+2	3°	3°
3	Tmp	9	1.176	9:57:54.95	9:57:54.87	0	0.1s	-1	1°	3°
4	Tmp	11	1.510	9:58:27.39	9:58:27.22	0	0.2s	-2	2°	3°
5	Tmp	12	1.598	9:58:36.09	9:58:36.29	0	0.2s	+2	5°	2°
6	Tmp	13	1.928	9:59:07.42	9:59:07.80	0	0.4s	+4	7°	3°
7	Tmp	15	2.160	9:59:32.96	9:59:33.88	0	0.9s	+9	10°	3°
8	Tmp	19	2.755	10:00:43.53	10:00:43.52	0	0.0s	0	1°	2°
9	Tmp	22	3.349	10:01:41.59	10:01:41.49	0	0.1s	-1	2°	2°
10	Tmp	27	3.979	10:02:48.64	10:02:48.52	0	0.1s	-1	4°	2°
11	Tmp	31	4.351	10:03:47.23	10:03:47.58	0	0.4s	+4	6°	2°
12	Tmp	33	4.706	10:04:22.01	10:04:22.86	0	0.9s	+9	15°	2°
13	Tmp	35	5.221	10:05:11.39	10:05:12.06	0	0.7s	+7	12°	2°
14	Tmp	36	5.389	10:05:28.56	10:05:29.47	0	0.9s	+9	21°	2°
15	Tmp	38	5.617	10:06:05.51	10:06:05.03	0	0.5s	-5	15°	3°
16	Tmp	41	6.037	10:07:03.87	10:07:07.62	0	3.8s	+38	24°	3°
17	Tmp	43	6.411	10:07:40.60	10:07:40.63	0	0.0s	0	1°	3°
18	Tmp	44	6.728	10:08:08.49	10:08:10.03	0	1.5s	[+15]	23°	3°
19	Tmp	49	7.567	10:09:27.53	10:09:27.97	0	0.4s	+4	14°	2°
20	Tmp	49	7.953	10:10:03.16	10:10:04.48	0	1.3s	[+13]	22°	3°
21	Tmp	51	8.288	10:10:39.36	10:10:38.96	0	0.4s	-4	7°	2°
22	Tmp	55	8.597	10:11:28.64	10:11:39.39	0	10.8s	[+108]	23°	8°
23	Tmp	58	8.801	10:11:53.84	10:11:58.88	0	5.0s	+50	23°	11°
24	Tmp	60	8.935	10:12:17.66	10:12:21.79	0	4.1s	+41	21°	14°
25	Tmp	65	9.672	10:14:03.00	10:14:03.17	0	0.2s	+2	5°	11°
26	Tmp	66	9.961	10:14:41.34	10:14:46.48	0	5.1s	+51	22°	17°
27	Tmp	69	10.344	10:15:23.85	10:15:23.94	0	0.1s	+1	5°	16°
28	Tmp	69	10.518	10:15:39.91	10:15:39.95	0	0.0s	0	1°	16°
29	Tmp	71	10.945	10:16:23.14	10:16:23.05	0	0.1s	-1	7°	16°
30	Tmp	72	11.114	10:16:39.19	10:16:38.62	0	0.6s	-6	21°	17°
31	Tmp	74	11.679	10:17:30.55	10:17:30.71	0	0.2s	+2	7°	16°
33	Tmp	78	12.256	10:19:00.52	10:18:59.55	0	1.0s	-10	19°	15°
34	Tmp	81	12.681	10:19:40.56	10:19:40.75	0	0.2s	+2	6°	15°
35	Tmp	81	13.000	10:20:12.46	10:20:12.24	0	0.2s	-2	8°	15°
36	Tmp	89	14.637	10:23:08.58	10:23:08.80	0	0.2s	+2	4°	15°
37	Pass	119	1.334	11:23:37.32	11:30:02.34	0	6m25s	0	5°	14°
38	Pass	132	2.074	11:30:02.70	11:26:00.41	0	4m02s	0	5°	14°
39	Pass	151	3.009	11:32:51.41	11:34:03.93	0	1m12s	0	5°	14°
40	Pass	157	3.307	11:33:29.06	11:34:54.61	0	1m25s	0	5°	14°
Num	132	Pen	0	PCZ	3	Total PP	278	Col. Final	14°	



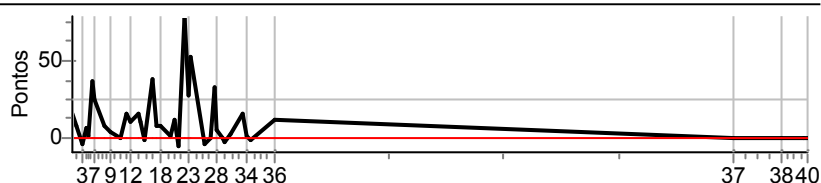
Performance Individual

PC	Tp	Trc	DistPC	Ideal	Passagem	Pen	Erro	Pontos	NoPC	AtePC
N u m	133	133 / Carlos Augusto Moreira / Andre Fernando Mocelin								
		Cat / NL / Largada		GRADUADO / 52 / 08:52:00						
		Campo Largo			PAJERO FULL					
PC	Tp	Trc	DistPC	Ideal	Passagem	Pen	Erro	Pontos	NoPC	AtePC
1	Tmp	3	0.374	9:57:36.29	9:57:36.54	0	0.3s	+3	2°	2°
2	Tmp	5	0.658	9:58:04.78	9:58:05.27	0	0.5s	+5	7°	4°
3	Tmp	9	1.176	9:58:54.95	9:58:55.86	0	0.9s	+9	13°	5°
4	Tmp	11	1.510	9:59:27.39	9:59:29.44	0	2.1s	+21	21°	11°
5	Tmp	12	1.598	9:59:36.09	9:59:37.89	0	1.8s	+18	24°	14°
6	Tmp	13	1.928	10:00:07.42	10:00:08.47	0	1.1s	+11	21°	15°
7	Tmp	15	2.160	10:00:32.96	10:00:33.86	0	0.9s	+9	9°	14°
8	Tmp	19	2.755	10:01:43.53	10:01:43.74	0	0.2s	+2	9°	13°
9	Tmp	22	3.349	10:02:41.59	10:02:42.30	0	0.7s	+7	22°	14°
10	Tmp	27	3.979	10:03:48.64	10:03:48.77	0	0.1s	+1	3°	11°
11	Tmp	31	4.351	10:04:47.23	10:04:48.17	0	0.9s	+9	18°	11°
12	Tmp	33	4.706	10:05:22.01	10:05:22.77	0	0.8s	+8	11°	12°
13	Tmp	35	5.221	10:06:11.39	10:06:13.16	0	1.8s	+18	21°	15°
14	Tmp	36	5.389	10:06:28.56	10:06:29.19	0	0.6s	+6	15°	14°
15	Tmp	38	5.617	10:07:05.51	10:07:06.60	0	1.1s	+11	22°	16°
16	Tmp	41	6.037	10:08:03.87	10:08:06.84	0	3.0s	[+30]	21°	17°
17	Tmp	43	6.411	10:08:40.60	10:08:40.72	0	0.1s	+1	5°	17°
18	Tmp	44	6.728	10:09:08.49	10:09:09.78	0	1.3s	+13	21°	18°
19	Tmp	49	7.567	10:10:27.53	10:10:28.51	0	1.0s	+10	23°	18°
20	Tmp	49	7.953	10:11:03.16	10:11:06.24	0	3.1s	+31	27°	23°
21	Tmp	51	8.288	10:11:39.36	10:11:38.93	0	0.4s	-4	6°	19°
22	Tmp	55	8.597	10:12:28.64	10:12:36.02	0	7.4s	[+74]	20°	21°
23	Tmp	58	8.801	10:12:53.84	10:12:56.83	0	3.0s	[+30]	22°	19°
24	Tmp	60	8.935	10:13:17.66	10:13:20.34	0	2.7s	+27	14°	20°
25	Tmp	65	9.672	10:15:03.00	10:15:05.74	0	2.7s	+27	24°	21°
26	Tmp	66	9.961	10:15:41.34	10:15:45.51	0	4.2s	+42	21°	22°
27	Tmp	69	10.344	10:16:23.85	10:16:24.53	0	0.7s	+7	15°	22°
28	Tmp	69	10.518	10:16:39.91	10:16:39.73	0	0.2s	-2	8°	22°
29	Tmp	71	10.945	10:17:23.14	10:17:23.36	0	0.2s	+2	12°	22°
30	Tmp	72	11.114	10:17:39.19	10:17:39.34	0	0.2s	+2	10°	22°
31	Tmp	74	11.679	10:18:30.55	10:18:31.01	0	0.5s	+5	16°	22°
33	Tmp	78	12.256	10:20:00.52	10:20:01.10	0	0.6s	+6	14°	20°
34	Tmp	81	12.681	10:20:40.56	10:20:41.68	0	1.1s	+11	20°	21°
35	Tmp	81	13.000	10:21:12.46	10:21:14.12	0	1.7s	+17	25°	21°
36	Tmp	89	14.637	10:24:08.58	10:24:09.42	0	0.8s	+8	18°	21°
37	Pass	119	1.334	11:24:37.32	11:29:29.93	0	4m52s	0	4°	20°
38	Pass	132	2.074	11:31:02.70	11:31:16.31	0	13.6s	0	4°	20°
39	Pass	151	3.009	11:33:51.41	11:33:29.57	0	21.8s	0	4°	20°
40	Pass	157	3.307	11:34:29.06	11:34:16.07	0	13.0s	0	4°	20°
Num	133	Pen	0	PCZ	0	Total PP	353	Col. Final	20°	



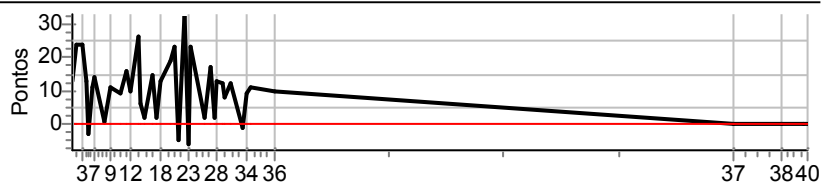
Performance Individual

PC	Tp	Trc	DistPC	Ideal	Passagem	Pen	Erro	Pontos	NoPC	AtePC
N u m	134	134 / Ubiratan Mota Turcato / Fernando da Silveira Lameira								
		Cat / NL / Largada		GRADUADO / 53 / 08:53:00						
		Ponta Grossa			TROLLER					
PC	Tp	Trc	DistPC	Ideal	Passagem	Pen	Erro	Pontos	NoPC	AtePC
1	Tmp	3	0.374	9:58:36.29	9:58:37.85	0	1.6s	+16	26°	26°
2	Tmp	5	0.658	9:59:04.78	9:59:05.47	0	0.7s	+7	13°	16°
3	Tmp	9	1.176	9:59:54.95	9:59:54.60	0	0.4s	-4	6°	11°
4	Tmp	11	1.510	10:00:27.39	10:00:27.95	0	0.6s	+6	8°	10°
5	Tmp	12	1.598	10:00:36.09	10:00:36.16	0	0.1s	+1	2°	6°
6	Tmp	13	1.928	10:01:07.42	10:01:11.13	0	3.7s	+37	28°	9°
7	Tmp	15	2.160	10:01:32.96	10:01:35.49	0	2.5s	[+25]	24°	16°
8	Tmp	19	2.755	10:02:43.53	10:02:44.23	0	0.7s	+7	20°	16°
9	Tmp	22	3.349	10:03:41.59	10:03:41.87	0	0.3s	+3	12°	16°
10	Tmp	27	3.979	10:04:48.64	10:04:48.62	0	0.0s	0	1°	12°
11	Tmp	31	4.351	10:05:47.23	10:05:48.87	0	1.6s	+16	24°	17°
12	Tmp	33	4.706	10:06:22.01	10:06:23.01	0	1.0s	+10	18°	16°
13	Tmp	35	5.221	10:07:11.39	10:07:12.93	0	1.5s	+15	16°	17°
14	Tmp	36	5.389	10:07:28.56	10:07:29.59	0	1.0s	+10	23°	18°
15	Tmp	38	5.617	10:08:05.51	10:08:05.36	0	0.2s	-2	10°	15°
16	Tmp	41	6.037	10:09:03.87	10:09:07.70	0	3.8s	+38	23°	21°
17	Tmp	43	6.411	10:09:40.60	10:09:41.32	0	0.7s	+7	21°	23°
18	Tmp	44	6.728	10:10:08.49	10:10:09.26	0	0.8s	+8	9°	22°
19	Tmp	49	7.567	10:11:27.53	10:11:27.58	0	0.1s	+1	5°	21°
20	Tmp	49	7.953	10:12:03.16	10:12:04.21	0	1.1s	+11	17°	21°
21	Tmp	51	8.288	10:12:39.36	10:12:38.80	0	0.6s	-6	12°	20°
22	Tmp	55	8.597	10:13:28.64	10:13:36.63	0	8.0s	[+80]	21°	23°
23	Tmp	58	8.801	10:13:53.84	10:13:56.67	0	2.8s	[+28]	20°	21°
24	Tmp	60	8.935	10:14:17.66	10:14:22.92	0	5.3s	+53	23°	22°
25	Tmp	65	9.672	10:16:03.00	10:16:02.49	0	0.5s	-5	11°	22°
26	Tmp	66	9.961	10:16:41.34	10:16:41.23	0	0.1s	-1	1°	21°
27	Tmp	69	10.344	10:17:23.85	10:17:27.14	0	3.3s	+33	26°	21°
28	Tmp	69	10.518	10:17:39.91	10:17:40.43	0	0.5s	+5	18°	21°
29	Tmp	71	10.945	10:18:23.14	10:18:23.13	0	0.0s	0	2°	21°
30	Tmp	72	11.114	10:18:39.19	10:18:38.93	0	0.3s	-3	13°	21°
31	Tmp	74	11.679	10:19:30.55	10:19:30.78	0	0.2s	+2	6°	21°
33	Tmp	78	12.256	10:21:00.52	10:21:02.09	0	1.6s	+16	23°	21°
34	Tmp	81	12.681	10:21:40.56	10:21:40.63	0	0.1s	+1	1°	20°
35	Tmp	81	13.000	10:22:12.46	10:22:12.26	0	0.2s	-2	7°	20°
36	Tmp	89	14.637	10:25:08.58	10:25:09.65	0	1.1s	+11	24°	20°
37	Pass	119	1.334	11:25:37.32	11:26:46.36	0	1m09s	0	3°	19°
38	Pass	132	2.074	11:32:02.70	11:30:21.61	0	1m41s	0	3°	19°
39	Pass	151	3.009	11:34:51.41	11:32:54.30	0	1m57s	0	3°	19°
40	Pass	157	3.307	11:35:29.06	11:33:46.98	0	1m42s	0	3°	19°
Num	134	Pen	0	PCZ	2	Total PP	337	Col. Final	19°	




Performance Individual

PC	Tp	Trc	DistPC	Ideal	Passagem	Pen	Erro	Pontos	NoPC	AtePC
N u m	135	135 / Marcos Osires Nunes / Marcos Vinicius Nunes								
		Cat / NL / Largada		GRADUADO / 54 / 08:54:00						
		Curitiba			TROLLER					
PC	Tp	Trc	DistPC	Ideal	Passagem	Pen	Erro	Pontos	NoPC	AtePC
1	Tmp	3	0.374	9:59:36.29	9:59:37.60	0	1.3s	+13	24 °	24 °
2	Tmp	5	0.658	10:00:04.78	10:00:07.17	0	2.4s	[+24]	27 °	28 °
3	Tmp	9	1.176	10:00:54.95	10:00:57.39	0	2.4s	+24	28 °	28 °
4	Tmp	11	1.510	10:01:27.39	10:01:28.64	0	1.3s	+13	14 °	28 °
5	Tmp	12	1.598	10:01:36.09	10:01:35.80	0	0.3s	-3	6 °	23 °
6	Tmp	13	1.928	10:02:07.42	10:02:08.55	0	1.1s	+11	20 °	24 °
7	Tmp	15	2.160	10:02:32.96	10:02:34.31	0	1.4s	+14	15 °	24 °
8	Tmp	19	2.755	10:03:43.53	10:03:43.65	0	0.1s	+1	3 °	23 °
9	Tmp	22	3.349	10:04:41.59	10:04:42.66	0	1.1s	+11	26 °	25 °
10	Tmp	27	3.979	10:05:48.64	10:05:49.53	0	0.9s	+9	17 °	23 °
11	Tmp	31	4.351	10:06:47.23	10:06:48.79	0	1.6s	+16	23 °	26 °
12	Tmp	33	4.706	10:07:22.01	10:07:23.04	0	1.0s	+10	17 °	25 °
13	Tmp	35	5.221	10:08:11.39	10:08:14.03	0	2.6s	[+26]	27 °	25 °
14	Tmp	36	5.389	10:08:28.56	10:08:29.14	0	0.6s	+6	14 °	25 °
15	Tmp	38	5.617	10:09:05.51	10:09:05.69	0	0.2s	+2	9 °	24 °
16	Tmp	41	6.037	10:10:03.87	10:10:05.41	0	1.5s	+15	17 °	24 °
17	Tmp	43	6.411	10:10:40.60	10:10:40.81	0	0.2s	+2	8 °	24 °
18	Tmp	44	6.728	10:11:08.49	10:11:09.76	0	1.3s	+13	20 °	24 °
19	Tmp	49	7.567	10:12:27.53	10:12:29.47	0	1.9s	+19	27 °	25 °
20	Tmp	49	7.953	10:13:03.16	10:13:05.41	0	2.3s	+23	26 °	25 °
21	Tmp	51	8.288	10:13:39.36	10:13:38.89	0	0.5s	-5	10 °	25 °
22	Tmp	55	8.597	10:14:28.64	10:14:31.96	0	3.3s	[+33]	4 °	25 °
23	Tmp	58	8.801	10:14:53.84	10:14:53.22	0	0.6s	-6	7 °	23 °
24	Tmp	60	8.935	10:15:17.66	10:15:19.99	0	2.3s	+23	7 °	21 °
25	Tmp	65	9.672	10:17:03.00	10:17:03.17	0	0.2s	+2	4 °	20 °
26	Tmp	66	9.961	10:17:41.34	10:17:43.08	0	1.7s	+17	7 °	19 °
27	Tmp	69	10.344	10:18:23.85	10:18:24.05	0	0.2s	+2	7 °	19 °
28	Tmp	69	10.518	10:18:39.91	10:18:41.16	0	1.3s	+13	25 °	20 °
29	Tmp	71	10.945	10:19:23.14	10:19:24.35	0	1.2s	+12	27 °	20 °
30	Tmp	72	11.114	10:19:39.19	10:19:39.97	0	0.8s	+8	25 °	20 °
31	Tmp	74	11.679	10:20:30.55	10:20:31.70	0	1.2s	+12	26 °	20 °
33	Tmp	78	12.256	10:22:00.52	10:22:00.43	0	0.1s	-1	4 °	19 °
34	Tmp	81	12.681	10:22:40.56	10:22:41.46	0	0.9s	+9	19 °	19 °
35	Tmp	81	13.000	10:23:12.46	10:23:13.58	0	1.1s	+11	23 °	19 °
36	Tmp	89	14.637	10:26:08.58	10:26:09.62	0	1.0s	+10	22 °	19 °
37	Pass	119	1.334	11:26:37.32	11:27:38.22	0	1m00s	0	2 °	18 °
38	Pass	132	2.074	11:33:02.70	11:33:09.91	0	7.2s	0	2 °	18 °
39	Pass	151	3.009	11:35:51.41	11:35:25.81	0	25.6s	0	2 °	18 °
40	Pass	157	3.307	11:36:29.06	11:36:17.78	0	11.3s	0	2 °	18 °
Num	135	Pen	0	PCZ	0	Total PP	336	Col. Final	18°	



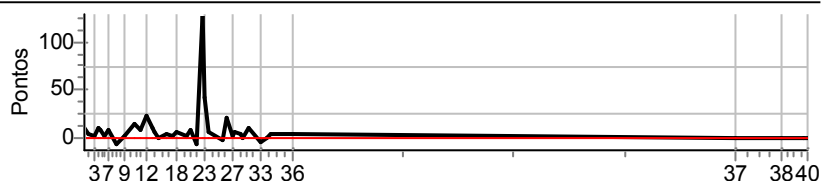
Performance Individual

PC	Tp	Trc	DistPC	Ideal	Passagem	Pen	Erro	Pontos	NoPC	AtePC
N u m	201	201 / Rafael Cabongue / Neto Andrade								
		Cat / NL / Largada JUNIOR / 60 / 09:00:00								
		Itajai TROLLER								
PC	Tp	Trc	DistPC	Ideal	Passagem	Pen	Erro	Pontos	NoPC	AtePC
1	Tmp	3	0.374	10:05:39.49	10:05:40.17	0	0.7s	+7	9°	9°
2	Tmp	5	0.658	10:06:10.60	10:06:10.79	0	0.2s	+2	2°	3°
3	Tmp	9	1.176	10:07:05.23	10:07:05.25	0	0.0s	0	2°	2°
4	Tmp	11	1.510	10:07:40.53	10:07:41.24	0	0.7s	+7	7°	4°
5	Tmp	12	1.598	10:07:50.02	10:07:50.08	0	0.1s	+1	4°	4°
6	Tmp	13	1.928	10:08:24.04	10:08:24.96	0	0.9s	+9	21°	4°
7	Tmp	15	2.160	10:08:52.18	10:08:53.56	0	1.4s	+14	23°	4°
8	Tmp	19	2.755	10:10:09.34	10:10:09.29	0	0.1s	-1	5°	3°
9	Tmp	22	3.349	10:11:12.61	10:11:12.45	0	0.2s	-2	7°	3°
10	Tmp	27	3.979	10:12:26.22	10:12:26.56	0	0.3s	+3	8°	2°
11	Tmp	31	4.351	10:13:29.05	10:13:31.04	0	2.0s	[+20]	24°	2°
12	Tmp	33	4.706	10:14:06.95	10:14:07.27	0	0.3s	+3	2°	2°
13	Tmp	35	5.221	10:15:00.65	10:15:01.78	0	1.1s	+11	12°	3°
14	Tmp	36	5.389	10:15:19.45	10:15:19.86	0	0.4s	+4	14°	2°
15	Tmp	38	5.617	10:15:57.98	10:15:57.49	0	0.5s	-5	17°	2°
16	Tmp	41	6.037	10:17:01.84	10:17:02.00	0	0.2s	+2	5°	2°
17	Tmp	43	6.411	10:17:41.87	10:17:41.85	0	0.0s	0	2°	2°
18	Tmp	44	6.728	10:18:11.97	10:18:12.26	0	0.3s	+3	2°	2°
19	Tmp	49	7.567	10:19:37.87	10:19:38.12	0	0.3s	+3	11°	2°
20	Tmp	49	7.953	10:20:16.47	10:20:16.63	0	0.2s	+2	6°	2°
21	Tmp	51	8.288	10:20:56.37	10:20:55.81	0	0.6s	-6	19°	1°
22	Tmp	55	8.597	10:21:49.01	10:21:55.56	0	6.6s	[+66]	17°	1°
23	Tmp	58	8.801	10:22:16.34	10:22:16.56	0	0.2s	+2	3°	1°
24	Tmp	60	8.935	10:22:41.57	10:22:42.30	0	0.7s	+7	5°	1°
25	Tmp	65	9.672	10:24:35.27	10:24:36.76	0	1.5s	+15	15°	1°
26	Tmp	66	9.961	10:25:16.51	10:25:18.76	0	2.3s	[+23]	14°	1°
27	Tmp	69	10.344	10:26:03.45	10:26:05.27	0	1.8s	+18	21°	1°
28	Tmp	69	10.518	10:26:20.85	10:26:20.51	0	0.3s	-3	10°	1°
29	Tmp	71	10.945	10:27:08.08	10:27:08.18	0	0.1s	+1	4°	1°
30	Tmp	72	11.114	10:27:25.53	10:27:25.72	0	0.2s	+2	10°	1°
31	Tmp	74	11.679	10:28:21.23	10:28:21.65	0	0.4s	+4	4°	1°
33	Tmp	78	12.256	10:29:53.67	10:29:53.61	0	0.1s	-1	6°	1°
34	Tmp	81	12.681	10:30:37.13	10:30:37.15	0	0.0s	0	4°	1°
35	Tmp	81	13.000	10:31:11.93	10:31:12.16	0	0.2s	+2	4°	1°
36	Tmp	89	14.637	10:34:23.67	10:34:23.77	0	0.1s	+1	6°	1°
37	Pass	119	1.334	11:35:06.94	11:35:50.70	0	43.8s	0	26°	1°
38	Pass	132	2.074	11:41:32.32	11:41:39.67	0	7.4s	0	28°	1°
39	Pass	151	3.009	11:44:21.03	11:44:32.19	0	11.2s	0	27°	1°
40	Pass	157	3.307	11:44:58.68	11:45:22.82	0	24.1s	0	27°	1°
Num	201	Pen	0	PCZ	3	Total PP	141	Col. Final	1°	



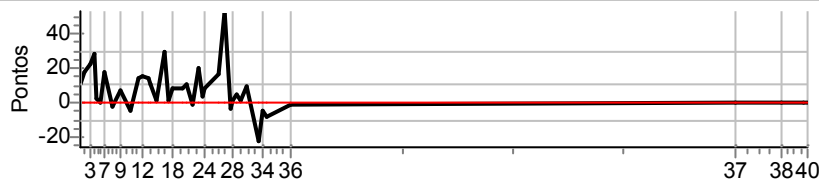
Performance Individual

PC	Tp	Trc	DistPC	Ideal	Passagem	Pen	Erro	Pontos	NoPC	AtePC
N u m	202	202 / Francklin Pscheidt / Fernando Santana Torquato								
		Cat / NL / Largada JUNIOR / 61 / 09:01:00								
		Sao Bento do Sul JIMNY								
PC	Tp	Trc	DistPC	Ideal	Passagem	Pen	Erro	Pontos	NoPC	AtePC
1	Tmp	3	0.374	10:06:39.49	10:06:40.53	0	1.0s	+10	15°	15°
2	Tmp	5	0.658	10:07:10.60	10:07:10.87	0	0.3s	+3	4°	5°
3	Tmp	9	1.176	10:08:05.23	10:08:05.39	0	0.2s	+2	7°	5°
4	Tmp	11	1.510	10:08:40.53	10:08:41.67	0	1.1s	+11	10°	5°
5	Tmp	12	1.598	10:08:50.02	10:08:50.96	0	0.9s	+9	14°	5°
6	Tmp	13	1.928	10:09:24.04	10:09:24.23	0	0.2s	+2	11°	5°
7	Tmp	15	2.160	10:09:52.18	10:09:53.00	0	0.8s	+8	12°	5°
8	Tmp	19	2.755	10:11:09.34	10:11:08.62	0	0.7s	-7	16°	5°
9	Tmp	22	3.349	10:12:12.61	10:12:12.76	0	0.2s	+2	6°	4°
10	Tmp	27	3.979	10:13:26.22	10:13:27.67	0	1.5s	+15	24°	6°
11	Tmp	31	4.351	10:14:29.05	10:14:29.72	0	0.7s	+7	12°	7°
12	Tmp	33	4.706	10:15:06.95	10:15:09.32	0	2.4s	[+24]	22°	6°
13	Tmp	35	5.221	10:16:00.65	10:16:01.73	0	1.1s	+11	11°	5°
14	Tmp	36	5.389	10:16:19.45	10:16:20.00	0	0.6s	+6	16°	8°
15	Tmp	38	5.617	10:16:57.98	10:16:57.96	0	0.0s	0	3°	6°
16	Tmp	41	6.037	10:18:01.84	10:18:02.22	0	0.4s	+4	7°	6°
17	Tmp	43	6.411	10:18:41.87	10:18:42.00	0	0.1s	+1	4°	5°
18	Tmp	44	6.728	10:19:11.97	10:19:12.47	0	0.5s	+5	4°	4°
19	Tmp	49	7.567	10:20:37.87	10:20:38.10	0	0.2s	+2	8°	3°
20	Tmp	49	7.953	10:21:16.47	10:21:17.38	0	0.9s	+9	16°	5°
21	Tmp	51	8.288	10:21:56.37	10:21:55.72	0	0.7s	-7	23°	5°
22	Tmp	55	8.597	10:22:49.01	10:23:02.02	0	13.0s	[+130]	23°	5°
23	Tmp	58	8.801	10:23:16.34	10:23:20.59	0	4.3s	+43	20°	9°
24	Tmp	60	8.935	10:23:41.57	10:23:42.17	0	0.6s	+6	4°	8°
25	Tmp	65	9.672	10:25:35.27	10:25:35.10	0	0.2s	-2	6°	7°
26	Tmp	66	9.961	10:26:16.51	10:26:18.55	0	2.0s	[+20]	10°	7°
27	Tmp	69	10.344	10:27:03.45	10:27:03.59	0	0.1s	+1	5°	6°
28	Tmp	69	10.518	10:27:20.85	10:27:21.42	0	0.6s	+6	18°	6°
29	Tmp	71	10.945	10:28:08.08	10:28:08.43	0	0.4s	+4	11°	6°
30	Tmp	72	11.114	10:28:25.53	10:28:25.54	0	0.0s	0	2°	6°
31	Tmp	74	11.679	10:29:21.23	10:29:22.22	0	1.0s	+10	9°	5°
33	Tmp	78	12.256	10:30:53.67	10:30:53.20	0	0.5s	-5	12°	7°
34	Tmp	81	12.681	10:31:37.13	10:31:37.03	0	0.1s	-1	8°	5°
35	Tmp	81	13.000	10:32:11.93	10:32:12.29	0	0.4s	+4	11°	5°
36	Tmp	89	14.637	10:35:23.67	10:35:23.95	0	0.3s	+3	11°	5°
37	Pass	119	1.334	11:36:06.94	11:37:01.04	0	54.1s	0	25°	5°
38	Pass	132	2.074	11:42:32.32	11:42:45.96	0	13.6s	0	27°	5°
39	Pass	151	3.009	11:45:21.03	11:45:28.61	0	7.6s	0	26°	5°
40	Pass	157	3.307	11:45:58.68	11:46:18.89	0	20.2s	0	26°	5°
Num	202	Pen	0	PCZ	2	Total PP	206	Col. Final	5°	



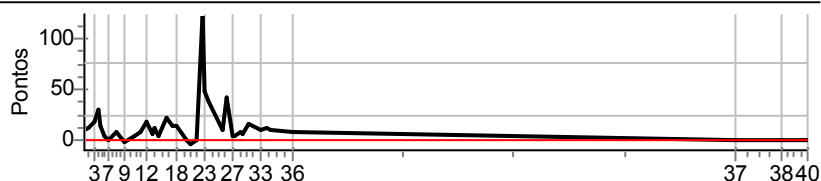
Performance Individual

PC	Tp	Trc	DistPC	Ideal	Passagem	Pen	Erro	Pontos	NoPC	AtePC
N u m	203	203 / Irineu Pedrosa / Robson Schuinka								
		Cat / NL / Largada JUNIOR / 62 / 09:02:00								
		Cascavel				TROLLER TGV				
PC	Tp	Trc	DistPC	Ideal	Passagem	Pen	Erro	Pontos	NoPC	AtePC
1	Tmp	3	0.374	10:07:39.49	10:07:40.59	0	1.1s	+11	18°	18°
2	Tmp	5	0.658	10:08:10.60	10:08:12.40	0	1.8s	+18	24°	23°
3	Tmp	9	1.176	10:09:05.23	10:09:07.57	0	2.3s	+23	22°	21°
4	Tmp	11	1.510	10:09:40.53	10:09:43.35	0	2.8s	[+28]	22°	25°
5	Tmp	12	1.598	10:09:50.02	10:09:50.27	0	0.3s	+3	9°	23°
6	Tmp	13	1.928	10:10:24.04	10:10:24.03	0	0.0s	0	2°	18°
7	Tmp	15	2.160	10:10:52.18	10:10:54.01	0	1.8s	+18	25°	22°
8	Tmp	19	2.755	10:12:09.34	10:12:09.18	0	0.2s	-2	10°	18°
9	Tmp	22	3.349	10:13:12.61	10:13:13.33	0	0.7s	+7	16°	19°
10	Tmp	27	3.979	10:14:26.22	10:14:25.80	0	0.4s	-4	14°	20°
11	Tmp	31	4.351	10:15:29.05	10:15:30.40	0	1.4s	+14	18°	19°
12	Tmp	33	4.706	10:16:06.95	10:16:08.44	0	1.5s	+15	13°	18°
13	Tmp	35	5.221	10:17:00.65	10:17:02.02	0	1.4s	+14	19°	18°
14	Tmp	36	5.389	10:17:19.45	10:17:20.51	0	1.1s	+11	20°	19°
15	Tmp	38	5.617	10:17:57.98	10:17:58.18	0	0.2s	+2	11°	17°
16	Tmp	41	6.037	10:19:01.84	10:19:04.82	0	3.0s	[+30]	23°	19°
17	Tmp	43	6.411	10:19:41.87	10:19:42.09	0	0.2s	+2	5°	19°
18	Tmp	44	6.728	10:20:11.97	10:20:12.74	0	0.8s	+8	9°	18°
19	Tmp	49	7.567	10:21:37.87	10:21:38.66	0	0.8s	+8	19°	19°
20	Tmp	49	7.953	10:22:16.47	10:22:17.58	0	1.1s	+11	18°	18°
21	Tmp	51	8.288	10:22:56.37	10:22:56.29	0	0.1s	-1	6°	18°
22	Tmp	55	8.597	10:23:49.01	10:23:51.00	0	2.0s	+20	2°	17°
23	Tmp	58	8.801	10:24:16.34	10:24:16.73	0	0.4s	+4	8°	13°
24	Tmp	60	8.935	10:24:41.57	10:24:42.43	0	0.9s	+9	9°	11°
25	Tmp	65	9.672	10:26:35.27	10:26:36.98	0	1.7s	+17	20°	14°
26	Tmp	66	9.961	10:27:16.51	10:27:21.78	0	5.3s	[+53]	25°	14°
27	Tmp	69	10.344	10:28:03.45	10:28:03.13	0	0.3s	-3	8°	12°
28	Tmp	69	10.518	10:28:20.85	10:28:20.98	0	0.1s	+1	6°	12°
29	Tmp	71	10.945	10:29:08.08	10:29:08.54	0	0.5s	+5	15°	11°
30	Tmp	72	11.114	10:29:25.53	10:29:25.77	0	0.2s	+2	9°	11°
31	Tmp	74	11.679	10:30:21.23	10:30:22.24	0	1.0s	+10	8°	10°
33	Tmp	78	12.256	10:31:53.67	10:31:51.47	0	2.2s	-22	25°	11°
34	Tmp	81	12.681	10:32:37.13	10:32:36.64	0	0.5s	-5	12°	12°
35	Tmp	81	13.000	10:33:11.93	10:33:11.11	0	0.8s	-8	18°	12°
36	Tmp	89	14.637	10:36:23.67	10:36:23.61	0	0.1s	-1	5°	12°
37	Pass	119	1.334	11:37:06.94	11:38:15.27	0	1m08s	0	24°	12°
38	Pass	132	2.074	11:43:32.32	11:43:38.75	0	6.4s	0	26°	12°
39	Pass	151	3.009	11:46:21.03	11:45:59.15	0	21.9s	0	25°	12°
40	Pass	157	3.307	11:46:58.68	11:46:47.47	0	11.2s	0	25°	12°
Num	203	Pen	0	PCZ	1	Total PP	279	Col. Final	12°	



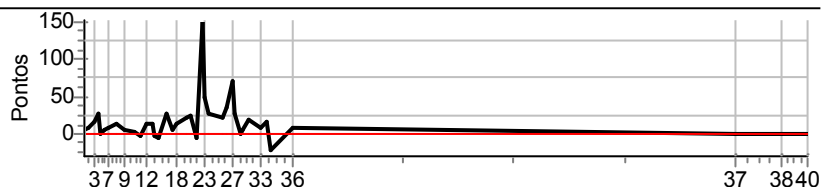
Performance Individual

PC	Tp	Trc	DistPC	Ideal	Passagem	Pen	Erro	Pontos	NoPC	AtePC
N u m	205	205 / Adilson Gonze / Joao Paulo Salfer Gonze								
		Cat / NL / Largada JUNIOR / 63 / 09:03:00								
		Itajai TROLLER T4								
PC	Tp	Trc	DistPC	Ideal	Passagem	Pen	Erro	Pontos	NoPC	AtePC
1	Tmp	3	0.374	10:08:39.49	10:08:40.42	0	0.9s	+9	13 °	13 °
2	Tmp	5	0.658	10:09:10.60	10:09:11.80	0	1.2s	+12	19 °	19 °
3	Tmp	9	1.176	10:10:05.23	10:10:06.99	0	1.8s	+18	21 °	18 °
4	Tmp	11	1.510	10:10:40.53	10:10:43.49	0	3.0s	[+30]	24 °	18 °
5	Tmp	12	1.598	10:10:50.02	10:10:51.29	0	1.3s	+13	16 °	20 °
6	Tmp	13	1.928	10:11:24.04	10:11:24.45	0	0.4s	+4	15 °	19 °
7	Tmp	15	2.160	10:11:52.18	10:11:52.13	0	0.1s	-1	2 °	15 °
8	Tmp	19	2.755	10:13:09.34	10:13:10.09	0	0.8s	+8	17 °	15 °
9	Tmp	22	3.349	10:14:12.61	10:14:12.38	0	0.2s	-2	5 °	13 °
10	Tmp	27	3.979	10:15:26.22	10:15:26.55	0	0.3s	+3	7 °	11 °
11	Tmp	31	4.351	10:16:29.05	10:16:29.86	0	0.8s	+8	13 °	12 °
12	Tmp	33	4.706	10:17:06.95	10:17:08.79	0	1.8s	+18	17 °	12 °
13	Tmp	35	5.221	10:18:00.65	10:18:01.20	0	0.6s	+6	7 °	12 °
14	Tmp	36	5.389	10:18:19.45	10:18:20.54	0	1.1s	+11	19 °	13 °
15	Tmp	38	5.617	10:18:57.98	10:18:58.33	0	0.4s	+4	14 °	14 °
16	Tmp	41	6.037	10:20:01.84	10:20:03.96	0	2.1s	[+21]	15 °	14 °
17	Tmp	43	6.411	10:20:41.87	10:20:43.18	0	1.3s	+13	23 °	16 °
18	Tmp	44	6.728	10:21:11.97	10:21:13.33	0	1.4s	+14	20 °	16 °
19	Tmp	49	7.567	10:22:37.87	10:22:37.89	0	0.0s	0	2 °	15 °
20	Tmp	49	7.953	10:23:16.47	10:23:16.06	0	0.4s	-4	10 °	13 °
21	Tmp	51	8.288	10:23:56.37	10:23:56.23	0	0.1s	-1	5 °	12 °
22	Tmp	55	8.597	10:24:49.01	10:25:01.29	0	12.3s	[+123]	22 °	12 °
23	Tmp	58	8.801	10:25:16.34	10:25:21.03	0	4.7s	+47	21 °	17 °
24	Tmp	60	8.935	10:25:41.57	10:25:45.32	0	3.8s	+38	24 °	18 °
25	Tmp	65	9.672	10:27:35.27	10:27:36.30	0	1.0s	+10	11 °	19 °
26	Tmp	66	9.961	10:28:16.51	10:28:20.68	0	4.2s	+42	24 °	21 °
27	Tmp	69	10.344	10:29:03.45	10:29:03.87	0	0.4s	+4	10 °	18 °
28	Tmp	69	10.518	10:29:20.85	10:29:21.15	0	0.3s	+3	9 °	18 °
29	Tmp	71	10.945	10:30:08.08	10:30:08.91	0	0.8s	+8	19 °	17 °
30	Tmp	72	11.114	10:30:25.53	10:30:26.16	0	0.6s	+6	20 °	17 °
31	Tmp	74	11.679	10:31:21.23	10:31:22.75	0	1.5s	+15	19 °	17 °
33	Tmp	78	12.256	10:32:53.67	10:32:54.69	0	1.0s	+10	21 °	17 °
34	Tmp	81	12.681	10:33:37.13	10:33:38.25	0	1.1s	+11	22 °	17 °
35	Tmp	81	13.000	10:34:11.93	10:34:12.82	0	0.9s	+9	20 °	17 °
36	Tmp	89	14.637	10:37:23.67	10:37:24.39	0	0.7s	+7	20 °	16 °
37	Pass	119	1.334	11:38:06.94	11:39:14.10	0	1m07s	0	23 °	16 °
38	Pass	132	2.074	11:44:32.32	11:44:38.92	0	6.6s	0	25 °	16 °
39	Pass	151	3.009	11:47:21.03	11:47:37.53	0	16.5s	0	24 °	16 °
40	Pass	157	3.307	11:47:58.68	11:48:22.30	0	23.6s	0	24 °	16 °
Num	205	Pen	0	PCZ	1	Total PP	359	Col. Final	16°	



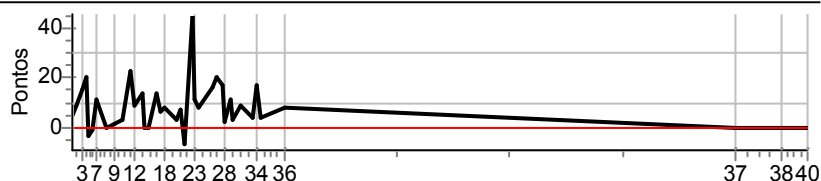
Performance Individual

PC	Tp	Trc	DistPC	Ideal	Passagem	Pen	Erro	Pontos	NoPC	AtePC
N u m	206	206 / Lire Aparecida Rozalen Tesser / Caroline Tesser								
		Cat / NL / Largada JUNIOR / 64 / 09:04:00								
		Caçador				JEEP WRANGLER				
PC	Tp	Trc	DistPC	Ideal	Passagem	Pen	Erro	Pontos	NoPC	AtePC
1	Tmp	3	0.374	10:09:39.49	10:09:40.05	0	0.6s	+6	6°	6°
2	Tmp	5	0.658	10:10:10.60	10:10:11.35	0	0.8s	+8	14°	12°
3	Tmp	9	1.176	10:11:05.23	10:11:06.74	0	1.5s	+15	19°	12°
4	Tmp	11	1.510	10:11:40.53	10:11:43.12	0	2.6s	+26	21°	15°
5	Tmp	12	1.598	10:11:50.02	10:11:50.13	0	0.1s	+1	3°	8°
6	Tmp	13	1.928	10:12:24.04	10:12:24.41	0	0.4s	+4	14°	10°
7	Tmp	15	2.160	10:12:52.18	10:12:52.91	0	0.7s	+7	11°	9°
8	Tmp	19	2.755	10:14:09.34	10:14:10.58	0	1.2s	+12	22°	12°
9	Tmp	22	3.349	10:15:12.61	10:15:13.22	0	0.6s	+6	14°	11°
10	Tmp	27	3.979	10:16:26.22	10:16:26.53	0	0.3s	+3	6°	10°
11	Tmp	31	4.351	10:17:29.05	10:17:28.81	0	0.2s	-2	6°	8°
12	Tmp	33	4.706	10:18:06.95	10:18:08.37	0	1.4s	+14	10°	9°
13	Tmp	35	5.221	10:19:00.65	10:19:01.90	0	1.3s	+13	17°	9°
14	Tmp	36	5.389	10:19:19.45	10:19:19.24	0	0.2s	-2	9°	9°
15	Tmp	38	5.617	10:19:57.98	10:19:57.51	0	0.5s	-5	16°	9°
16	Tmp	41	6.037	10:21:01.84	10:21:04.68	0	2.8s	[+28]	22°	10°
17	Tmp	43	6.411	10:21:41.87	10:21:42.42	0	0.6s	+6	14°	10°
18	Tmp	44	6.728	10:22:11.97	10:22:13.33	0	1.4s	+14	19°	11°
19	Tmp	49	7.567	10:23:37.87	10:23:40.00	0	2.1s	+21	25°	13°
20	Tmp	49	7.953	10:24:16.47	10:24:18.96	0	2.5s	+25	26°	16°
21	Tmp	51	8.288	10:24:56.37	10:24:55.63	0	0.7s	-7	22°	17°
22	Tmp	55	8.597	10:25:49.01	10:26:04.16	0	15.2s	[+152]	26°	18°
23	Tmp	58	8.801	10:26:16.34	10:26:21.09	0	4.8s	+48	22°	19°
24	Tmp	60	8.935	10:26:41.57	10:26:44.12	0	2.6s	+26	23°	22°
25	Tmp	65	9.672	10:28:35.27	10:28:37.46	0	2.2s	+22	25°	22°
26	Tmp	66	9.961	10:29:16.51	10:29:20.08	0	3.6s	+36	22°	22°
27	Tmp	69	10.344	10:30:03.45	10:30:10.59	0	7.1s	+71	26°	23°
28	Tmp	69	10.518	10:30:20.85	10:30:23.52	0	2.7s	[+27]	25°	22°
29	Tmp	71	10.945	10:31:08.08	10:31:08.07	0	0.0s	0	1°	22°
30	Tmp	72	11.114	10:31:25.53	10:31:26.04	0	0.5s	+5	18°	22°
31	Tmp	74	11.679	10:32:21.23	10:32:23.00	0	1.8s	+18	24°	22°
33	Tmp	78	12.256	10:33:53.67	10:33:54.40	0	0.7s	+7	13°	22°
34	Tmp	81	12.681	10:34:37.13	10:34:38.78	0	1.7s	+17	26°	22°
35	Tmp	81	13.000	10:35:11.93	10:35:09.74	0	2.2s	-22	27°	22°
36	Tmp	89	14.637	10:38:23.67	10:38:24.57	0	0.9s	+9	23°	22°
37	Pass	119	1.334	11:39:06.94	11:41:49.06	0	2m42s	0	22°	22°
38	Pass	132	2.074	11:45:32.32	11:45:40.23	0	7.9s	0	24°	22°
39	Pass	151	3.009	11:48:21.03	11:48:27.45	0	6.4s	0	23°	22°
40	Pass	157	3.307	11:48:58.68	11:49:13.28	0	14.6s	0	23°	22°
Num	206	Pen	0	PCZ	1	Total PP	478	Col. Final	22°	



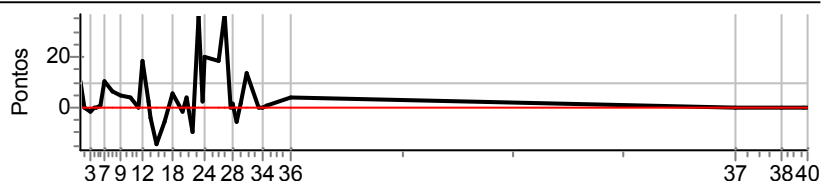
Performance Individual

PC	Tp	Trc	DistPC	Ideal	Passagem	Pen	Erro	Pontos	NoPC	AtePC
N u m	207	207 / Orii Ademir Katzer / Gustavo Henrique Katzer								
		Cat / NL / Largada JUNIOR / 65 / 09:05:00								
		Sao Bento do Sul PAJERO								
1	Tmp	3	0.374	10:10:39.49	10:10:39.98	0	0.5s	+5	5°	5°
2	Tmp	5	0.658	10:11:10.60	10:11:11.52	0	0.9s	+9	17°	10°
3	Tmp	9	1.176	10:12:05.23	10:12:06.77	0	1.5s	+15	18°	13°
4	Tmp	11	1.510	10:12:40.53	10:12:42.54	0	2.0s	[+20]	14°	14°
5	Tmp	12	1.598	10:12:50.02	10:12:49.61	0	0.4s	-4	10°	11°
6	Tmp	13	1.928	10:13:24.04	10:13:23.96	0	0.1s	-1	7°	9°
7	Tmp	15	2.160	10:13:52.18	10:13:53.31	0	1.1s	+11	19°	10°
8	Tmp	19	2.755	10:15:09.34	10:15:09.38	0	0.0s	0	3°	9°
9	Tmp	22	3.349	10:16:12.61	10:16:12.70	0	0.1s	+1	3°	5°
10	Tmp	27	3.979	10:17:26.22	10:17:26.52	0	0.3s	+3	5°	5°
11	Tmp	31	4.351	10:18:29.05	10:18:31.38	0	2.3s	[+23]	25°	10°
12	Tmp	33	4.706	10:19:06.95	10:19:07.82	0	0.9s	+9	5°	7°
13	Tmp	35	5.221	10:20:00.65	10:20:02.00	0	1.4s	+14	18°	10°
14	Tmp	36	5.389	10:20:19.45	10:20:19.49	0	0.0s	0	3°	7°
15	Tmp	38	5.617	10:20:57.98	10:20:57.95	0	0.0s	0	2°	5°
16	Tmp	41	6.037	10:22:01.84	10:22:03.21	0	1.4s	+14	14°	8°
17	Tmp	43	6.411	10:22:41.87	10:22:42.44	0	0.6s	+6	13°	9°
18	Tmp	44	6.728	10:23:11.97	10:23:12.80	0	0.8s	+8	8°	8°
19	Tmp	49	7.567	10:24:37.87	10:24:38.21	0	0.3s	+3	10°	7°
20	Tmp	49	7.953	10:25:16.47	10:25:17.15	0	0.7s	+7	13°	8°
21	Tmp	51	8.288	10:25:56.37	10:25:55.68	0	0.7s	-7	21°	8°
22	Tmp	55	8.597	10:26:49.01	10:26:53.64	0	4.6s	[+46]	13°	8°
23	Tmp	58	8.801	10:27:16.34	10:27:17.43	0	1.1s	+11	11°	6°
24	Tmp	60	8.935	10:27:41.57	10:27:42.34	0	0.8s	+8	8°	5°
25	Tmp	65	9.672	10:29:35.27	10:29:36.83	0	1.6s	+16	16°	6°
26	Tmp	66	9.961	10:30:16.51	10:30:18.55	0	2.0s	+20	9°	6°
27	Tmp	69	10.344	10:31:03.45	10:31:05.15	0	1.7s	+17	20°	7°
28	Tmp	69	10.518	10:31:20.85	10:31:21.02	0	0.2s	+2	8°	7°
29	Tmp	71	10.945	10:32:08.08	10:32:09.20	0	1.1s	+11	22°	9°
30	Tmp	72	11.114	10:32:25.53	10:32:25.80	0	0.3s	+3	15°	9°
31	Tmp	74	11.679	10:33:21.23	10:33:22.13	0	0.9s	+9	7°	9°
33	Tmp	78	12.256	10:34:53.67	10:34:54.11	0	0.4s	+4	11°	9°
34	Tmp	81	12.681	10:35:37.13	10:35:38.81	0	1.7s	+17	25°	9°
35	Tmp	81	13.000	10:36:11.93	10:36:12.31	0	0.4s	+4	10°	9°
36	Tmp	89	14.637	10:39:23.67	10:39:24.47	0	0.8s	+8	22°	9°
37	Pass	119	1.334	11:40:06.94	11:40:40.77	0	33.8s	0	21°	9°
38	Pass	132	2.074	11:46:32.32	11:46:40.72	0	8.4s	0	23°	9°
39	Pass	151	3.009	11:49:21.03	11:48:51.76	0	29.3s	0	22°	9°
40	Pass	157	3.307	11:49:58.68	11:49:33.92	0	24.8s	0	22°	9°
Num	207	Pen	0	PCZ	3	Total PP	247	Col. Final	9°	



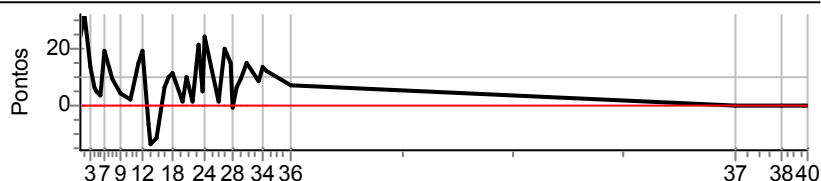
Performance Individual

PC	Tp	Trc	DistPC	Ideal	Passagem	Pen	Erro	Pontos	NoPC	AtePC
N u m	208	208 / Marcos Gustavo Francio / Bruno Rozalen Tesser								
		Cat / NL / Largada JUNIOR / 66 / 09:06:00								
		Caçador TROLLER T4								
PC	Tp	Trc	DistPC	Ideal	Passagem	Pen	Erro	Pontos	NoPC	AtePC
1	Tmp	3	0.374	10:11:39.49	10:11:40.55	0	1.1s	+11	17°	17°
2	Tmp	5	0.658	10:12:10.60	10:12:10.59	0	0.0s	0	1°	1°
3	Tmp	9	1.176	10:13:05.23	10:13:05.14	0	0.1s	-1	6°	1°
4	Tmp	11	1.510	10:13:40.53	10:13:40.54	0	0.0s	0	1°	1°
5	Tmp	12	1.598	10:13:50.02	10:13:50.05	0	0.0s	0	2°	1°
6	Tmp	13	1.928	10:14:24.04	10:14:24.18	0	0.1s	+1	6°	1°
7	Tmp	15	2.160	10:14:52.18	10:14:53.23	0	1.1s	+11	18°	1°
8	Tmp	19	2.755	10:16:09.34	10:16:10.06	0	0.7s	+7	15°	1°
9	Tmp	22	3.349	10:17:12.61	10:17:13.09	0	0.5s	+5	10°	1°
10	Tmp	27	3.979	10:18:26.22	10:18:26.62	0	0.4s	+4	13°	1°
11	Tmp	31	4.351	10:19:29.05	10:19:29.04	0	0.0s	0	2°	1°
12	Tmp	33	4.706	10:20:06.95	10:20:08.83	0	1.9s	[+19]	19°	1°
13	Tmp	35	5.221	10:21:00.65	10:21:00.91	0	0.3s	+3	4°	1°
14	Tmp	36	5.389	10:21:19.45	10:21:19.07	0	0.4s	-4	13°	1°
15	Tmp	38	5.617	10:21:57.98	10:21:56.55	0	1.4s	-14	23°	1°
16	Tmp	41	6.037	10:23:01.84	10:23:01.34	0	0.5s	-5	9°	1°
17	Tmp	43	6.411	10:23:41.87	10:23:41.89	0	0.0s	0	1°	1°
18	Tmp	44	6.728	10:24:11.97	10:24:12.58	0	0.6s	+6	6°	1°
19	Tmp	49	7.567	10:25:37.87	10:25:37.73	0	0.1s	-1	5°	1°
20	Tmp	49	7.953	10:26:16.47	10:26:16.82	0	0.4s	+4	9°	1°
21	Tmp	51	8.288	10:26:56.37	10:26:55.44	0	0.9s	-9	25°	2°
22	Tmp	55	8.597	10:27:49.01	10:27:52.56	0	3.6s	+36	11°	2°
23	Tmp	58	8.801	10:28:16.34	10:28:16.66	0	0.3s	+3	5°	2°
24	Tmp	60	8.935	10:28:41.57	10:28:43.53	0	2.0s	[+20]	20°	2°
25	Tmp	65	9.672	10:30:35.27	10:30:37.12	0	1.9s	+19	23°	2°
26	Tmp	66	9.961	10:31:16.51	10:31:20.18	0	3.7s	[+37]	23°	2°
27	Tmp	69	10.344	10:32:03.45	10:32:03.41	0	0.0s	0	1°	2°
28	Tmp	69	10.518	10:32:20.85	10:32:21.07	0	0.2s	+2	7°	2°
29	Tmp	71	10.945	10:33:08.08	10:33:07.56	0	0.5s	-5	14°	2°
30	Tmp	72	11.114	10:33:25.53	10:33:25.73	0	0.2s	+2	8°	2°
31	Tmp	74	11.679	10:34:21.23	10:34:22.64	0	1.4s	+14	13°	2°
33	Tmp	78	12.256	10:35:53.67	10:35:53.63	0	0.0s	0	5°	2°
34	Tmp	81	12.681	10:36:37.13	10:36:37.09	0	0.0s	0	3°	2°
35	Tmp	81	13.000	10:37:11.93	10:37:11.98	0	0.1s	+1	2°	2°
36	Tmp	89	14.637	10:40:23.67	10:40:24.10	0	0.4s	+4	14°	2°
37	Pass	119	1.334	11:41:06.94	11:41:40.80	0	33.9s	0	20°	2°
38	Pass	132	2.074	11:47:32.32	11:47:35.76	0	3.4s	0	22°	2°
39	Pass	151	3.009	11:50:21.03	11:50:25.54	0	4.5s	0	21°	2°
40	Pass	157	3.307	11:50:58.68	11:51:09.37	0	10.7s	0	21°	2°
Num	208	Pen	0	PCZ	8	Total PP	172	Col. Final	2°	




Performance Individual

PC	Tp	Trc	DistPC	Ideal	Passagem	Pen	Erro	Pontos	NoPC	AtePC
N u m	209	209 / Marcelo Mocelin - Banana / Mario Aorelio Lopes								
		Cat / NL / Largada JUNIOR / 67 / 09:07:00								
		Dois Vizinhos TROLLER								
PC	Tp	Trc	DistPC	Ideal	Passagem	Pen	Erro	Pontos	NoPC	AtePC
1	Tmp	3	0.374	10:12:39.49	10:12:41.85	0	2.4s	[+24]	27°	27°
2	Tmp	5	0.658	10:13:10.60	10:13:13.78	0	3.2s	[+32]	27°	27°
3	Tmp	9	1.176	10:14:05.23	10:14:06.50	0	1.3s	+13	16°	25°
4	Tmp	11	1.510	10:14:40.53	10:14:41.09	0	0.6s	+6	4°	19°
5	Tmp	12	1.598	10:14:50.02	10:14:50.52	0	0.5s	+5	11°	16°
6	Tmp	13	1.928	10:15:24.04	10:15:24.36	0	0.3s	+3	13°	16°
7	Tmp	15	2.160	10:15:52.18	10:15:54.04	0	1.9s	+19	26°	20°
8	Tmp	19	2.755	10:17:09.34	10:17:10.21	0	0.9s	+9	19°	21°
9	Tmp	22	3.349	10:18:12.61	10:18:13.04	0	0.4s	+4	9°	20°
10	Tmp	27	3.979	10:19:26.22	10:19:26.44	0	0.2s	+2	3°	18°
11	Tmp	31	4.351	10:20:29.05	10:20:30.59	0	1.5s	+15	19°	20°
12	Tmp	33	4.706	10:21:06.95	10:21:08.84	0	1.9s	+19	18°	20°
13	Tmp	35	5.221	10:22:00.65	10:21:59.96	0	0.7s	-7	8°	17°
14	Tmp	36	5.389	10:22:19.45	10:22:18.06	0	1.4s	-14	21°	20°
15	Tmp	38	5.617	10:22:57.98	10:22:56.82	0	1.2s	-12	22°	20°
16	Tmp	41	6.037	10:24:01.84	10:24:02.41	0	0.6s	+6	10°	18°
17	Tmp	43	6.411	10:24:41.87	10:24:42.85	0	1.0s	+10	21°	18°
18	Tmp	44	6.728	10:25:11.97	10:25:13.03	0	1.1s	+11	15°	19°
19	Tmp	49	7.567	10:26:37.87	10:26:37.97	0	0.1s	+1	4°	17°
20	Tmp	49	7.953	10:27:16.47	10:27:17.47	0	1.0s	+10	17°	17°
21	Tmp	51	8.288	10:27:56.37	10:27:56.49	0	0.1s	+1	4°	16°
22	Tmp	55	8.597	10:28:49.01	10:28:51.10	0	2.1s	+21	3°	16°
23	Tmp	58	8.801	10:29:16.34	10:29:16.84	0	0.5s	+5	9°	12°
24	Tmp	60	8.935	10:29:41.57	10:29:43.95	0	2.4s	[+24]	22°	14°
25	Tmp	65	9.672	10:31:35.27	10:31:35.32	0	0.1s	+1	3°	12°
26	Tmp	66	9.961	10:32:16.51	10:32:18.47	0	2.0s	+20	8°	13°
27	Tmp	69	10.344	10:33:03.45	10:33:04.95	0	1.5s	+15	16°	11°
28	Tmp	69	10.518	10:33:20.85	10:33:20.76	0	0.1s	-1	5°	11°
29	Tmp	71	10.945	10:34:08.08	10:34:08.65	0	0.6s	+6	16°	12°
30	Tmp	72	11.114	10:34:25.53	10:34:26.43	0	0.9s	+9	24°	12°
31	Tmp	74	11.679	10:35:21.23	10:35:22.70	0	1.5s	+15	18°	12°
33	Tmp	78	12.256	10:36:53.67	10:36:54.42	0	0.8s	+8	16°	13°
34	Tmp	81	12.681	10:37:37.13	10:37:38.40	0	1.3s	+13	23°	14°
35	Tmp	81	13.000	10:38:11.93	10:38:13.14	0	1.2s	+12	23°	14°
36	Tmp	89	14.637	10:41:23.67	10:41:24.34	0	0.7s	+7	19°	14°
37	Pass	119	1.334	11:42:06.94	11:43:15.83	0	1m08s	0	19°	14°
38	Pass	132	2.074	11:48:32.32	11:48:37.08	0	4.8s	0	21°	14°
39	Pass	151	3.009	11:51:21.03	11:50:53.02	0	28.0s	0	20°	14°
40	Pass	157	3.307	11:51:58.68	11:51:36.39	0	22.3s	0	20°	14°
Num	209	Pen	0	PCZ	0	Total PP	300	Col. Final	14°	



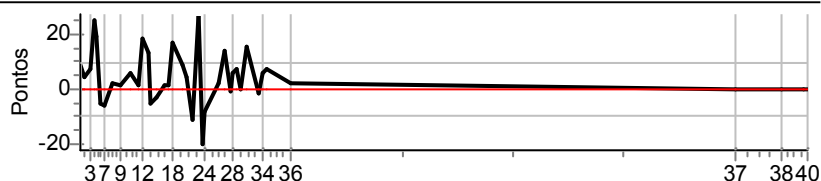
Performance Individual

PC	Tp	Trc	DistPC	Ideal	Passagem	Pen	Erro	Pontos	NoPC	AtePC
N u m	210	210 / Antonio Enio dos Santos Filho / Diego Fernando E Sa dos Santos								
		Cat / NL / Largada JUNIOR / 68 / 09:08:00								
		Lages TROLES								
PC	Tp	Trc	DistPC	Ideal	Passagem	Pen	Erro	Pontos	NoPC	AtePC
1	Tmp	3	0.374	10:13:39.49	10:13:40.79	0	1.3s	+13	21°	21°
2	Tmp	5	0.658	10:14:10.60	10:14:10.85	0	0.3s	+3	3°	6°
3	Tmp	9	1.176	10:15:05.23	10:15:05.11	0	0.1s	-1	5°	3°
4	Tmp	11	1.510	10:15:40.53	10:15:40.33	0	0.2s	-2	3°	3°
5	Tmp	12	1.598	10:15:50.02	10:15:49.72	0	0.3s	-3	8°	3°
6	Tmp	13	1.928	10:16:24.04	10:16:24.18	0	0.1s	+1	5°	2°
7	Tmp	15	2.160	10:16:52.18	10:16:53.03	0	0.9s	+9	13°	2°
8	Tmp	19	2.755	10:18:09.34	10:18:09.17	0	0.2s	-2	9°	2°
9	Tmp	22	3.349	10:19:12.61	10:19:13.16	0	0.6s	+6	13°	2°
10	Tmp	27	3.979	10:20:26.22	10:20:27.04	0	0.8s	+8	19°	3°
11	Tmp	31	4.351	10:21:29.05	10:21:31.40	0	2.4s	[+24]	26°	4°
12	Tmp	33	4.706	10:22:06.95	10:22:07.82	0	0.9s	+9	4°	3°
13	Tmp	35	5.221	10:23:00.65	10:23:00.63	0	0.0s	0	1°	2°
14	Tmp	36	5.389	10:23:19.45	10:23:17.97	0	1.5s	-15	24°	3°
15	Tmp	38	5.617	10:23:57.98	10:23:56.32	0	1.7s	[-17]	24°	4°
16	Tmp	41	6.037	10:25:01.84	10:25:02.03	0	0.2s	+2	4°	3°
17	Tmp	43	6.411	10:25:41.87	10:25:42.73	0	0.9s	+9	20°	6°
18	Tmp	44	6.728	10:26:11.97	10:26:11.79	0	0.2s	-2	1°	3°
19	Tmp	49	7.567	10:27:37.87	10:27:38.35	0	0.5s	+5	16°	4°
20	Tmp	49	7.953	10:28:16.47	10:28:17.24	0	0.8s	+8	15°	3°
21	Tmp	51	8.288	10:28:56.37	10:28:56.16	0	0.2s	-2	11°	3°
22	Tmp	55	8.597	10:29:49.01	10:30:03.97	0	15.0s	[+150]	25°	4°
23	Tmp	58	8.801	10:30:16.34	10:30:23.60	0	7.3s	+73	25°	11°
24	Tmp	60	8.935	10:30:41.57	10:30:48.19	0	6.6s	+66	26°	19°
25	Tmp	65	9.672	10:32:35.27	10:32:35.59	0	0.3s	+3	7°	17°
26	Tmp	66	9.961	10:33:16.51	10:33:17.09	0	0.6s	+6	3°	17°
27	Tmp	69	10.344	10:34:03.45	10:34:03.97	0	0.5s	+5	12°	15°
28	Tmp	69	10.518	10:34:20.85	10:34:21.58	0	0.7s	+7	20°	15°
29	Tmp	71	10.945	10:35:08.08	10:35:08.28	0	0.2s	+2	6°	15°
30	Tmp	72	11.114	10:35:25.53	10:35:25.63	0	0.1s	+1	5°	15°
31	Tmp	74	11.679	10:36:21.23	10:36:22.76	0	1.5s	+15	17°	15°
33	Tmp	78	12.256	10:37:53.67	10:37:53.66	0	0.0s	0	4°	14°
34	Tmp	81	12.681	10:38:37.13	10:38:37.13	0	0.0s	0	2°	13°
35	Tmp	81	13.000	10:39:11.93	10:39:12.13	0	0.2s	+2	3°	13°
36	Tmp	89	14.637	10:42:23.67	10:42:23.19	0	0.5s	-5	16°	13°
37	Pass	119	1.334	11:43:06.94	11:44:33.22	0	1m26s	0	18°	13°
38	Pass	132	2.074	11:49:32.32	11:49:42.90	0	10.6s	0	20°	13°
39	Pass	151	3.009	11:52:21.03	11:52:25.73	0	4.7s	0	19°	13°
40	Pass	157	3.307	11:52:58.68	11:53:19.27	0	20.6s	0	19°	13°
Num	210	Pen	0	PCZ	3	Total PP	285	Col. Final	13°	



Performance Individual

PC	Tp	Trc	DistPC	Ideal	Passagem	Pen	Erro	Pontos	NoPC	AtePC
N u m	213	213 / Charles Marcelo Ritter / Marcelo Almada Coelho Ritter								
		Cat / NL / Largada JUNIOR / 69 / 09:09:00								
		Florianopolis PAJERO FULL								
PC	Tp	Trc	DistPC	Ideal	Passagem	Pen	Erro	Pontos	NoPC	AtePC
1	Tmp	3	0.374	10:14:39.49	10:14:40.34	0	0.9s	+9	12°	12°
2	Tmp	5	0.658	10:15:10.60	10:15:10.97	0	0.4s	+4	6°	8°
3	Tmp	9	1.176	10:16:05.23	10:16:05.96	0	0.7s	+7	9°	9°
4	Tmp	11	1.510	10:16:40.53	10:16:43.07	0	2.5s	[+25]	20°	9°
5	Tmp	12	1.598	10:16:50.02	10:16:51.95	0	1.9s	+19	21°	13°
6	Tmp	13	1.928	10:17:24.04	10:17:23.59	0	0.5s	-5	16°	12°
7	Tmp	15	2.160	10:17:52.18	10:17:51.61	0	0.6s	-6	9°	12°
8	Tmp	19	2.755	10:19:09.34	10:19:09.56	0	0.2s	+2	8°	11°
9	Tmp	22	3.349	10:20:12.61	10:20:12.67	0	0.1s	+1	2°	9°
10	Tmp	27	3.979	10:21:26.22	10:21:26.80	0	0.6s	+6	18°	9°
11	Tmp	31	4.351	10:22:29.05	10:22:29.14	0	0.1s	+1	5°	6°
12	Tmp	33	4.706	10:23:06.95	10:23:08.77	0	1.8s	+18	16°	8°
13	Tmp	35	5.221	10:24:00.65	10:24:01.95	0	1.3s	+13	16°	8°
14	Tmp	36	5.389	10:24:19.45	10:24:18.98	0	0.5s	-5	15°	10°
15	Tmp	38	5.617	10:24:57.98	10:24:57.65	0	0.3s	-3	12°	8°
16	Tmp	41	6.037	10:26:01.84	10:26:01.97	0	0.1s	+1	1°	5°
17	Tmp	43	6.411	10:26:41.87	10:26:42.01	0	0.1s	+1	3°	4°
18	Tmp	44	6.728	10:27:11.97	10:27:13.68	0	1.7s	+17	23°	7°
19	Tmp	49	7.567	10:28:37.87	10:28:38.77	0	0.9s	+9	21°	9°
20	Tmp	49	7.953	10:29:16.47	10:29:16.90	0	0.4s	+4	8°	9°
21	Tmp	51	8.288	10:29:56.37	10:29:55.23	0	1.1s	-11	27°	9°
22	Tmp	55	8.597	10:30:49.01	10:30:51.75	0	2.7s	[+27]	5°	9°
23	Tmp	58	8.801	10:31:16.34	10:31:14.39	0	2.0s	[-20]	16°	8°
24	Tmp	60	8.935	10:31:41.57	10:31:40.82	0	0.8s	-8	7°	7°
25	Tmp	65	9.672	10:33:35.27	10:33:35.51	0	0.2s	+2	5°	5°
26	Tmp	66	9.961	10:34:16.51	10:34:17.92	0	1.4s	+14	5°	5°
27	Tmp	69	10.344	10:35:03.45	10:35:03.39	0	0.1s	-1	4°	5°
28	Tmp	69	10.518	10:35:20.85	10:35:21.40	0	0.6s	+6	17°	5°
29	Tmp	71	10.945	10:36:08.08	10:36:08.82	0	0.7s	+7	17°	5°
30	Tmp	72	11.114	10:36:25.53	10:36:25.54	0	0.0s	0	1°	5°
31	Tmp	74	11.679	10:37:21.23	10:37:22.75	0	1.5s	+15	16°	6°
33	Tmp	78	12.256	10:38:53.67	10:38:53.46	0	0.2s	-2	9°	5°
34	Tmp	81	12.681	10:39:37.13	10:39:37.75	0	0.6s	+6	14°	6°
35	Tmp	81	13.000	10:40:11.93	10:40:12.59	0	0.7s	+7	17°	7°
36	Tmp	89	14.637	10:43:23.67	10:43:23.82	0	0.2s	+2	9°	7°
37	Pass	119	1.334	11:44:06.94	11:45:18.41	0	1m11s	0	17°	7°
38	Pass	132	2.074	11:50:32.32	11:50:46.79	0	14.5s	0	19°	7°
39	Pass	151	3.009	11:53:21.03	11:53:32.35	0	11.3s	0	18°	7°
40	Pass	157	3.307	11:53:58.68	11:54:24.06	0	25.4s	0	18°	7°
Num	213	Pen	0	PCZ	1	Total PP	212	Col. Final	7°	



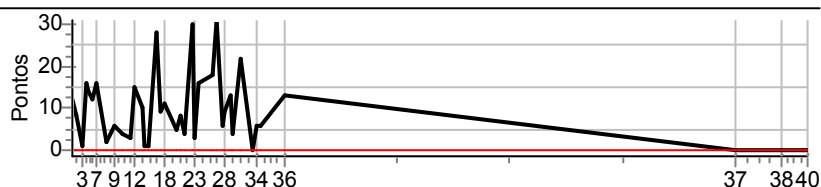
Performance Individual

PC	Tp	Trc	DistPC	Ideal	Passagem	Pen	Erro	Pontos	NoPC	AtePC
N u m	215	215 / Edson Ziolkowski / Roberto Frey								
		Cat / NL / Largada JUNIOR / 70 / 09:10:00								
		Fraiburgo PAJERO								
PC	Tp	Trc	DistPC	Ideal	Passagem	Pen	Erro	Pontos	NoPC	AtePC
1	Tmp	3	0.374	10:15:39.49	10:15:40.40	0	0.9s	+9	11°	11°
2	Tmp	5	0.658	10:16:10.60	10:16:11.90	0	1.3s	+13	21°	21°
3	Tmp	9	1.176	10:17:05.23	10:17:05.58	0	0.4s	+4	8°	11°
4	Tmp	11	1.510	10:17:40.53	10:17:41.33	0	0.8s	+8	9°	10°
5	Tmp	12	1.598	10:17:50.02	10:17:50.28	0	0.3s	+3	7°	6°
6	Tmp	13	1.928	10:18:24.04	10:18:24.70	0	0.7s	+7	19°	6°
7	Tmp	15	2.160	10:18:52.18	10:18:53.13	0	1.0s	+10	15°	7°
8	Tmp	19	2.755	10:20:09.34	10:20:09.31	0	0.0s	0	2°	6°
9	Tmp	22	3.349	10:21:12.61	10:21:13.17	0	0.6s	+6	12°	6°
10	Tmp	27	3.979	10:22:26.22	10:22:26.36	0	0.1s	+1	2°	4°
11	Tmp	31	4.351	10:23:29.05	10:23:29.03	0	0.0s	0	1°	3°
12	Tmp	33	4.706	10:24:06.95	10:24:08.38	0	1.4s	+14	9°	4°
13	Tmp	35	5.221	10:25:00.65	10:25:02.29	0	1.6s	+16	20°	4°
14	Tmp	36	5.389	10:25:19.45	10:25:19.37	0	0.1s	-1	7°	4°
15	Tmp	38	5.617	10:25:57.98	10:25:58.07	0	0.1s	+1	7°	3°
16	Tmp	41	6.037	10:27:01.84	10:27:04.17	0	2.3s	[+23]	20°	4°
17	Tmp	43	6.411	10:27:41.87	10:27:42.19	0	0.3s	+3	8°	3°
18	Tmp	44	6.728	10:28:11.97	10:28:13.20	0	1.2s	+12	18°	5°
19	Tmp	49	7.567	10:29:37.87	10:29:38.22	0	0.4s	+4	13°	5°
20	Tmp	49	7.953	10:30:16.47	10:30:17.02	0	0.6s	+6	12°	6°
21	Tmp	51	8.288	10:30:56.37	10:30:55.79	0	0.6s	-6	18°	6°
22	Tmp	55	8.597	10:31:49.01	10:31:52.30	0	3.3s	+33	8°	6°
23	Tmp	58	8.801	10:32:16.34	10:32:18.58	0	2.2s	[+22]	19°	5°
24	Tmp	60	8.935	10:32:41.57	10:32:42.95	0	1.4s	+14	16°	6°
25	Tmp	65	9.672	10:34:35.27	10:34:36.71	0	1.4s	+14	14°	8°
26	Tmp	66	9.961	10:35:16.51	10:35:23.34	0	6.8s	[+68]	27°	9°
27	Tmp	69	10.344	10:36:03.45	10:36:03.69	0	0.2s	+2	6°	8°
28	Tmp	69	10.518	10:36:20.85	10:36:21.44	0	0.6s	+6	16°	9°
29	Tmp	71	10.945	10:37:08.08	10:37:08.37	0	0.3s	+3	9°	8°
30	Tmp	72	11.114	10:37:25.53	10:37:25.66	0	0.1s	+1	4°	8°
31	Tmp	74	11.679	10:38:21.23	10:38:21.33	0	0.1s	+1	3°	8°
33	Tmp	78	12.256	10:39:53.67	10:39:52.73	0	0.9s	-9	18°	8°
34	Tmp	81	12.681	10:40:37.13	10:40:37.17	0	0.0s	0	1°	8°
35	Tmp	81	13.000	10:41:11.93	10:41:12.28	0	0.4s	+4	9°	8°
36	Tmp	89	14.637	10:44:23.67	10:44:23.78	0	0.1s	+1	4°	8°
37	Pass	119	1.334	11:45:06.94	11:45:31.69	0	24.8s	0	16°	8°
38	Pass	132	2.074	11:51:32.32	11:51:13.05	0	19.3s	0	18°	8°
39	Pass	151	3.009	11:54:21.03	11:53:44.10	0	36.9s	0	17°	8°
40	Pass	157	3.307	11:54:58.68	11:54:32.73	0	26.0s	0	17°	8°
Num	215	Pen	0	PCZ	3	Total PP	212	Col. Final	8°	



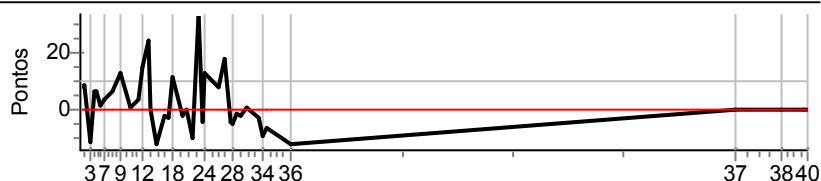
Performance Individual

PC	Tp	Trc	DistPC	Ideal	Passagem	Pen	Erro	Pontos	NoPC	AtePC
N u m	216	216 / Silvano Jesus Tabora - Sula / Juliana Jaremczyk - V8								
		Cat / NL / Largada JUNIOR / 71 / 09:11:00								
		Cascavel TROLLER								
PC	Tp	Trc	DistPC	Ideal	Passagem	Pen	Erro	Pontos	NoPC	AtePC
1	Tmp	3	0.374	10:16:39.49	10:16:40.73	0	1.2s	+12	19°	19°
2	Tmp	5	0.658	10:17:10.60	10:17:11.35	0	0.8s	+8	13°	18°
3	Tmp	9	1.176	10:18:05.23	10:18:05.32	0	0.1s	+1	4°	8°
4	Tmp	11	1.510	10:18:40.53	10:18:42.08	0	1.6s	+16	11°	11°
5	Tmp	12	1.598	10:18:50.02	10:18:51.39	0	1.4s	+14	17°	12°
6	Tmp	13	1.928	10:19:24.04	10:19:25.26	0	1.2s	+12	23°	15°
7	Tmp	15	2.160	10:19:52.18	10:19:53.80	0	1.6s	+16	24°	16°
8	Tmp	19	2.755	10:21:09.34	10:21:09.52	0	0.2s	+2	7°	14°
9	Tmp	22	3.349	10:22:12.61	10:22:13.25	0	0.6s	+6	11°	15°
10	Tmp	27	3.979	10:23:26.22	10:23:26.61	0	0.4s	+4	12°	14°
11	Tmp	31	4.351	10:24:29.05	10:24:29.36	0	0.3s	+3	7°	11°
12	Tmp	33	4.706	10:25:06.95	10:25:08.42	0	1.5s	+15	12°	11°
13	Tmp	35	5.221	10:26:00.65	10:26:01.67	0	1.0s	+10	10°	13°
14	Tmp	36	5.389	10:26:19.45	10:26:19.57	0	0.1s	+1	6°	12°
15	Tmp	38	5.617	10:26:57.98	10:26:58.08	0	0.1s	+1	6°	11°
16	Tmp	41	6.037	10:28:01.84	10:28:04.62	0	2.8s	[+28]	21°	12°
17	Tmp	43	6.411	10:28:41.87	10:28:42.80	0	0.9s	+9	19°	13°
18	Tmp	44	6.728	10:29:11.97	10:29:13.05	0	1.1s	+11	14°	12°
19	Tmp	49	7.567	10:30:37.87	10:30:38.33	0	0.5s	+5	15°	10°
20	Tmp	49	7.953	10:31:16.47	10:31:17.30	0	0.8s	+8	14°	11°
21	Tmp	51	8.288	10:31:56.37	10:31:56.78	0	0.4s	+4	15°	11°
22	Tmp	55	8.597	10:32:49.01	10:32:52.05	0	3.0s	[+30]	7°	11°
23	Tmp	58	8.801	10:33:16.34	10:33:16.59	0	0.3s	+3	4°	7°
24	Tmp	60	8.935	10:33:41.57	10:33:43.13	0	1.6s	+16	19°	9°
25	Tmp	65	9.672	10:35:35.27	10:35:37.06	0	1.8s	+18	21°	10°
26	Tmp	66	9.961	10:36:16.51	10:36:19.62	0	3.1s	[+31]	17°	10°
27	Tmp	69	10.344	10:37:03.45	10:37:04.08	0	0.6s	+6	13°	10°
28	Tmp	69	10.518	10:37:20.85	10:37:21.74	0	0.9s	+9	21°	10°
29	Tmp	71	10.945	10:38:08.08	10:38:09.40	0	1.3s	+13	25°	10°
30	Tmp	72	11.114	10:38:25.53	10:38:25.94	0	0.4s	+4	17°	10°
31	Tmp	74	11.679	10:39:21.23	10:39:23.40	0	2.2s	+22	26°	11°
33	Tmp	78	12.256	10:40:53.67	10:40:53.67	0	0.0s	0	3°	10°
34	Tmp	81	12.681	10:41:37.13	10:41:37.76	0	0.6s	+6	13°	10°
35	Tmp	81	13.000	10:42:11.93	10:42:12.52	0	0.6s	+6	16°	10°
36	Tmp	89	14.637	10:45:23.67	10:45:25.00	0	1.3s	+13	26°	11°
37	Pass	119	1.334	11:46:06.94	11:45:43.56	0	23.4s	0	15°	11°
38	Pass	132	2.074	11:52:32.32	11:52:15.11	0	17.2s	0	17°	11°
39	Pass	151	3.009	11:55:21.03	11:54:37.07	0	44.0s	0	16°	11°
40	Pass	157	3.307	11:55:58.68	11:55:23.90	0	34.8s	0	16°	11°
Num	216	Pen	0	PCZ	1	Total PP	274	Col. Final	11°	



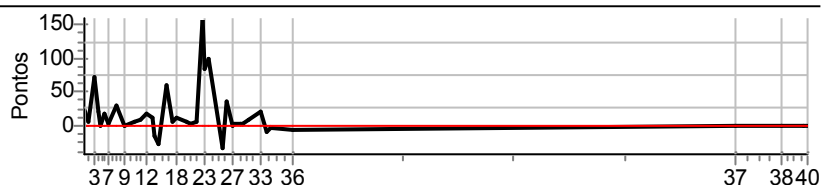
Performance Individual

PC	Tp	Trc	DistPC	Ideal	Passagem	Pen	Erro	Pontos	NoPC	AtePC
N u m	217	217 / Giuliano Ziembowicz / Alexandre Daniel Bonan								
		Cat / NL / Largada JUNIOR / 72 / 09:12:00								
		Florianopolis TROLLER								
PC	Tp	Trc	DistPC	Ideal	Passagem	Pen	Erro	Pontos	NoPC	AtePC
1	Tmp	3	0.374	10:17:39.49	10:17:40.30	0	0.8s	+8	10°	10°
2	Tmp	5	0.658	10:18:10.60	10:18:11.54	0	0.9s	+9	16°	16°
3	Tmp	9	1.176	10:19:05.23	10:19:04.14	0	1.1s	-11	13°	15°
4	Tmp	11	1.510	10:19:40.53	10:19:41.25	0	0.7s	+7	6°	12°
5	Tmp	12	1.598	10:19:50.02	10:19:50.72	0	0.7s	+7	12°	9°
6	Tmp	13	1.928	10:20:24.04	10:20:24.21	0	0.2s	+2	10°	8°
7	Tmp	15	2.160	10:20:52.18	10:20:52.54	0	0.4s	+4	8°	6°
8	Tmp	19	2.755	10:22:09.34	10:22:09.99	0	0.7s	+7	14°	8°
9	Tmp	22	3.349	10:23:12.61	10:23:13.90	0	1.3s	+13	23°	10°
10	Tmp	27	3.979	10:24:26.22	10:24:26.29	0	0.1s	+1	1°	7°
11	Tmp	31	4.351	10:25:29.05	10:25:29.41	0	0.4s	+4	9°	5°
12	Tmp	33	4.706	10:26:06.95	10:26:08.43	0	1.5s	+15	11°	5°
13	Tmp	35	5.221	10:27:00.65	10:27:03.12	0	2.5s	[+25]	24°	6°
14	Tmp	36	5.389	10:27:19.45	10:27:19.44	0	0.0s	0	2°	5°
15	Tmp	38	5.617	10:27:57.98	10:27:56.81	0	1.2s	-12	21°	10°
16	Tmp	41	6.037	10:29:01.84	10:29:01.61	0	0.2s	-2	3°	9°
17	Tmp	43	6.411	10:29:41.87	10:29:41.58	0	0.3s	-3	7°	7°
18	Tmp	44	6.728	10:30:11.97	10:30:13.17	0	1.2s	+12	17°	9°
19	Tmp	49	7.567	10:31:37.87	10:31:37.65	0	0.2s	-2	7°	8°
20	Tmp	49	7.953	10:32:16.47	10:32:16.43	0	0.0s	0	2°	7°
21	Tmp	51	8.288	10:32:56.37	10:32:55.35	0	1.0s	-10	26°	7°
22	Tmp	55	8.597	10:33:49.01	10:33:52.44	0	3.4s	[+34]	9°	7°
23	Tmp	58	8.801	10:34:16.34	10:34:15.97	0	0.4s	-4	7°	4°
24	Tmp	60	8.935	10:34:41.57	10:34:42.84	0	1.3s	+13	13°	4°
25	Tmp	65	9.672	10:36:35.27	10:36:36.02	0	0.8s	+8	9°	4°
26	Tmp	66	9.961	10:37:16.51	10:37:18.29	0	1.8s	[+18]	7°	4°
27	Tmp	69	10.344	10:38:03.45	10:38:03.05	0	0.4s	-4	9°	4°
28	Tmp	69	10.518	10:38:20.85	10:38:20.33	0	0.5s	-5	14°	4°
29	Tmp	71	10.945	10:39:08.08	10:39:08.01	0	0.1s	-1	3°	4°
30	Tmp	72	11.114	10:39:25.53	10:39:25.36	0	0.2s	-2	7°	4°
31	Tmp	74	11.679	10:40:21.23	10:40:21.28	0	0.1s	+1	2°	3°
33	Tmp	78	12.256	10:41:53.67	10:41:53.35	0	0.3s	-3	10°	4°
34	Tmp	81	12.681	10:42:37.13	10:42:36.22	0	0.9s	-9	21°	4°
35	Tmp	81	13.000	10:43:11.93	10:43:11.33	0	0.6s	-6	15°	4°
36	Tmp	89	14.637	10:46:23.67	10:46:22.49	0	1.2s	-12	25°	4°
37	Pass	119	1.334	11:47:06.94	11:48:42.97	0	1m36s	0	14°	4°
38	Pass	132	2.074	11:53:32.32	11:52:50.43	0	41.9s	0	16°	4°
39	Pass	151	3.009	11:56:21.03	11:55:30.53	0	50.5s	0	15°	4°
40	Pass	157	3.307	11:56:58.68	11:56:22.98	0	35.7s	0	15°	4°
Num	217	Pen	0	PCZ	2	Total PP	197	Col. Final	4°	



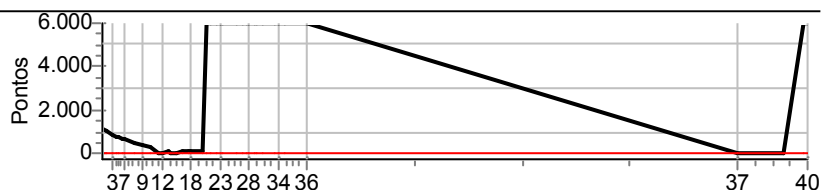
Performance Individual

PC	Tp	Trc	DistPC	Ideal	Passagem	Pen	Erro	Pontos	NoPC	AtePC
N u m	219	219 / Antonio Gilberto Gonçalves / Welliton Luan Scotti								
		Cat / NL / Largada JUNIOR / 73 / 09:13:00								
		Caçador TROLER								
PC	Tp	Trc	DistPC	Ideal	Passagem	Pen	Erro	Pontos	NoPC	AtePC
1	Tmp	3	0.374	10:18:39.49	10:18:41.92	0	2.4s	+24	26°	26°
2	Tmp	5	0.658	10:19:10.60	10:19:11.21	0	0.6s	+6	10°	13°
3	Tmp	9	1.176	10:20:05.23	10:20:12.32	0	7.1s	+71	27°	22°
4	Tmp	11	1.510	10:20:40.53	10:20:42.58	0	2.1s	+21	16°	24°
5	Tmp	12	1.598	10:20:50.02	10:20:50.02	0	0.0s	0	1°	18°
6	Tmp	13	1.928	10:21:24.04	10:21:25.80	0	1.8s	+18	26°	22°
7	Tmp	15	2.160	10:21:52.18	10:21:52.36	0	0.2s	+2	4°	21°
8	Tmp	19	2.755	10:23:09.34	10:23:12.27	0	2.9s	[+29]	25°	23°
9	Tmp	22	3.349	10:24:12.61	10:24:12.64	0	0.0s	0	1°	22°
10	Tmp	27	3.979	10:25:26.22	10:25:26.71	0	0.5s	+5	15°	22°
11	Tmp	31	4.351	10:26:29.05	10:26:29.75	0	0.7s	+7	11°	21°
12	Tmp	33	4.706	10:27:06.95	10:27:08.68	0	1.7s	+17	14°	22°
13	Tmp	35	5.221	10:28:00.65	10:28:01.85	0	1.2s	+12	14°	21°
14	Tmp	36	5.389	10:28:19.45	10:28:17.96	0	1.5s	-15	23°	22°
15	Tmp	38	5.617	10:28:57.98	10:28:55.31	0	2.7s	[-27]	26°	23°
16	Tmp	41	6.037	10:30:01.84	10:30:07.80	0	6.0s	+60	26°	23°
17	Tmp	43	6.411	10:30:41.87	10:30:42.23	0	0.4s	+4	9°	23°
18	Tmp	44	6.728	10:31:11.97	10:31:12.95	0	1.0s	+10	11°	23°
19	Tmp	49	7.567	10:32:37.87	10:32:38.35	0	0.5s	+5	14°	23°
20	Tmp	49	7.953	10:33:16.47	10:33:16.68	0	0.2s	+2	5°	23°
21	Tmp	51	8.288	10:33:56.37	10:33:57.01	0	0.6s	+6	17°	23°
22	Tmp	55	8.597	10:34:49.01	10:35:05.00	0	16.0s	[+160]	27°	23°
23	Tmp	58	8.801	10:35:16.34	10:35:24.75	0	8.4s	+84	26°	25°
24	Tmp	60	8.935	10:35:41.57	10:35:51.40	0	9.8s	+98	27°	25°
25	Tmp	65	9.672	10:37:35.27	10:37:31.83	0	3.4s	-34	26°	25°
26	Tmp	66	9.961	10:38:16.51	10:38:20.05	0	3.5s	+35	21°	25°
27	Tmp	69	10.344	10:39:03.45	10:39:03.39	0	0.1s	-1	3°	25°
28	Tmp	69	10.518	10:39:20.85	10:39:20.98	0	0.1s	+1	4°	25°
29	Tmp	71	10.945	10:40:08.08	10:40:08.26	0	0.2s	+2	5°	24°
30	Tmp	72	11.114	10:40:25.53	10:40:25.81	0	0.3s	+3	14°	24°
31	Tmp	74	11.679	10:41:21.23	10:41:22.03	0	0.8s	+8	6°	24°
33	Tmp	78	12.256	10:42:53.67	10:42:55.82	0	2.2s	+22	24°	24°
34	Tmp	81	12.681	10:43:37.13	10:43:36.19	0	0.9s	-9	20°	24°
35	Tmp	81	13.000	10:44:11.93	10:44:11.52	0	0.4s	-4	8°	24°
36	Tmp	89	14.637	10:47:23.67	10:47:23.01	0	0.7s	-7	18°	24°
37	Pass	119	1.334	11:48:06.94	11:49:06.62	0	59.7s	0	13°	23°
38	Pass	132	2.074	11:54:32.32	12:10:54.33	0	16m22s	0	15°	23°
39	Pass	151	3.009	11:57:21.03	12:13:18.11	0	15m57s	0	14°	23°
40	Pass	157	3.307	11:57:58.68	12:14:02.11	0	16m03s	0	14°	23°
Num	219	Pen	0	PCZ	2	Total PP	593	Col. Final	23°	



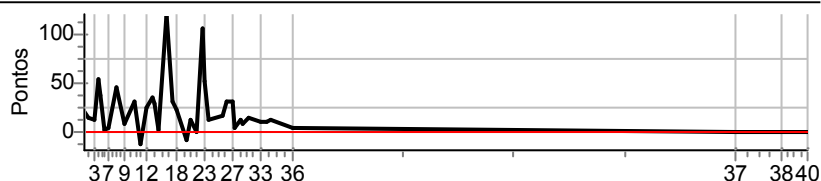
Performance Individual

PC	Tp	Trc	DistPC	Ideal	Passagem	Pen	Erro	Pontos	NoPC	AtePC
N u m	220	220 / Jorge Larri Taufer / Rogerio Acunha								
		Cat / NL / Largada JUNIOR / 74 / 09:14:00								
		Concordia TROLLER								
PC	Tp	Trc	DistPC	Ideal	Passagem	Pen	Erro	Pontos	NoPC	AtePC
1	Tmp	3	0.374	10:19:39.49	10:21:31.71	0	1m52s	[+1122]	28°	28°
2	Tmp	5	0.658	10:20:10.60	10:21:55.28	0	1m44s	+1047	28°	28°
3	Tmp	9	1.176	10:21:05.23	10:22:32.44	0	1m27s	+872	28°	28°
4	Tmp	11	1.510	10:21:40.53	10:22:58.74	0	1m18s	+782	28°	28°
5	Tmp	12	1.598	10:21:50.02	10:23:05.85	0	1m15s	+758	28°	28°
6	Tmp	13	1.928	10:22:24.04	10:23:31.76	0	1m07s	+677	28°	28°
7	Tmp	15	2.160	10:22:52.18	10:23:55.42	0	1m03s	+632	28°	28°
8	Tmp	19	2.755	10:24:09.34	10:24:58.09	0	48.8s	+488	28°	28°
9	Tmp	22	3.349	10:25:12.61	10:25:49.30	0	36.7s	+367	28°	28°
10	Tmp	27	3.979	10:26:26.22	10:26:52.77	0	26.6s	+266	28°	28°
11	Tmp	31	4.351	10:27:29.05	10:27:30.95	0	1.9s	[+19]	22°	28°
12	Tmp	33	4.706	10:28:06.95	10:28:09.77	0	2.8s	[+28]	28°	28°
13	Tmp	35	5.221	10:29:00.65	10:29:06.12	0	5.5s	+55	27°	28°
14	Tmp	36	5.389	10:29:19.45	10:29:23.26	0	3.8s	+38	27°	28°
15	Tmp	38	5.617	10:29:57.98	10:30:01.19	0	3.2s	+32	27°	28°
16	Tmp	41	6.037	10:31:01.84	10:31:13.83	0	12.0s	+120	27°	28°
17	Tmp	43	6.411	10:31:41.87	10:31:47.72	0	5.9s	+59	28°	28°
18	Tmp	44	6.728	10:32:11.97	10:32:21.50	0	9.5s	+95	28°	28°
19	Tmp	49	7.567	10:33:37.87	10:33:46.82	0	9.0s	+90	28°	28°
20	Tmp	49	7.953	10:34:16.47	11:00:24.06	0	26m07s	+6000	28°	28°
21	Tmp	51	8.288	10:34:56.37	11:01:00.36	0	26m04s	+6000	28°	28°
22	Tmp	55	8.597	10:35:49.01	11:01:59.41	0	26m10s	+6000	28°	28°
23	Tmp	58	8.801	10:36:16.34	11:02:27.65	0	26m11s	+6000	28°	28°
24	Tmp	60	8.935	10:36:41.57	11:03:13.80	0	26m32s	+6000	28°	28°
25	Tmp	65	9.672	10:38:35.27	11:04:55.73	0	26m20s	+6000	28°	28°
26	Tmp	66	9.961	10:39:16.51	11:05:44.69	0	26m28s	+6000	28°	28°
27	Tmp	69	10.344	10:40:03.45	11:10:46.18	0	30m42s	+6000	28°	28°
28	Tmp	69	10.518	10:40:20.85	11:11:02.93	0	30m42s	+6000	28°	28°
29	Tmp	71	10.945	10:41:08.08	11:11:42.22	0	30m34s	+6000	28°	28°
30	Tmp	72	11.114	10:41:25.53	11:11:58.68	0	30m33s	+6000	28°	28°
31	Tmp	74	11.679	10:42:21.23	11:12:49.71	0	30m28s	+6000	28°	28°
33	Tmp	78	12.256	10:43:53.67	11:14:04.58	0	30m10s	+6000	28°	28°
34	Tmp	81	12.681	10:44:37.13	11:14:48.62	0	30m11s	+6000	28°	28°
35	Tmp	81	13.000	10:45:11.93	11:15:17.00	0	30m05s	+6000	28°	28°
36	Tmp	89	14.637	10:48:23.67	11:18:11.60	0	29m47s	+6000	28°	28°
37	Pass	119	1.334	11:49:06.94	12:15:10.81	0	26m03s	0	12°	28°
38	Pass	132	2.074	11:55:32.32	12:06:52.40	0	11m20s	0	14°	28°
39	Pass	151	3.009	11:58:21.03		0		+6000	28°	28°
40	Pass	157	3.307	11:58:58.68		0		+6000	28°	28°
Num	220	Pen	0	PCZ	0	Total PP	114378	Col. Final	28°	



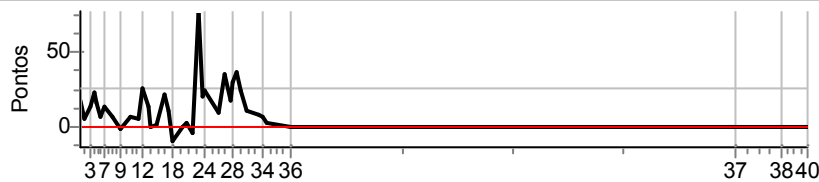
Performance Individual

PC	Tp	Trc	DistPC	Ideal	Passagem	Pen	Erro	Pontos	NoPC	AtePC
N u m	223	223 / Clovis Antonio Pereira Junior / Guilherme Bonato Deczka								
		Cat / NL / Largada JUNIOR / 75 / 09:15:00								
		Curitiba PAJERO FULL								
PC	Tp	Trc	DistPC	Ideal	Passagem	Pen	Erro	Pontos	NoPC	AtePC
1	Tmp	3	0.374	10:20:39.49	10:20:41.52	0	2.0s	+20	25°	25°
2	Tmp	5	0.658	10:21:10.60	10:21:12.09	0	1.5s	+15	23°	25°
3	Tmp	9	1.176	10:22:05.23	10:22:06.46	0	1.2s	+12	14°	20°
4	Tmp	11	1.510	10:22:40.53	10:22:45.93	0	5.4s	+54	27°	22°
5	Tmp	12	1.598	10:22:50.02	10:22:53.70	0	3.7s	+37	25°	26°
6	Tmp	13	1.928	10:23:24.04	10:23:24.22	0	0.2s	+2	9°	24°
7	Tmp	15	2.160	10:23:52.18	10:23:52.48	0	0.3s	+3	5°	23°
8	Tmp	19	2.755	10:25:09.34	10:25:13.90	0	4.6s	+46	26°	27°
9	Tmp	22	3.349	10:26:12.61	10:26:13.42	0	0.8s	+8	18°	27°
10	Tmp	27	3.979	10:27:26.22	10:27:29.44	0	3.2s	+32	27°	27°
11	Tmp	31	4.351	10:28:29.05	10:28:27.73	0	1.3s	-13	16°	26°
12	Tmp	33	4.706	10:29:06.95	10:29:09.47	0	2.5s	+25	23°	26°
13	Tmp	35	5.221	10:30:00.65	10:30:04.23	0	3.6s	+36	25°	26°
14	Tmp	36	5.389	10:30:19.45	10:30:22.30	0	2.9s	[+29]	25°	26°
15	Tmp	38	5.617	10:30:57.98	10:30:58.17	0	0.2s	+2	10°	26°
16	Tmp	41	6.037	10:32:01.84	10:32:13.95	0	12.1s	[+121]	28°	26°
17	Tmp	43	6.411	10:32:41.87	10:32:44.90	0	3.0s	[+30]	27°	26°
18	Tmp	44	6.728	10:33:11.97	10:33:14.31	0	2.3s	+23	25°	26°
19	Tmp	49	7.567	10:34:37.87	10:34:37.12	0	0.8s	-8	18°	26°
20	Tmp	49	7.953	10:35:16.47	10:35:17.63	0	1.2s	+12	20°	26°
21	Tmp	51	8.288	10:35:56.37	10:35:56.27	0	0.1s	-1	3°	26°
22	Tmp	55	8.597	10:36:49.01	10:36:59.71	0	10.7s	+107	21°	26°
23	Tmp	58	8.801	10:37:16.34	10:37:21.41	0	5.1s	+51	23°	26°
24	Tmp	60	8.935	10:37:41.57	10:37:42.80	0	1.2s	+12	12°	26°
25	Tmp	65	9.672	10:39:35.27	10:39:36.95	0	1.7s	+17	19°	26°
26	Tmp	66	9.961	10:40:16.51	10:40:19.67	0	3.2s	+32	18°	26°
27	Tmp	69	10.344	10:41:03.45	10:41:06.68	0	3.2s	+32	23°	26°
28	Tmp	69	10.518	10:41:20.85	10:41:21.24	0	0.4s	+4	12°	26°
29	Tmp	71	10.945	10:42:08.08	10:42:09.33	0	1.3s	+13	24°	26°
30	Tmp	72	11.114	10:42:25.53	10:42:26.18	0	0.7s	+7	22°	26°
31	Tmp	74	11.679	10:43:21.23	10:43:22.71	0	1.5s	+15	15°	26°
33	Tmp	78	12.256	10:44:53.67	10:44:54.63	0	1.0s	+10	20°	26°
34	Tmp	81	12.681	10:45:37.13	10:45:38.07	0	0.9s	+9	19°	26°
35	Tmp	81	13.000	10:46:11.93	10:46:13.27	0	1.3s	+13	24°	26°
36	Tmp	89	14.637	10:49:23.67	10:49:24.02	0	0.4s	+4	13°	26°
37	Pass	119	1.334	11:50:06.94	11:50:43.01	0	36.1s	0	11°	25°
38	Pass	132	2.074	11:56:32.32	11:58:20.17	0	1m47s	0	13°	25°
39	Pass	151	3.009	11:59:21.03	12:05:22.38	0	6m01s	0	13°	25°
40	Pass	157	3.307	11:59:58.68	12:06:05.79	0	6m07s	0	13°	25°
Num	223	Pen	0	PCZ	0	Total PP	675	Col. Final	25°	



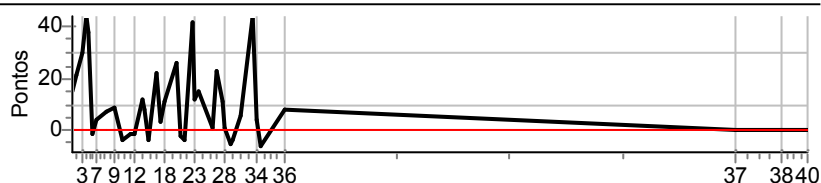
Performance Individual

PC	Tp	Trc	DistPC	Ideal	Passagem	Pen	Erro	Pontos	NoPC	AtePC
N u m	227	227 / Rafael Martin Benavides / Marcelo Cordeiro Perez								
		Cat / NL / Largada JUNIOR / 78 / 09:18:00								
		Sorocaba TROLLER								
PC	Tp	Trc	DistPC	Ideal	Passagem	Pen	Erro	Pontos	NoPC	AtePC
1	Tmp	3	0.374	10:23:39.49	10:23:41.21	0	1.7s	+17	23°	23°
2	Tmp	5	0.658	10:24:10.60	10:24:11.07	0	0.5s	+5	7°	11°
3	Tmp	9	1.176	10:25:05.23	10:25:06.53	0	1.3s	+13	15°	16°
4	Tmp	11	1.510	10:25:40.53	10:25:42.79	0	2.3s	+23	17°	17°
5	Tmp	12	1.598	10:25:50.02	10:25:51.57	0	1.6s	+16	20°	17°
6	Tmp	13	1.928	10:26:24.04	10:26:24.66	0	0.6s	+6	18°	20°
7	Tmp	15	2.160	10:26:52.18	10:26:53.51	0	1.3s	+13	22°	19°
8	Tmp	19	2.755	10:28:09.34	10:28:09.98	0	0.6s	+6	12°	20°
9	Tmp	22	3.349	10:29:12.61	10:29:12.45	0	0.2s	-2	4°	17°
10	Tmp	27	3.979	10:30:26.22	10:30:26.85	0	0.6s	+6	17°	16°
11	Tmp	31	4.351	10:31:29.05	10:31:29.52	0	0.5s	+5	10°	14°
12	Tmp	33	4.706	10:32:06.95	10:32:09.52	0	2.6s	[+26]	25°	16°
13	Tmp	35	5.221	10:33:00.65	10:33:01.99	0	1.3s	+13	15°	16°
14	Tmp	36	5.389	10:33:19.45	10:33:19.49	0	0.0s	0	1°	16°
15	Tmp	38	5.617	10:33:57.98	10:33:58.04	0	0.1s	+1	5°	16°
16	Tmp	41	6.037	10:35:01.84	10:35:04.01	0	2.2s	+22	17°	17°
17	Tmp	43	6.411	10:35:41.87	10:35:42.92	0	1.1s	+11	22°	17°
18	Tmp	44	6.728	10:36:11.97	10:36:10.99	0	1.0s	-10	10°	17°
19	Tmp	49	7.567	10:37:37.87	10:37:37.88	0	0.0s	0	1°	16°
20	Tmp	49	7.953	10:38:16.47	10:38:16.81	0	0.3s	+3	7°	14°
21	Tmp	51	8.288	10:38:56.37	10:38:55.88	0	0.5s	-5	16°	14°
22	Tmp	55	8.597	10:39:49.01	10:39:56.80	0	7.8s	[+78]	18°	14°
23	Tmp	58	8.801	10:40:16.34	10:40:18.38	0	2.0s	+20	15°	14°
24	Tmp	60	8.935	10:40:41.57	10:40:43.97	0	2.4s	+24	21°	15°
25	Tmp	65	9.672	10:42:35.27	10:42:36.15	0	0.9s	+9	10°	15°
26	Tmp	66	9.961	10:43:16.51	10:43:20.02	0	3.5s	+35	20°	16°
27	Tmp	69	10.344	10:44:03.45	10:44:05.18	0	1.7s	+17	19°	16°
28	Tmp	69	10.518	10:44:20.85	10:44:23.86	0	3.0s	[+30]	26°	17°
29	Tmp	71	10.945	10:45:08.08	10:45:11.73	0	3.7s	+37	26°	20°
30	Tmp	72	11.114	10:45:25.53	10:45:28.04	0	2.5s	+25	27°	20°
31	Tmp	74	11.679	10:46:21.23	10:46:22.29	0	1.1s	+11	11°	20°
33	Tmp	78	12.256	10:47:53.67	10:47:54.50	0	0.8s	+8	15°	20°
34	Tmp	81	12.681	10:48:37.13	10:48:37.80	0	0.7s	+7	17°	20°
35	Tmp	81	13.000	10:49:11.93	10:49:12.24	0	0.3s	+3	7°	19°
36	Tmp	89	14.637	10:52:23.67	10:52:23.67	0	0.0s	0	2°	19°
37	Pass	119	1.334	11:53:06.94	11:53:55.41	0	48.5s	0	10°	19°
38	Pass	132	2.074	11:59:32.32	11:59:35.20	0	2.9s	0	12°	19°
39	Pass	151	3.009	12:02:21.03	12:01:52.89	0	28.1s	0	12°	19°
40	Pass	157	3.307	12:02:58.68	12:02:39.41	0	19.3s	0	12°	19°
Num	227	Pen	0	PCZ	3	Total PP	373	Col. Final	19°	



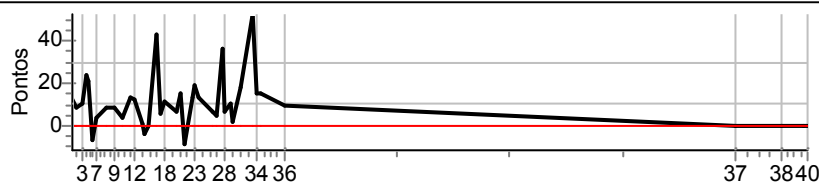
Performance Individual

PC	Tp	Trc	DistPC	Ideal	Passagem	Pen	Erro	Pontos	NoPC	AtePC
N u m	229	229 / Eraldo Franzoi / Antenor Neto de Oliveira								
		Cat / NL / Largada JUNIOR / 79 / 09:19:00								
		Curitiba PAJERO FULL								
PC	Tp	Trc	DistPC	Ideal	Passagem	Pen	Erro	Pontos	NoPC	AtePC
1	Tmp	3	0.374	10:24:39.49	10:24:40.99	0	1.5s	+15	22°	22°
2	Tmp	5	0.658	10:25:10.60	10:25:12.72	0	2.1s	+21	26°	26°
3	Tmp	9	1.176	10:26:05.23	10:26:08.19	0	3.0s	[+30]	24°	24°
4	Tmp	11	1.510	10:26:40.53	10:26:44.90	0	4.4s	[+44]	26°	27°
5	Tmp	12	1.598	10:26:50.02	10:26:53.78	0	3.8s	+38	27°	27°
6	Tmp	13	1.928	10:27:24.04	10:27:23.90	0	0.1s	-1	4°	27°
7	Tmp	15	2.160	10:27:52.18	10:27:52.57	0	0.4s	+4	7°	27°
8	Tmp	19	2.755	10:29:09.34	10:29:10.07	0	0.7s	+7	13°	25°
9	Tmp	22	3.349	10:30:12.61	10:30:13.55	0	0.9s	+9	20°	25°
10	Tmp	27	3.979	10:31:26.22	10:31:25.81	0	0.4s	-4	11°	24°
11	Tmp	31	4.351	10:32:29.05	10:32:28.96	0	0.1s	-1	4°	24°
12	Tmp	33	4.706	10:33:06.95	10:33:06.88	0	0.1s	-1	1°	23°
13	Tmp	35	5.221	10:34:00.65	10:34:01.81	0	1.2s	+12	13°	22°
14	Tmp	36	5.389	10:34:19.45	10:34:20.29	0	0.8s	+8	17°	21°
15	Tmp	38	5.617	10:34:57.98	10:34:57.55	0	0.4s	-4	13°	19°
16	Tmp	41	6.037	10:36:01.84	10:36:04.06	0	2.2s	+22	16°	20°
17	Tmp	43	6.411	10:36:41.87	10:36:42.15	0	0.3s	+3	6°	20°
18	Tmp	44	6.728	10:37:11.97	10:37:13.04	0	1.1s	+11	13°	20°
19	Tmp	49	7.567	10:38:37.87	10:38:40.43	0	2.6s	[+26]	26°	21°
20	Tmp	49	7.953	10:39:16.47	10:39:16.32	0	0.2s	-2	4°	20°
21	Tmp	51	8.288	10:39:56.37	10:39:56.00	0	0.4s	-4	14°	20°
22	Tmp	55	8.597	10:40:49.01	10:40:53.17	0	4.2s	+42	12°	21°
23	Tmp	58	8.801	10:41:16.34	10:41:17.57	0	1.2s	+12	12°	20°
24	Tmp	60	8.935	10:41:41.57	10:41:43.11	0	1.5s	+15	17°	20°
25	Tmp	65	9.672	10:43:35.27	10:43:35.37	0	0.1s	+1	2°	18°
26	Tmp	66	9.961	10:44:16.51	10:44:18.83	0	2.3s	+23	13°	18°
27	Tmp	69	10.344	10:45:03.45	10:45:04.51	0	1.1s	+11	15°	17°
28	Tmp	69	10.518	10:45:20.85	10:45:20.93	0	0.1s	+1	3°	16°
29	Tmp	71	10.945	10:46:08.08	10:46:07.58	0	0.5s	-5	13°	16°
30	Tmp	72	11.114	10:46:25.53	10:46:25.18	0	0.4s	-4	16°	16°
31	Tmp	74	11.679	10:47:21.23	10:47:21.82	0	0.6s	+6	5°	16°
33	Tmp	78	12.256	10:48:53.67	10:48:58.10	0	4.4s	+44	26°	16°
34	Tmp	81	12.681	10:49:37.13	10:49:37.56	0	0.4s	+4	9°	16°
35	Tmp	81	13.000	10:50:11.93	10:50:11.37	0	0.6s	-6	14°	15°
36	Tmp	89	14.637	10:53:23.67	10:53:24.46	0	0.8s	+8	21°	15°
37	Pass	119	1.334	11:54:06.94	11:55:27.75	0	1m20s	0	9°	15°
38	Pass	132	2.074	12:00:32.32	12:00:43.36	0	11.0s	0	11°	15°
39	Pass	151	3.009	12:03:21.03	12:03:53.53	0	32.5s	0	11°	15°
40	Pass	157	3.307	12:03:58.68	12:04:50.49	0	51.8s	0	11°	15°
Num	229	Pen	0	PCZ	0	Total PP	349	Col. Final	15°	



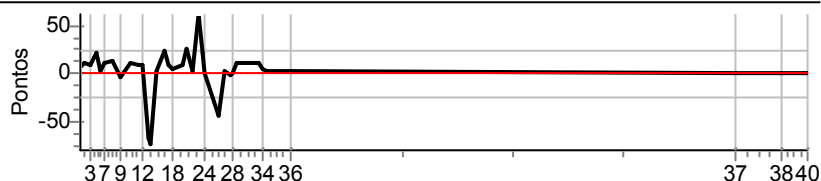
Performance Individual

PC	Tp	Trc	DistPC	Ideal	Passagem	Pen	Erro	Pontos	NoPC	AtePC
N u m	230	230 / Andre Diniz Pereira / Marcos Sergio Bechtold								
		Cat / NL / Largada JUNIOR / 80 / 09:20:00								
		Itajai JEEP WRANGLER								
PC	Tp	Trc	DistPC	Ideal	Passagem	Pen	Erro	Pontos	NoPC	AtePC
1	Tmp	3	0.374	10:25:39.49	10:25:40.76	0	1.3s	+13	20°	20°
2	Tmp	5	0.658	10:26:10.60	10:26:11.47	0	0.9s	+9	15°	20°
3	Tmp	9	1.176	10:27:05.23	10:27:06.33	0	1.1s	+11	12°	17°
4	Tmp	11	1.510	10:27:40.53	10:27:42.95	0	2.4s	[+24]	18°	16°
5	Tmp	12	1.598	10:27:50.02	10:27:52.16	0	2.1s	[+21]	22°	22°
6	Tmp	13	1.928	10:28:24.04	10:28:23.48	0	0.6s	-6	17°	21°
7	Tmp	15	2.160	10:28:52.18	10:28:52.53	0	0.4s	+4	6°	18°
8	Tmp	19	2.755	10:30:09.34	10:30:10.28	0	0.9s	+9	18°	17°
9	Tmp	22	3.349	10:31:12.61	10:31:13.50	0	0.9s	+9	19°	18°
10	Tmp	27	3.979	10:32:26.22	10:32:26.65	0	0.4s	+4	10°	19°
11	Tmp	31	4.351	10:33:29.05	10:33:30.44	0	1.4s	+14	17°	18°
12	Tmp	33	4.706	10:34:06.95	10:34:08.21	0	1.3s	+13	6°	17°
13	Tmp	35	5.221	10:35:00.65	10:35:00.77	0	0.1s	+1	3°	14°
14	Tmp	36	5.389	10:35:19.45	10:35:19.14	0	0.3s	-3	12°	14°
15	Tmp	38	5.617	10:35:57.98	10:35:57.98	0	0.0s	0	1°	13°
16	Tmp	41	6.037	10:37:01.84	10:37:06.09	0	4.3s	+43	24°	15°
17	Tmp	43	6.411	10:37:41.87	10:37:42.49	0	0.6s	+6	12°	14°
18	Tmp	44	6.728	10:38:11.97	10:38:13.15	0	1.2s	+12	16°	14°
19	Tmp	49	7.567	10:39:37.87	10:39:38.61	0	0.7s	+7	17°	14°
20	Tmp	49	7.953	10:40:16.47	10:40:17.96	0	1.5s	+15	22°	15°
21	Tmp	51	8.288	10:40:56.37	10:40:55.54	0	0.8s	-8	24°	15°
22	Tmp	55	8.597	10:41:49.01	10:41:50.43	0	1.4s	+14	1°	15°
23	Tmp	58	8.801	10:42:16.34	10:42:18.28	0	1.9s	+19	14°	15°
24	Tmp	60	8.935	10:42:41.57	10:42:42.96	0	1.4s	+14	15°	12°
25	Tmp	65	9.672	10:44:35.27	10:44:35.93	0	0.7s	+7	8°	13°
26	Tmp	66	9.961	10:45:16.51	10:45:16.96	0	0.5s	+5	2°	11°
27	Tmp	69	10.344	10:46:03.45	10:46:07.01	0	3.6s	+36	24°	13°
28	Tmp	69	10.518	10:46:20.85	10:46:21.52	0	0.7s	+7	19°	14°
29	Tmp	71	10.945	10:47:08.08	10:47:09.15	0	1.1s	+11	21°	14°
30	Tmp	72	11.114	10:47:25.53	10:47:25.68	0	0.2s	+2	6°	14°
31	Tmp	74	11.679	10:48:21.23	10:48:23.07	0	1.8s	+18	23°	14°
33	Tmp	78	12.256	10:49:53.67	10:49:58.88	0	5.2s	[+52]	27°	15°
34	Tmp	81	12.681	10:50:37.13	10:50:38.67	0	1.5s	+15	24°	15°
35	Tmp	81	13.000	10:51:11.93	10:51:13.39	0	1.5s	+15	25°	16°
36	Tmp	89	14.637	10:54:23.67	10:54:24.70	0	1.0s	+10	24°	17°
37	Pass	119	1.334	11:55:06.94	11:55:56.36	0	49.4s	0	8°	17°
38	Pass	132	2.074	12:01:32.32	12:01:46.62	0	14.3s	0	10°	17°
39	Pass	151	3.009	12:04:21.03	12:04:54.75	0	33.7s	0	10°	17°
40	Pass	157	3.307	12:04:58.68	12:05:52.01	0	53.3s	0	10°	17°
Num	230	Pen	0	PCZ	1	Total PP	360	Col. Final	17°	




Performance Individual

PC	Tp	Trc	DistPC	Ideal	Passagem	Pen	Erro	Pontos	NoPC	AtePC
N u m	231	231 / Reginaldo Cardoso da Silva / Mauricio Alcantara Gonçalves								
		Cat / NL / Largada JUNIOR / 81 / 09:21:00								
		Sorocaba PAJERO FULL								
PC	Tp	Trc	DistPC	Ideal	Passagem	Pen	Erro	Pontos	NoPC	AtePC
1	Tmp	3	0.374	10:26:39.49	10:26:40.17	0	0.7s	+7	8°	8°
2	Tmp	5	0.658	10:27:10.60	10:27:11.62	0	1.0s	+10	18°	14°
3	Tmp	9	1.176	10:28:05.23	10:28:05.98	0	0.8s	+8	10°	14°
4	Tmp	11	1.510	10:28:40.53	10:28:42.29	0	1.8s	+18	12°	13°
5	Tmp	12	1.598	10:28:50.02	10:28:52.20	0	2.2s	+22	23°	14°
6	Tmp	13	1.928	10:29:24.04	10:29:24.25	0	0.2s	+2	8°	14°
7	Tmp	15	2.160	10:29:52.18	10:29:53.29	0	1.1s	+11	17°	13°
8	Tmp	19	2.755	10:31:09.34	10:31:10.76	0	1.4s	+14	23°	16°
9	Tmp	22	3.349	10:32:12.61	10:32:12.33	0	0.3s	-3	8°	16°
10	Tmp	27	3.979	10:33:26.22	10:33:27.46	0	1.2s	+12	22°	17°
11	Tmp	31	4.351	10:34:29.05	10:34:29.93	0	0.9s	+9	14°	16°
12	Tmp	33	4.706	10:35:06.95	10:35:07.89	0	0.9s	+9	3°	14°
13	Tmp	35	5.221	10:36:00.65	10:35:53.95	0	6.7s	-67	28°	24°
14	Tmp	36	5.389	10:36:19.45	10:36:12.10	0	7.4s	-74	28°	24°
15	Tmp	38	5.617	10:36:57.98	10:36:58.17	0	0.2s	+2	9°	24°
16	Tmp	41	6.037	10:38:01.84	10:38:04.13	0	2.3s	[+23]	19°	24°
17	Tmp	43	6.411	10:38:41.87	10:38:42.81	0	0.9s	+9	18°	24°
18	Tmp	44	6.728	10:39:11.97	10:39:12.49	0	0.5s	+5	3°	24°
19	Tmp	49	7.567	10:40:37.87	10:40:38.72	0	0.9s	+9	20°	24°
20	Tmp	49	7.953	10:41:16.47	10:41:19.03	0	2.6s	[+26]	27°	24°
21	Tmp	51	8.288	10:41:56.37	10:41:56.55	0	0.2s	+2	10°	24°
22	Tmp	55	8.597	10:42:49.01	10:42:55.20	0	6.2s	[+62]	15°	24°
23	Tmp	58	8.801	10:43:16.34	10:43:18.43	0	2.1s	+21	18°	23°
24	Tmp	60	8.935	10:43:41.57	10:43:41.69	0	0.1s	+1	2°	23°
25	Tmp	65	9.672	10:45:35.27	10:45:30.75	0	4.5s	-45	27°	23°
26	Tmp	66	9.961	10:46:16.51	10:46:16.74	0	0.2s	+2	1°	23°
27	Tmp	69	10.344	10:47:03.45	10:47:03.40	0	0.1s	-1	2°	22°
28	Tmp	69	10.518	10:47:20.85	10:47:20.98	0	0.1s	+1	2°	21°
29	Tmp	71	10.945	10:48:08.08	10:48:09.07	0	1.0s	+10	20°	21°
30	Tmp	72	11.114	10:48:25.53	10:48:26.67	0	1.1s	+11	26°	21°
31	Tmp	74	11.679	10:49:21.23	10:49:22.34	0	1.1s	+11	10°	21°
33	Tmp	78	12.256	10:50:53.67	10:50:54.70	0	1.0s	+10	19°	21°
34	Tmp	81	12.681	10:51:37.13	10:51:37.65	0	0.5s	+5	11°	21°
35	Tmp	81	13.000	10:52:11.93	10:52:12.20	0	0.3s	+3	6°	21°
36	Tmp	89	14.637	10:55:23.67	10:55:23.99	0	0.3s	+3	10°	21°
37	Pass	119	1.334	11:56:06.94	11:59:53.52	0	3m46s	0	7°	21°
38	Pass	132	2.074	12:02:32.32	12:07:41.84	0	5m09s	0	9°	21°
39	Pass	151	3.009	12:05:21.03	12:10:37.28	0	5m16s	0	9°	21°
40	Pass	157	3.307	12:05:58.68	12:11:26.02	0	5m27s	0	9°	21°
Num	231	Pen	0	PCZ	0	Total PP	417	Col. Final	21°	



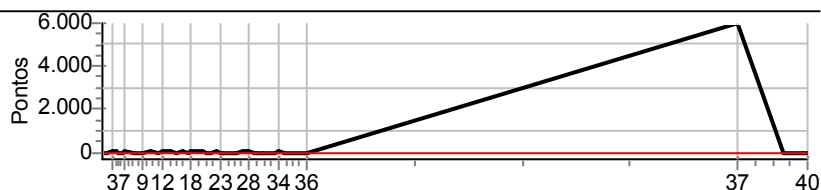
Performance Individual

PC	Tp	Trc	DistPC	Ideal	Passagem	Pen	Erro	Pontos	NoPC	AtePC
N u m	234	234 / Rodrigo Gulin Martins / Elton Luis Genaro								
		Cat / NL / Largada JUNIOR / 82 / 09:22:00								
		Ponta Grossa MITSUBISHI L200 TRITON								
PC	Tp	Trc	DistPC	Ideal	Passagem	Pen	Erro	Pontos	NoPC	AtePC
1	Tmp	3	0.374	10:27:39.49	10:27:40.48	0	1.0s	+10	14 °	14 °
2	Tmp	5	0.658	10:28:10.60	10:28:12.13	0	1.5s	+15	22 °	22 °
3	Tmp	9	1.176	10:29:05.23	10:29:07.04	0	1.8s	+18	20 °	19 °
4	Tmp	11	1.510	10:29:40.53	10:29:44.07	0	3.5s	+35	25 °	20 °
5	Tmp	12	1.598	10:29:50.02	10:29:53.82	0	3.8s	+38	26 °	25 °
6	Tmp	13	1.928	10:30:24.04	10:30:24.96	0	0.9s	+9	20 °	25 °
7	Tmp	15	2.160	10:30:52.18	10:30:53.35	0	1.2s	+12	20 °	26 °
8	Tmp	19	2.755	10:32:09.34	10:32:09.36	0	0.0s	0	1 °	22 °
9	Tmp	22	3.349	10:33:12.61	10:33:13.99	0	1.4s	+14	24 °	23 °
10	Tmp	27	3.979	10:34:26.22	10:34:26.53	0	0.3s	+3	4 °	23 °
11	Tmp	31	4.351	10:35:29.05	10:35:29.00	0	0.1s	-1	3 °	23 °
12	Tmp	33	4.706	10:36:06.95	10:36:09.06	0	2.1s	+21	21 °	24 °
13	Tmp	35	5.221	10:37:00.65	10:37:02.45	0	1.8s	+18	21 °	23 °
14	Tmp	36	5.389	10:37:19.45	10:37:19.21	0	0.2s	-2	8 °	23 °
15	Tmp	38	5.617	10:37:57.98	10:37:56.84	0	1.1s	-11	19 °	22 °
16	Tmp	41	6.037	10:39:01.84	10:39:02.84	0	1.0s	+10	12 °	22 °
17	Tmp	43	6.411	10:39:41.87	10:39:43.41	0	1.5s	+15	25 °	22 °
18	Tmp	44	6.728	10:40:11.97	10:40:14.25	0	2.3s	[+23]	24 °	22 °
19	Tmp	49	7.567	10:41:37.87	10:41:37.44	0	0.4s	-4	12 °	22 °
20	Tmp	49	7.953	10:42:16.47	10:42:17.00	0	0.5s	+5	11 °	22 °
21	Tmp	51	8.288	10:42:56.37	10:42:56.70	0	0.3s	+3	13 °	22 °
22	Tmp	55	8.597	10:43:49.01	10:43:55.31	0	6.3s	[+63]	16 °	22 °
23	Tmp	58	8.801	10:44:16.34	10:44:17.47	0	1.1s	+11	10 °	22 °
24	Tmp	60	8.935	10:44:41.57	10:44:42.94	0	1.4s	+14	14 °	21 °
25	Tmp	65	9.672	10:46:35.27	10:46:36.98	0	1.7s	+17	18 °	21 °
26	Tmp	66	9.961	10:47:16.51	10:47:18.60	0	2.1s	+21	12 °	20 °
27	Tmp	69	10.344	10:48:03.45	10:48:05.04	0	1.6s	+16	18 °	20 °
28	Tmp	69	10.518	10:48:20.85	10:48:21.42	0	0.6s	+6	15 °	20 °
29	Tmp	71	10.945	10:49:08.08	10:49:08.86	0	0.8s	+8	18 °	19 °
30	Tmp	72	11.114	10:49:25.53	10:49:26.56	0	1.0s	+10	25 °	19 °
31	Tmp	74	11.679	10:50:21.23	10:50:23.47	0	2.2s	[+22]	25 °	18 °
33	Tmp	78	12.256	10:51:53.67	10:51:54.85	0	1.2s	+12	22 °	19 °
34	Tmp	81	12.681	10:52:37.13	10:52:37.80	0	0.7s	+7	16 °	19 °
35	Tmp	81	13.000	10:53:11.93	10:53:12.95	0	1.0s	+10	21 °	20 °
36	Tmp	89	14.637	10:56:23.67	10:56:23.84	0	0.2s	+2	8 °	20 °
37	Pass	119	1.334	11:57:06.94	11:57:35.09	0	28.2s	0	6 °	20 °
38	Pass	132	2.074	12:03:32.32	12:02:27.76	0	1m04s	0	8 °	20 °
39	Pass	151	3.009	12:06:21.03	12:05:05.97	0	1m15s	0	8 °	20 °
40	Pass	157	3.307	12:06:58.68	12:05:59.25	0	59.4s	0	8 °	20 °
Num	234	Pen	0	PCZ	1	Total PP	378	Col. Final	20°	



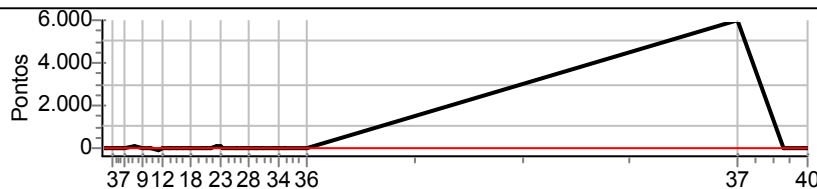
Performance Individual

PC	Tp	Trc	DistPC	Ideal	Passagem	Pen	Erro	Pontos	NoPC	AtePC
N u m	235	235 / Rodrigo Bressan / Paula Marun Lyrio Bressan								
		Cat / NL / Largada JUNIOR / 83 / 09:23:00								
		Lages TROLLER								
PC	Tp	Trc	DistPC	Ideal	Passagem	Pen	Erro	Pontos	NoPC	AtePC
1	Tmp	3	0.374	10:28:39.49	10:28:41.33	0	1.8s	+18	24°	24°
2	Tmp	5	0.658	10:29:10.60	10:29:11.93	0	1.3s	+13	20°	24°
3	Tmp	9	1.176	10:30:05.23	10:30:07.59	0	2.4s	+24	23°	23°
4	Tmp	11	1.510	10:30:40.53	10:30:42.54	0	2.0s	+20	13°	23°
5	Tmp	12	1.598	10:30:50.02	10:30:50.24	0	0.2s	+2	6°	21°
6	Tmp	13	1.928	10:31:24.04	10:31:25.71	0	1.7s	+17	25°	23°
7	Tmp	15	2.160	10:31:52.18	10:31:54.98	0	2.8s	[+28]	27°	24°
8	Tmp	19	2.755	10:33:09.34	10:33:10.30	0	1.0s	+10	20°	24°
9	Tmp	22	3.349	10:34:12.61	10:34:13.63	0	1.0s	+10	22°	24°
10	Tmp	27	3.979	10:35:26.22	10:35:29.01	0	2.8s	+28	26°	25°
11	Tmp	31	4.351	10:36:29.05	10:36:26.21	0	2.8s	-28	27°	25°
12	Tmp	33	4.706	10:37:06.95	10:37:08.98	0	2.0s	+20	20°	25°
13	Tmp	35	5.221	10:38:00.65	10:38:04.42	0	3.8s	+38	26°	25°
14	Tmp	36	5.389	10:38:19.45	10:38:22.76	0	3.3s	+33	26°	25°
15	Tmp	38	5.617	10:38:57.98	10:38:59.88	0	1.9s	+19	25°	25°
16	Tmp	41	6.037	10:40:01.84	10:40:06.60	0	4.8s	+48	25°	25°
17	Tmp	43	6.411	10:40:41.87	10:40:42.32	0	0.5s	+5	10°	25°
18	Tmp	44	6.728	10:41:11.97	10:41:14.36	0	2.4s	+24	27°	25°
19	Tmp	49	7.567	10:42:37.87	10:42:40.86	0	3.0s	[+30]	27°	25°
20	Tmp	49	7.953	10:43:16.47	10:43:17.63	0	1.2s	+12	19°	25°
21	Tmp	51	8.288	10:43:56.37	10:43:56.45	0	0.1s	+1	2°	25°
22	Tmp	55	8.597	10:44:49.01	10:44:51.84	0	2.8s	+28	6°	25°
23	Tmp	58	8.801	10:45:16.34	10:45:15.97	0	0.4s	-4	6°	24°
24	Tmp	60	8.935	10:45:41.57	10:45:41.66	0	0.1s	+1	1°	24°
25	Tmp	65	9.672	10:47:35.27	10:47:37.21	0	1.9s	+19	22°	24°
26	Tmp	66	9.961	10:48:16.51	10:48:22.39	0	5.9s	[+59]	26°	24°
27	Tmp	69	10.344	10:49:03.45	10:49:08.25	0	4.8s	+48	25°	24°
28	Tmp	69	10.518	10:49:20.85	10:49:22.87	0	2.0s	+20	23°	23°
29	Tmp	71	10.945	10:50:08.08	10:50:07.71	0	0.4s	-4	10°	23°
30	Tmp	72	11.114	10:50:25.53	10:50:25.21	0	0.3s	-3	13°	23°
31	Tmp	74	11.679	10:51:21.23	10:51:22.85	0	1.6s	+16	20°	23°
33	Tmp	78	12.256	10:52:53.67	10:52:54.60	0	0.9s	+9	17°	23°
34	Tmp	81	12.681	10:53:37.13	10:53:39.95	0	2.8s	+28	27°	23°
35	Tmp	81	13.000	10:54:11.93	10:54:13.17	0	1.2s	+12	22°	23°
36	Tmp	89	14.637	10:57:23.67	10:57:23.21	0	0.5s	-5	15°	23°
37	Pass	119	1.334	11:58:06.94		0		+6000	28°	26°
38	Pass	132	2.074	12:04:32.32	12:07:18.96	0	2m46s	0	7°	26°
39	Pass	151	3.009	12:07:21.03	12:09:35.96	0	2m14s	0	7°	26°
40	Pass	157	3.307	12:07:58.68	12:10:20.00	0	2m21s	0	7°	26°
Num	235	Pen	0	PCZ	0	Total PP	6567	Col. Final	26°	



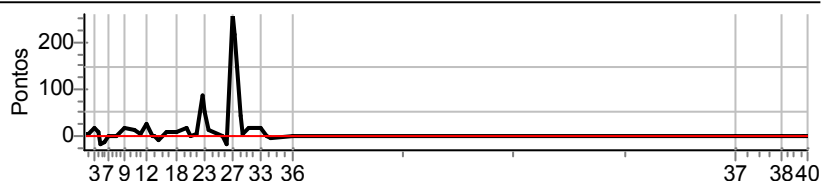
Performance Individual

PC	Tp	Trc	DistPC	Ideal	Passagem	Pen	Erro	Pontos	NoPC	AtePC
N	u	236	236 / Samuel Bauermann / Leandro Cristofoli							
			Cat / NL / Largada JUNIOR / 84 / 09:24:00							
			Cunha Pora				JEEP WRANGLER 3.6			
m	27°									
PC	Tp	Trc	DistPC	Ideal	Passagem	Pen	Erro	Pontos	NoPC	AtePC
1	Tmp	3	0.374	10:29:39.49	10:29:40.20	0	0.7s	+7	7°	7°
2	Tmp	5	0.658	10:30:10.60	10:30:08.62	0	2.0s	-20	25°	15°
3	Tmp	9	1.176	10:31:05.23	10:31:01.38	0	3.9s	-39	26°	27°
4	Tmp	11	1.510	10:31:40.53	10:31:42.99	0	2.5s	+25	19°	26°
5	Tmp	12	1.598	10:31:50.02	10:31:50.85	0	0.8s	+8	13°	24°
6	Tmp	13	1.928	10:32:24.04	10:32:26.88	0	2.8s	[+28]	27°	26°
7	Tmp	15	2.160	10:32:52.18	10:32:52.17	0	0.0s	0	1°	25°
8	Tmp	19	2.755	10:34:09.34	10:34:19.74	0	10.4s	+104	27°	26°
9	Tmp	22	3.349	10:35:12.61	10:35:13.45	0	0.8s	+8	17°	26°
10	Tmp	27	3.979	10:36:26.22	10:36:27.17	0	1.0s	+10	21°	26°
11	Tmp	31	4.351	10:37:29.05	10:37:20.09	0	9.0s	-90	28°	27°
12	Tmp	33	4.706	10:38:06.95	10:38:09.63	0	2.7s	[+27]	27°	27°
13	Tmp	35	5.221	10:39:00.65	10:39:03.07	0	2.4s	+24	23°	27°
14	Tmp	36	5.389	10:39:19.45	10:39:20.99	0	1.5s	+15	22°	27°
15	Tmp	38	5.617	10:39:57.98	10:39:53.92	0	4.1s	-41	28°	27°
16	Tmp	41	6.037	10:41:01.84	10:41:03.26	0	1.4s	+14	13°	27°
17	Tmp	43	6.411	10:41:41.87	10:41:43.73	0	1.9s	+19	26°	27°
18	Tmp	44	6.728	10:42:11.97	10:42:13.69	0	1.7s	+17	22°	27°
19	Tmp	49	7.567	10:43:37.87	10:43:39.27	0	1.4s	+14	22°	27°
20	Tmp	49	7.953	10:44:16.47	10:44:18.37	0	1.9s	+19	25°	27°
21	Tmp	51	8.288	10:44:56.37	10:44:56.16	0	0.2s	-2	9°	27°
22	Tmp	55	8.597	10:45:49.01	10:46:03.19	0	14.2s	[+142]	24°	27°
23	Tmp	58	8.801	10:46:16.34	10:46:27.08	0	10.7s	+107	27°	27°
24	Tmp	60	8.935	10:46:41.57	10:46:46.59	0	5.0s	+50	25°	27°
25	Tmp	65	9.672	10:48:35.27	10:48:36.51	0	1.2s	+12	13°	27°
26	Tmp	66	9.961	10:49:16.51	10:49:19.88	0	3.4s	+34	19°	27°
27	Tmp	69	10.344	10:50:03.45	10:50:05.86	0	2.4s	+24	22°	27°
28	Tmp	69	10.518	10:50:20.85	10:50:23.42	0	2.6s	+26	24°	27°
29	Tmp	71	10.945	10:51:08.08	10:51:08.18	0	0.1s	+1	2°	27°
30	Tmp	72	11.114	10:51:25.53	10:51:26.25	0	0.7s	+7	21°	27°
31	Tmp	74	11.679	10:52:21.23	10:52:23.05	0	1.8s	+18	22°	27°
33	Tmp	78	12.256	10:53:53.67	10:53:54.46	0	0.8s	+8	14°	27°
34	Tmp	81	12.681	10:54:37.13	10:54:38.07	0	0.9s	+9	18°	27°
35	Tmp	81	13.000	10:55:11.93	10:55:14.02	0	2.1s	+21	26°	27°
36	Tmp	89	14.637	10:58:23.67	10:58:23.26	0	0.4s	-4	12°	27°
37	Pass	119	1.334	11:59:06.94		0		+6000	27°	27°
38	Pass	132	2.074	12:05:32.32	12:04:18.38	0	1m13s	0	6°	27°
39	Pass	151	3.009	12:08:21.03	12:06:43.48	0	1m37s	0	6°	27°
40	Pass	157	3.307	12:08:58.68	12:07:32.79	0	1m25s	0	6°	27°
Num	236	Pen	0	PCZ	1	Total PP	6797	Col. Final	27°	



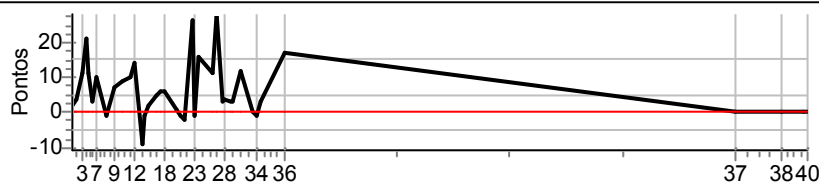
Performance Individual

PC	Tp	Trc	DistPC	Ideal	Passagem	Pen	Erro	Pontos	NoPC	AtePC
N u m	237	237 / Fernando Hostins / Andressa de Aviz								
		Cat / NL / Largada JUNIOR / 85 / 09:25:00								
		Gaspar TROLLER								
PC	Tp	Trc	DistPC	Ideal	Passagem	Pen	Erro	Pontos	NoPC	AtePC
1	Tmp	3	0.374	10:30:39.49	10:30:40.01	0	0.5s	+5	4°	4°
2	Tmp	5	0.658	10:31:10.60	10:31:11.22	0	0.6s	+6	9°	9°
3	Tmp	9	1.176	10:32:05.23	10:32:06.76	0	1.5s	+15	17°	10°
4	Tmp	11	1.510	10:32:40.53	10:32:41.23	0	0.7s	+7	5°	7°
5	Tmp	12	1.598	10:32:50.02	10:32:48.46	0	1.6s	-16	19°	10°
6	Tmp	13	1.928	10:33:24.04	10:33:22.85	0	1.2s	-12	22°	13°
7	Tmp	15	2.160	10:33:52.18	10:33:51.99	0	0.2s	-2	3°	11°
8	Tmp	19	2.755	10:35:09.34	10:35:09.11	0	0.2s	-2	6°	10°
9	Tmp	22	3.349	10:36:12.61	10:36:14.25	0	1.6s	+16	27°	12°
10	Tmp	27	3.979	10:37:26.22	10:37:27.54	0	1.3s	+13	23°	15°
11	Tmp	31	4.351	10:38:29.05	10:38:29.46	0	0.4s	+4	8°	13°
12	Tmp	33	4.706	10:39:06.95	10:39:09.55	0	2.6s	[+26]	24°	13°
13	Tmp	35	5.221	10:40:00.65	10:40:00.51	0	0.1s	-1	2°	11°
14	Tmp	36	5.389	10:40:19.45	10:40:19.51	0	0.1s	+1	5°	11°
15	Tmp	38	5.617	10:40:57.98	10:40:57.23	0	0.8s	-8	18°	12°
16	Tmp	41	6.037	10:42:01.84	10:42:02.61	0	0.8s	+8	11°	11°
17	Tmp	43	6.411	10:42:41.87	10:42:42.81	0	0.9s	+9	17°	11°
18	Tmp	44	6.728	10:43:11.97	10:43:12.76	0	0.8s	+8	7°	10°
19	Tmp	49	7.567	10:44:37.87	10:44:39.59	0	1.7s	+17	23°	12°
20	Tmp	49	7.953	10:45:16.47	10:45:16.48	0	0.0s	0	1°	10°
21	Tmp	51	8.288	10:45:56.37	10:45:56.52	0	0.2s	+2	8°	10°
22	Tmp	55	8.597	10:46:49.01	10:46:57.80	0	8.8s	+88	20°	10°
23	Tmp	58	8.801	10:47:16.34	10:47:21.56	0	5.2s	+52	24°	16°
24	Tmp	60	8.935	10:47:41.57	10:47:42.71	0	1.1s	+11	10°	13°
25	Tmp	65	9.672	10:49:35.27	10:49:35.06	0	0.2s	-2	4°	11°
26	Tmp	66	9.961	10:50:16.51	10:50:14.70	0	1.8s	[-18]	6°	12°
27	Tmp	69	10.344	10:51:03.45	10:51:29.65	0	26.2s	[+262]	27°	21°
28	Tmp	69	10.518	10:51:20.85	10:51:42.57	0	21.7s	+217	27°	24°
29	Tmp	71	10.945	10:52:08.08	10:52:12.38	0	4.3s	+43	27°	25°
30	Tmp	72	11.114	10:52:25.53	10:52:26.16	0	0.6s	+6	19°	25°
31	Tmp	74	11.679	10:53:21.23	10:53:22.77	0	1.5s	+15	14°	25°
33	Tmp	78	12.256	10:54:53.67	10:54:55.18	0	1.5s	+15	23°	25°
34	Tmp	81	12.681	10:55:37.13	10:55:37.03	0	0.1s	-1	7°	25°
35	Tmp	81	13.000	10:56:11.93	10:56:11.41	0	0.5s	-5	13°	25°
36	Tmp	89	14.637	10:59:23.67	10:59:23.43	0	0.2s	-2	7°	25°
37	Pass	119	1.334	12:00:06.94	12:00:47.70	0	40.8s	0	5°	24°
38	Pass	132	2.074	12:06:32.32	12:06:37.76	0	5.4s	0	5°	24°
39	Pass	151	3.009	12:09:21.03	12:09:21.94	0	0.9s	0	5°	24°
40	Pass	157	3.307	12:09:58.68	12:10:06.47	0	7.8s	0	5°	24°
Num	237	Pen	0	PCZ	1	Total PP	609	Col. Final	24°	




Performance Individual

PC	Tp	Trc	DistPC	Ideal	Passagem	Pen	Erro	Pontos	NoPC	AtePC
N u m	238	238 / Odair Queiroz / Rafael Augusto Avelar E Pinto								
		Cat / NL / Largada JUNIOR / 86 / 09:26:00								
		Curitiba PAJERO								
PC	Tp	Trc	DistPC	Ideal	Passagem	Pen	Erro	Pontos	NoPC	AtePC
1	Tmp	3	0.374	10:31:39.49	10:31:39.66	0	0.2s	+2	1°	1°
2	Tmp	5	0.658	10:32:10.60	10:32:11.03	0	0.4s	+4	5°	2°
3	Tmp	9	1.176	10:33:05.23	10:33:06.36	0	1.1s	+11	11°	6°
4	Tmp	11	1.510	10:33:40.53	10:33:42.62	0	2.1s	[+21]	15°	6°
5	Tmp	12	1.598	10:33:50.02	10:33:51.11	0	1.1s	+11	15°	7°
6	Tmp	13	1.928	10:34:24.04	10:34:24.35	0	0.3s	+3	12°	7°
7	Tmp	15	2.160	10:34:52.18	10:34:53.20	0	1.0s	+10	14°	8°
8	Tmp	19	2.755	10:36:09.34	10:36:09.23	0	0.1s	-1	4°	7°
9	Tmp	22	3.349	10:37:12.61	10:37:13.29	0	0.7s	+7	15°	7°
10	Tmp	27	3.979	10:38:26.22	10:38:27.08	0	0.9s	+9	20°	8°
11	Tmp	31	4.351	10:39:29.05	10:39:30.00	0	1.0s	+10	15°	9°
12	Tmp	33	4.706	10:40:06.95	10:40:08.38	0	1.4s	+14	8°	10°
13	Tmp	35	5.221	10:41:00.65	10:40:59.77	0	0.9s	-9	9°	7°
14	Tmp	36	5.389	10:41:19.45	10:41:19.37	0	0.1s	-1	4°	6°
15	Tmp	38	5.617	10:41:57.98	10:41:58.21	0	0.2s	+2	8°	7°
16	Tmp	41	6.037	10:43:01.84	10:43:02.38	0	0.5s	+5	8°	7°
17	Tmp	43	6.411	10:43:41.87	10:43:42.47	0	0.6s	+6	11°	8°
18	Tmp	44	6.728	10:44:11.97	10:44:12.59	0	0.6s	+6	5°	6°
19	Tmp	49	7.567	10:45:37.87	10:45:37.93	0	0.1s	+1	3°	6°
20	Tmp	49	7.953	10:46:16.47	10:46:16.38	0	0.1s	-1	3°	4°
21	Tmp	51	8.288	10:46:56.37	10:46:56.19	0	0.2s	-2	7°	4°
22	Tmp	55	8.597	10:47:49.01	10:47:51.58	0	2.6s	[+26]	4°	3°
23	Tmp	58	8.801	10:48:16.34	10:48:16.28	0	0.1s	-1	2°	3°
24	Tmp	60	8.935	10:48:41.57	10:48:43.12	0	1.6s	+16	18°	3°
25	Tmp	65	9.672	10:50:35.27	10:50:36.40	0	1.1s	+11	12°	3°
26	Tmp	66	9.961	10:51:16.51	10:51:19.27	0	2.8s	[+28]	16°	3°
27	Tmp	69	10.344	10:52:03.45	10:52:03.78	0	0.3s	+3	7°	3°
28	Tmp	69	10.518	10:52:20.85	10:52:21.28	0	0.4s	+4	11°	3°
29	Tmp	71	10.945	10:53:08.08	10:53:08.40	0	0.3s	+3	8°	3°
30	Tmp	72	11.114	10:53:25.53	10:53:25.82	0	0.3s	+3	12°	3°
31	Tmp	74	11.679	10:54:21.23	10:54:22.38	0	1.2s	+12	12°	4°
33	Tmp	78	12.256	10:55:53.67	10:55:53.65	0	0.0s	0	2°	3°
34	Tmp	81	12.681	10:56:37.13	10:56:37.05	0	0.1s	-1	6°	3°
35	Tmp	81	13.000	10:57:11.93	10:57:12.27	0	0.3s	+3	5°	3°
36	Tmp	89	14.637	11:00:23.67	11:00:25.38	0	1.7s	+17	27°	3°
37	Pass	119	1.334	12:01:06.94	12:01:57.16	0	50.2s	0	4°	3°
38	Pass	132	2.074	12:07:32.32	12:07:45.46	0	13.1s	0	4°	3°
39	Pass	151	3.009	12:10:21.03	12:10:31.83	0	10.8s	0	4°	3°
40	Pass	157	3.307	12:10:58.68	12:11:21.70	0	23.0s	0	4°	3°
Num	238	Pen	0	PCZ	1	Total PP	189	Col. Final	3°	



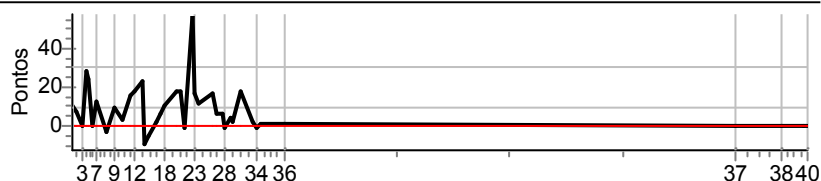
Performance Individual

PC	Tp	Trc	DistPC	Ideal	Passagem	Pen	Erro	Pontos	NoPC	AtePC
N u m	239	239 / Igor Quirrenbach de Carvalho / Fabricio Pinheiro Povh								
		Cat / NL / Largada JUNIOR / 87 / 09:27:00								
		Castro					PAJERO			
PC	Tp	Trc	DistPC	Ideal	Passagem	Pen	Erro	Pontos	NoPC	AtePC
1	Tmp	3	0.374	10:32:39.49	10:32:39.90	0	0.4s	+4	3°	3°
2	Tmp	5	0.658	10:33:10.60	10:33:11.43	0	0.8s	+8	12°	7°
3	Tmp	9	1.176	10:34:05.23	10:34:05.30	0	0.1s	+1	3°	4°
4	Tmp	11	1.510	10:34:40.53	10:34:40.64	0	0.1s	+1	2°	2°
5	Tmp	12	1.598	10:34:50.02	10:34:49.84	0	0.2s	-2	5°	2°
6	Tmp	13	1.928	10:35:24.04	10:35:25.42	0	1.4s	+14	24°	3°
7	Tmp	15	2.160	10:35:52.18	10:35:52.88	0	0.7s	+7	10°	3°
8	Tmp	19	2.755	10:37:09.34	10:37:11.51	0	2.2s	[+22]	24°	4°
9	Tmp	22	3.349	10:38:12.61	10:38:14.23	0	1.6s	+16	26°	8°
10	Tmp	27	3.979	10:39:26.22	10:39:28.36	0	2.1s	+21	25°	13°
11	Tmp	31	4.351	10:40:29.05	10:40:31.08	0	2.0s	+20	23°	17°
12	Tmp	33	4.706	10:41:06.95	10:41:09.60	0	2.7s	[+27]	26°	19°
13	Tmp	35	5.221	10:42:00.65	10:42:01.05	0	0.4s	+4	5°	15°
14	Tmp	36	5.389	10:42:19.45	10:42:19.18	0	0.3s	-3	11°	15°
15	Tmp	38	5.617	10:42:57.98	10:42:57.90	0	0.1s	-1	4°	15°
16	Tmp	41	6.037	10:44:01.84	10:44:01.56	0	0.3s	-3	6°	13°
17	Tmp	43	6.411	10:44:41.87	10:44:42.66	0	0.8s	+8	16°	12°
18	Tmp	44	6.728	10:45:11.97	10:45:13.42	0	1.5s	+15	21°	13°
19	Tmp	49	7.567	10:46:37.87	10:46:37.71	0	0.2s	-2	6°	11°
20	Tmp	49	7.953	10:47:16.47	10:47:17.94	0	1.5s	+15	21°	12°
21	Tmp	51	8.288	10:47:56.37	10:47:55.71	0	0.7s	-7	20°	13°
22	Tmp	55	8.597	10:48:49.01	10:48:52.54	0	3.5s	[+35]	10°	13°
23	Tmp	58	8.801	10:49:16.34	10:49:16.45	0	0.1s	+1	1°	10°
24	Tmp	60	8.935	10:49:41.57	10:49:42.36	0	0.8s	+8	6°	10°
25	Tmp	65	9.672	10:51:35.27	10:51:35.17	0	0.1s	-1	1°	9°
26	Tmp	66	9.961	10:52:16.51	10:52:18.57	0	2.1s	+21	11°	8°
27	Tmp	69	10.344	10:53:03.45	10:53:03.97	0	0.5s	+5	11°	9°
28	Tmp	69	10.518	10:53:20.85	10:53:21.31	0	0.5s	+5	13°	8°
29	Tmp	71	10.945	10:54:08.08	10:54:07.76	0	0.3s	-3	7°	7°
30	Tmp	72	11.114	10:54:25.53	10:54:25.45	0	0.1s	-1	3°	7°
31	Tmp	74	11.679	10:55:21.23	10:55:21.21	0	0.0s	0	1°	7°
33	Tmp	78	12.256	10:56:53.67	10:56:53.70	0	0.0s	0	1°	6°
34	Tmp	81	12.681	10:57:37.13	10:57:37.86	0	0.7s	+7	15°	7°
35	Tmp	81	13.000	10:58:11.93	10:58:11.42	0	0.5s	-5	12°	6°
36	Tmp	89	14.637	11:01:23.67	11:01:23.63	0	0.0s	0	1°	6°
37	Pass	119	1.334	12:02:06.94	12:03:08.98	0	1m02s	0	3°	6°
38	Pass	132	2.074	12:08:32.32	12:08:48.50	0	16.2s	0	3°	6°
39	Pass	151	3.009	12:11:21.03	12:11:50.21	0	29.2s	0	3°	6°
40	Pass	157	3.307	12:11:58.68	12:12:36.97	0	38.3s	0	3°	6°
Num	239	Pen	0	PCZ	3	Total PP	209	Col. Final	6°	



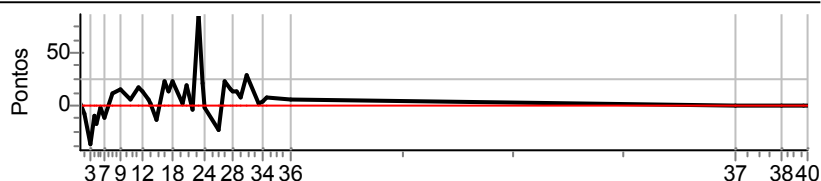
Performance Individual

PC	Tp	Trc	DistPC	Ideal	Passagem	Pen	Erro	Pontos	NoPC	AtePC
N u m	240	240 / Odair Thomazeli / Ana Maria Mottin								
		Cat / NL / Largada JUNIOR / 88 / 09:28:00								
		Curitiba				TROLLER				
PC	Tp	Trc	DistPC	Ideal	Passagem	Pen	Erro	Pontos	NoPC	AtePC
1	Tmp	3	0.374	10:33:39.49	10:33:40.62	0	1.1s	+11	16°	16°
2	Tmp	5	0.658	10:34:10.60	10:34:11.44	0	0.8s	+8	11°	17°
3	Tmp	9	1.176	10:35:05.23	10:35:05.27	0	0.0s	0	1°	7°
4	Tmp	11	1.510	10:35:40.53	10:35:43.38	0	2.9s	[+29]	23°	8°
5	Tmp	12	1.598	10:35:50.02	10:35:52.40	0	2.4s	[+24]	24°	15°
6	Tmp	13	1.928	10:36:24.04	10:36:24.06	0	0.0s	0	1°	11°
7	Tmp	15	2.160	10:36:52.18	10:36:53.44	0	1.3s	+13	21°	14°
8	Tmp	19	2.755	10:38:09.34	10:38:09.08	0	0.3s	-3	11°	13°
9	Tmp	22	3.349	10:39:12.61	10:39:13.58	0	1.0s	+10	21°	14°
10	Tmp	27	3.979	10:40:26.22	10:40:26.60	0	0.4s	+4	9°	12°
11	Tmp	31	4.351	10:41:29.05	10:41:30.62	0	1.6s	+16	20°	15°
12	Tmp	33	4.706	10:42:06.95	10:42:08.70	0	1.8s	+18	15°	15°
13	Tmp	35	5.221	10:43:00.65	10:43:02.92	0	2.3s	+23	22°	19°
14	Tmp	36	5.389	10:43:19.45	10:43:18.51	0	0.9s	-9	18°	18°
15	Tmp	38	5.617	10:43:57.98	10:43:57.49	0	0.5s	-5	15°	18°
16	Tmp	41	6.037	10:45:01.84	10:45:02.02	0	0.2s	+2	2°	16°
17	Tmp	43	6.411	10:45:41.87	10:45:42.55	0	0.7s	+7	15°	15°
18	Tmp	44	6.728	10:46:11.97	10:46:13.03	0	1.1s	+11	12°	15°
19	Tmp	49	7.567	10:47:37.87	10:47:39.62	0	1.8s	+18	24°	18°
20	Tmp	49	7.953	10:48:16.47	10:48:18.31	0	1.8s	+18	23°	19°
21	Tmp	51	8.288	10:48:56.37	10:48:56.23	0	0.1s	-1	1°	19°
22	Tmp	55	8.597	10:49:49.01	10:49:54.81	0	5.8s	[+58]	14°	19°
23	Tmp	58	8.801	10:50:16.34	10:50:18.03	0	1.7s	+17	13°	18°
24	Tmp	60	8.935	10:50:41.57	10:50:42.81	0	1.2s	+12	11°	16°
25	Tmp	65	9.672	10:52:35.27	10:52:36.96	0	1.7s	+17	17°	16°
26	Tmp	66	9.961	10:53:16.51	10:53:17.19	0	0.7s	+7	4°	15°
27	Tmp	69	10.344	10:54:03.45	10:54:04.17	0	0.7s	+7	14°	14°
28	Tmp	69	10.518	10:54:20.85	10:54:20.73	0	0.1s	-1	1°	13°
29	Tmp	71	10.945	10:55:08.08	10:55:08.55	0	0.5s	+5	12°	13°
30	Tmp	72	11.114	10:55:25.53	10:55:25.84	0	0.3s	+3	11°	13°
31	Tmp	74	11.679	10:56:21.23	10:56:23.07	0	1.8s	+18	21°	13°
33	Tmp	78	12.256	10:57:53.67	10:57:53.85	0	0.2s	+2	8°	12°
34	Tmp	81	12.681	10:58:37.13	10:58:37.04	0	0.1s	-1	5°	11°
35	Tmp	81	13.000	10:59:11.93	10:59:12.02	0	0.1s	+1	1°	11°
36	Tmp	89	14.637	11:02:23.67	11:02:23.79	0	0.1s	+1	3°	10°
37	Pass	119	1.334	12:03:06.94	12:03:46.44	0	39.5s	0	2°	10°
38	Pass	132	2.074	12:09:32.32	12:09:44.14	0	11.8s	0	2°	10°
39	Pass	151	3.009	12:12:21.03	12:13:10.87	0	49.8s	0	2°	10°
40	Pass	157	3.307	12:12:58.68	12:13:54.62	0	55.9s	0	2°	10°
Num	240	Pen	0	PCZ	2	Total PP	269	Col. Final	10°	



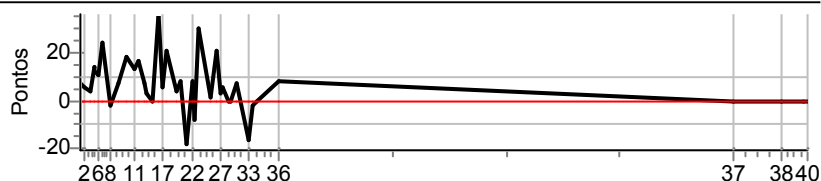
Performance Individual

PC	Tp	Trc	DistPC	Ideal	Passagem	Pen	Erro	Pontos	NoPC	AtePC
N u m	241	241 / Renato de Almeida Silva / Andre Luiz Lenger								
		Cat / NL / Largada JUNIOR / 89 / 09:29:00								
		Sorocaba TROLLER T4								
PC	Tp	Trc	DistPC	Ideal	Passagem	Pen	Erro	Pontos	NoPC	AtePC
1	Tmp	3	0.374	10:34:39.49	10:34:39.78	0	0.3s	+3	2°	2°
2	Tmp	5	0.658	10:35:10.60	10:35:09.98	0	0.6s	-6	8°	4°
3	Tmp	9	1.176	10:36:05.23	10:36:01.69	0	3.5s	-35	25°	26°
4	Tmp	11	1.510	10:36:40.53	10:36:39.76	0	0.8s	-8	8°	21°
5	Tmp	12	1.598	10:36:50.02	10:36:48.43	0	1.6s	-16	18°	19°
6	Tmp	13	1.928	10:37:24.04	10:37:23.92	0	0.1s	-1	3°	17°
7	Tmp	15	2.160	10:37:52.18	10:37:51.11	0	1.1s	-11	16°	17°
8	Tmp	19	2.755	10:39:09.34	10:39:10.53	0	1.2s	+12	21°	19°
9	Tmp	22	3.349	10:40:12.61	10:40:14.13	0	1.5s	+15	25°	21°
10	Tmp	27	3.979	10:41:26.22	10:41:26.81	0	0.6s	+6	16°	21°
11	Tmp	31	4.351	10:42:29.05	10:42:30.87	0	1.8s	+18	21°	22°
12	Tmp	33	4.706	10:43:06.95	10:43:08.39	0	1.4s	+14	7°	21°
13	Tmp	35	5.221	10:44:00.65	10:44:01.25	0	0.6s	+6	6°	20°
14	Tmp	36	5.389	10:44:19.45	10:44:19.70	0	0.3s	+3	10°	17°
15	Tmp	38	5.617	10:44:57.98	10:44:56.82	0	1.2s	-12	20°	21°
16	Tmp	41	6.037	10:46:01.84	10:46:04.10	0	2.3s	+23	18°	21°
17	Tmp	43	6.411	10:46:41.87	10:46:43.25	0	1.4s	+14	24°	21°
18	Tmp	44	6.728	10:47:11.97	10:47:14.41	0	2.4s	[+24]	26°	21°
19	Tmp	49	7.567	10:48:37.87	10:48:38.17	0	0.3s	+3	9°	20°
20	Tmp	49	7.953	10:49:16.47	10:49:18.40	0	1.9s	+19	24°	21°
21	Tmp	51	8.288	10:49:56.37	10:49:56.06	0	0.3s	-3	12°	21°
22	Tmp	55	8.597	10:50:49.01	10:50:57.47	0	8.5s	[+85]	19°	20°
23	Tmp	58	8.801	10:51:16.34	10:51:18.41	0	2.1s	+21	17°	21°
24	Tmp	60	8.935	10:51:41.57	10:51:41.42	0	0.2s	-2	3°	17°
25	Tmp	65	9.672	10:53:35.27	10:53:33.14	0	2.1s	-21	24°	20°
26	Tmp	66	9.961	10:54:16.51	10:54:18.88	0	2.4s	+24	15°	19°
27	Tmp	69	10.344	10:55:03.45	10:55:05.00	0	1.6s	+16	17°	19°
28	Tmp	69	10.518	10:55:20.85	10:55:22.29	0	1.4s	+14	22°	19°
29	Tmp	71	10.945	10:56:08.08	10:56:09.35	0	1.3s	+13	23°	18°
30	Tmp	72	11.114	10:56:25.53	10:56:26.37	0	0.8s	+8	23°	18°
31	Tmp	74	11.679	10:57:21.23	10:57:24.15	0	2.9s	[+29]	27°	19°
33	Tmp	78	12.256	10:58:53.67	10:58:53.82	0	0.2s	+2	7°	18°
34	Tmp	81	12.681	10:59:37.13	10:59:37.58	0	0.5s	+5	10°	18°
35	Tmp	81	13.000	11:00:11.93	11:00:12.80	0	0.9s	+9	19°	18°
36	Tmp	89	14.637	11:03:23.67	11:03:24.23	0	0.6s	+6	17°	18°
37	Pass	119	1.334	12:04:06.94	12:07:00.09	0	2m53s	0	1°	18°
38	Pass	132	2.074	12:10:32.32	12:02:41.05	0	7m51s	0	1°	18°
39	Pass	151	3.009	12:13:21.03	12:15:19.71	0	1m58s	0	1°	18°
40	Pass	157	3.307	12:13:58.68	12:16:11.58	0	2m12s	0	1°	18°
Num	241	Pen	0	PCZ	0	Total PP	369	Col. Final	18°	



Performance Individual

PC	Tp	Trc	DistPC	Ideal	Passagem	Pen	Erro	Pontos	NoPC	AtePC	
N u m	306	306 / Paulo Henrique Vieira / Ivan Roberto Laidens									
		Cat / NL / Largada		GRADUADO / 55 / 08:55:00							
		Curitiba					PAJERO FULL				
PC	Tp	Trc	DistPC	Ideal	Passagem	Pen	Erro	Pontos	NoPC	AtePC	
1	Tmp	3	0.374	10:00:36.29	10:00:36.97	0	0.7s	+7	11°	11°	
2	Tmp	5	0.658	10:01:04.78	10:01:05.34	0	0.6s	+6	9°	13°	
3	Tmp	9	1.176	10:01:54.95	10:01:55.32	0	0.4s	+4	5°	7°	
4	Tmp	11	1.510	10:02:27.39	10:02:28.76	0	1.4s	+14	15°	8°	
5	Tmp	12	1.598	10:02:36.09	10:02:37.29	0	1.2s	+12	16°	12°	
6	Tmp	13	1.928	10:03:07.42	10:03:08.52	0	1.1s	+11	19°	12°	
7	Tmp	15	2.160	10:03:32.96	10:03:35.34	0	2.4s	[+24]	23°	13°	
8	Tmp	19	2.755	10:04:43.53	10:04:43.31	0	0.2s	-2	8°	12°	
9	Tmp	22	3.349	10:05:41.59	10:05:42.28	0	0.7s	+7	21°	13°	
10	Tmp	27	3.979	10:06:48.64	10:06:50.40	0	1.8s	+18	21°	19°	
11	Tmp	31	4.351	10:07:47.23	10:07:48.50	0	1.3s	+13	21°	20°	
12	Tmp	33	4.706	10:08:22.01	10:08:23.70	0	1.7s	+17	26°	21°	
13	Tmp	35	5.221	10:09:11.39	10:09:12.10	0	0.7s	+7	11°	19°	
14	Tmp	36	5.389	10:09:28.56	10:09:28.84	0	0.3s	+3	7°	19°	
15	Tmp	38	5.617	10:10:05.51	10:10:05.54	0	0.0s	0	1°	18°	
16	Tmp	41	6.037	10:11:03.87	10:11:07.47	0	3.6s	[+36]	22°	20°	
17	Tmp	43	6.411	10:11:40.60	10:11:41.16	0	0.6s	+6	19°	19°	
18	Tmp	44	6.728	10:12:08.49	10:12:10.58	0	2.1s	+21	27°	21°	
19	Tmp	49	7.567	10:13:27.53	10:13:27.89	0	0.4s	+4	13°	22°	
20	Tmp	49	7.953	10:14:03.16	10:14:03.98	0	0.8s	+8	15°	20°	
21	Tmp	51	8.288	10:14:39.36	10:14:37.52	0	1.8s	-18	23°	23°	
22	Tmp	55	8.597	10:15:28.64	10:15:29.46	0	0.8s	+8	1°	18°	
23	Tmp	58	8.801	10:15:53.84	10:15:53.08	0	0.8s	-8	9°	16°	
24	Tmp	60	8.935	10:16:17.66	10:16:20.61	0	3.0s	[+30]	16°	15°	
25	Tmp	65	9.672	10:18:03.00	10:18:03.14	0	0.1s	+1	1°	13°	
26	Tmp	66	9.961	10:18:41.34	10:18:43.42	0	2.1s	+21	10°	14°	
27	Tmp	69	10.344	10:19:23.85	10:19:24.16	0	0.3s	+3	9°	11°	
28	Tmp	69	10.518	10:19:39.91	10:19:40.48	0	0.6s	+6	22°	12°	
29	Tmp	71	10.945	10:20:23.14	10:20:23.17	0	0.0s	0	1°	10°	
30	Tmp	72	11.114	10:20:39.19	10:20:39.16	0	0.0s	0	1°	10°	
31	Tmp	74	11.679	10:21:30.55	10:21:31.29	0	0.7s	+7	20°	11°	
33	Tmp	78	12.256	10:23:00.52	10:22:58.94	0	1.6s	-16	22°	13°	
34	Tmp	81	12.681	10:23:40.56	10:23:40.36	0	0.2s	-2	5°	13°	
35	Tmp	81	13.000	10:24:12.46	10:24:12.43	0	0.0s	0	1°	10°	
36	Tmp	89	14.637	10:27:08.58	10:27:09.42	0	0.8s	+8	17°	11°	
37	Pass	119	1.334	11:27:37.32	11:29:11.52	0	1m34s	0	1°	11°	
38	Pass	132	2.074	11:34:02.70	11:34:11.59	0	8.9s	0	1°	11°	
39	Pass	151	3.009	11:36:51.41	11:36:40.98	0	10.4s	0	1°	11°	
40	Pass	157	3.307	11:37:29.06	11:37:31.54	0	2.5s	0	1°	11°	
Num	306	Pen	0	PCZ	4	Total PP	258	Col. Final	11°		



EDSON JOÃO DA COSTA DIRETOR GERAL DE EVENTO	WAGNER ANTONIO DE SOUZA DIRETOR TÉCNICO	COMUNICAÇÃO Ísis MORETTI
COMISSÁRIO DESPORTIVO CBA ANTONIO MANOEL DOS SANTOS	COMISSÁRIO DESPORTIVO FAUESC VICTOR JOSÉ GIANESINI	DIRETOR DE CRONOMETRAGEM ANDRÉ LUCAS MUNHOZ